

Rapid

Walk-behind tractors and attachments



Rapid – A shining example of success

Rapid has been developing and manufacturing high-quality machinery in Switzerland since 1926. This machinery is making life much easier for people across the globe. Because the machines are so easy to handle, work can be carried out safely and efficiently. As a result, people who use Rapid machines can experience success and satisfaction day after day.



Rapid can help achieve the impossible

Rapid Rex, which is the world's lightest hydrostatically driven walk-behind tractor with active steering, is a prime example of how Rapid is helping to achieve the impossible. It can be used to tackle extreme hillsides that previously had to be mowed by hand. And this new mechanical method is convenient, efficient and safe.

Our core values ensure added value



Rapid machines are developed and manufactured in Switzerland. From design and production right through to assembly, quality assurance and our customer service and spare parts service, we embody the quality for which Switzerland is renowned day in, day out.



Operational safety is very important to us. That is why we use intelligent systems that combine safety with efficiency. Safety consciousness starts right back in the design phase so that when the machine is finally in the hands of the operator, safety is already built in. For us, that is par for the course.



All Rapid walk-behind tractors support continuously variable forward and reverse travel without any need for operating a clutch and shifting gears. Active steering systems ensure optimum handling even when travelling across very steep and challenging terrain. The operator simply uses the rotary grip to issue the desired commands and the machine then carries out the work precisely.



Rapid believes in sustainability and takes care of its natural and human resources accordingly. Whenever possible, we use environmentally friendly materials and work with modern and efficient production facilities. The result: high-quality products that are attuned to people and the environment.



The high performance and superb quality are what make our machines so efficient, whether they are used alone or in combination. And for isolated instances of use or many years of operation. Our core values involve making sure our products are durable and always ready for action.



Each Rapid walk-behind tractor is suitable for a variety of applications throughout every season. Because they are multi-purpose, purchase and operating costs can be massively reduced. What's more, they take up less storage space than single-purpose machines. This means your money goes further but you still get to enjoy all the benefits.

The Rapid models at a glance

REX



An agile climber, very lightweight, for extremely steep slopes

MONDO



The versatile professional for use at home, on farms, in gardens, in public squares and on streets

SWISS



Sure-footed as a mountain goat, it combines the ability to handle slopes with great performance on level ground

Engine

Fuel	Petrol	Petrol	Petrol
Power (HP / kW)	7/5,1	9/6,6	9/6,6
Number of cylinders	1	1	1
Ability to handle slopes	120%	100%	100%
Weight incl. tyres	89 kg	130 kg	129 kg
Forward speed	0–7 km/h	0–6 km/h	0–7 km/h
Reverse speed	0–4 km/h	0–4 km/h	0–4 km/h

Implement connection

Power take-off revolutions	645 rpm	900 rpm	850 rpm
Connection flange	52/54 mm	52/54 mm	78/80 mm

Standard equipment

Hydrostatic travel drive, continuously variable	Yes	Yes	Yes
Hydraulic hand lever steering	No	No	No
Hydraulic handlebar steering	Yes	No	Yes
Rotary handlebar	No	Yes	No
Handlebar lateral adjustment	No	230°	No
Handlebar height adjustment	Yes	8 positions	3 positions
Axle adjustment	No	No	No
Limited slip differential	No	Yes	No
Free wheel change	No	Yes, cannot be towed	Yes, can be towed

Applications

Mowing technology	•	•	•
Forage harvesting	•	•	•
Mulching technology	•	•	•
Cleaning	-	•	•
Tilling	-	•	-
Winter services	•	•	•
Transport	-	•	-
Special applications	-	•	-

MONTA



The Powerful mower for extreme hillsides

VAREA



Master of the four seasons, suitable for universal use and ideal for horticultural applications

ORBITO



Safety features, functions and operability that make it ahead of its time

NEW!

M141	S141	M161	S161	M141	S141	M161	S161	M231	S231	M141	M161	M231
Petrol	Petrol	Petrol	Petrol	Petrol	Petrol	Petrol	Petrol	Petrol	Petrol	Petrol	Petrol	Petrol
14/10,3	14/10,3	16/11,8	16/11,8	14/10,3	14/10,3	16/11,8	16/11,8	23/16,9	23/16,9	14/10,3	23/16,9	23/16,9
1	1	2	2	1	2	2	2	2	2	1	2	2
120%	120%	100%	100%	100%	100%	100%	100%	100%	100%	100%	100%	100%
195 kg	207 kg	208 kg	216 kg	200 kg	208 kg	209 kg	217 kg	-	-	254 kg	265 kg	283 kg
0-8 km/h				0-8 km/h				0-8 km/h				
0-4 km/h				0-4 km/h				0-4 km/h				

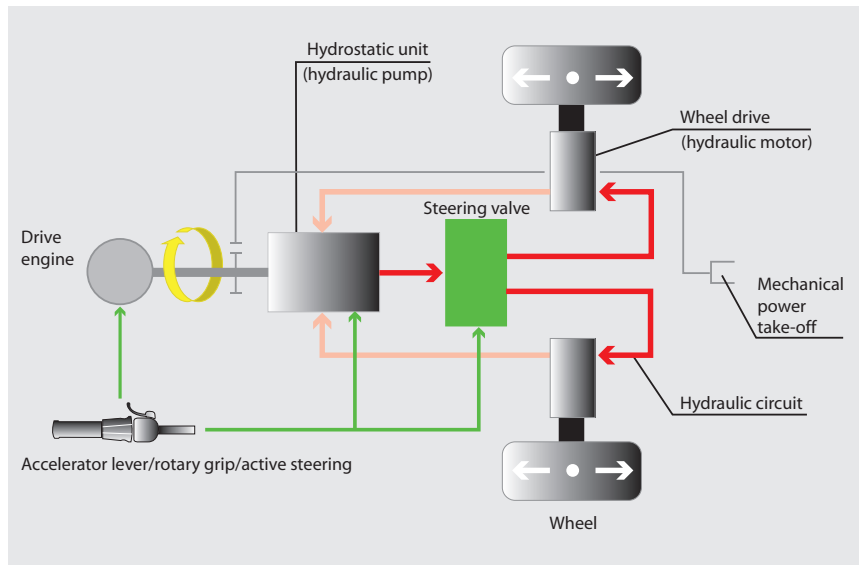
1000 rpm				1000 rpm				700 and 1000 rpm				
ø 78/80 mm				78/80 mm				78/80 mm				

Yes				Yes				Yes				
Yes				Yes				Yes				
Yes				Yes				Yes				
No				No	Yes	No	Yes	No	Yes	Yes		
22°				22°	232°	22°	232°	22°	232°	232°		
11 positions				11 positions				11 positions				
No				No				150 mm				
No				No				No				
Yes, can be towed				Yes, can be towed				Yes, can be towed				

•	•	•
•	•	-
•	•	•
•	•	•
-	•	•
•	•	•
-	-	-
-	•	•

Hydrostatic drives for smooth and precise work


Rapid was one of the first to grasp the advantages of hydrostatic drives and is now building on decades of sound practical experience. Hydrostatic travel drives mean that the machine unit supports continuously variable forward and reverse travel – without sustaining wear and without any need for clutch operation and gear shifting.



The key advantages of hydrostatic travel drives

The advantage of the hydrostatic travel drives used on the Rapid walk-behind tractor is that attachments can be operated at the optimum working speed regardless of how fast the machine is actually travelling. Obstacles can be approached with millimetre precision, easily and without any risk of a collision. This does away with much of the laborious manual work that would otherwise be required.

Given that the travel drive is never disengaged, the drive wheels are always under traction. It is not possible for the machine to roll forwards or backwards in an uncontrolled and dangerous way. This means that Rapid machines are absolutely safe even on slopes.



Thanks to the ingenious rotary grip, the machine is always safely under control

With their two-part rotary grip, Rapid walk-behind tractors also set the benchmark when it comes to user friendliness. Simply turn the rotary grip right or left to make the machine move forwards or in reverse. Turning it back to the 0 position brings the machine to a complete stop. Thanks to the ingenious rotary grip, the operator can keep the machine fully under control with both hands during any manoeuvre. This keeps the operator safe and fully in charge whatever the situation.

Active steering systems – effortless steering, maximum traction

Active steering systems enable Rapid walk-behind tractors to manoeuvre easily even on challenging terrain or in spite of wide track widths or heavy gross weights. All the operator has to do is move the steering control to make the drive wheels rotate at different speeds for active steering of the machine combination. On the Rex and Swiss Rapid models, the appliance is steered directly via the handlebar, whereas the Universo and Euro 4 feature a hand lever instead. Rapid Orbito, Monta and Varea combine both systems. Rapid Orbito can even switch between handlebar and hand lever steering at the touch of a button. All systems allow intuitive and finely controlled steering. Given that both wheels are always driven on walk-behind tractors with active steering, the maximum possible traction is available whatever the situation.



Even solid implements are easy to guide

The Rapid adapts to your needs

Tyre types


Whether the machine is to be used on flat or steep terrain, in meadows, on lawns, in fields or on hard surfaces – whatever the situation, having the right tyres is the key to ensuring safety and efficiency. The Rapid walk-behind tractor enables you to choose between all kinds of different tyres. The range extends from rubber tyres with various profiles and widths right through to sprocket wheels and sprocket rolls. Various combinations of tyres, sprocket wheels and sprocket rolls can be used. And if you are using your Rapid to provide winter services, suitable snow chains are available to keep you safe.



Rubber-tyred wheels and special wheels



Wheel combination examples



Turning and laterally adjusting the handlebar

The Mondo, Orbito and Varea S Rapid models feature a handlebar that can be turned 232°. This allows the operator to walk at an angle or on the opposite side of the machine. This makes for easy and ergonomic handling whatever attachment is being used. If the handlebar is turned to the opposite side of the walk-behind tractor, the technical system "follows" the thoughts of the operator. In other words, the rotational direction of the rotary grip and the way the handlebar works both automatically adapt to the handlebar direction that has been selected. This maximises safety and efficiency when performing daily tasks.

The unit as a whole is the key to success

The walk-behind tractors and attachments developed by the Rapid engineers are perfectly coordinated with one another. It is only by having the optimum unit that maximum performance can be achieved. As a result of this holistic approach, our machine units are the key to long-term success.

Tool-free quick change system

Rapid attachments can be coupled and uncoupled in the blink of an eye without any need for tools and with minimum effort. This provides a high level of flexibility with regard to various attachments and means very little time is lost.



Tool-free quick change system



Our specialist dealers are highly competent

Rapid machines are distributed through carefully selected specialist dealers, who are constantly provided with the latest product information. This means that your regional Rapid specialist dealer is highly competent and can ably assist you during the initial consultation and throughout many years of service.



Technical training for specialist dealers



Distribution via regional specialist dealers

Spare parts available across the machine generations

Rapid machines are designed to be robust and durable. However, if a machine does sustain wear over time or if a component does develop a fault, Rapid is there to provide rapid assistance.

Spare parts can be provided within 24 hours and for a period of time that well exceeds the industry standard. As a result, even if your machine should suffer a failure, it will be ready for action again in next to no time.

Rapid – for the most stringent of demands

The name Rapid has stood for quality, precision and reliability since 1926. With its customer's interests at heart, Rapid invests in enhancing, modernising and streamlining its processes year after year. This provides a solid foundation for manufacturing its high-quality and state-of-the-art tools.

The vast array of perfectly coordinated combinations leaves nothing to be desired

Thanks to the wide range of attachments, the Rapid walk-behind tractor is extremely versatile. Combinations can be created that will get farmers, horticulturists, the local authorities (and many others besides) all fired up. Once you have your Rapid walk-behind tractor, you can purchase further attachments as required.

Mowing technology

The right mowing system for any kind of forage

Perfect cutting with Rapid cutter bars

For efficient mowing wherever the machinery is used, Rapid offers all kinds of different cutter bars along with compatible cutter heads. Robust cutter heads housed in an oil bath and mounted on bearings are used to drive finger cutter, landscaping or dual cutter bars. Where maximum performance is demanded on level ground, cutter bars with a width of up to 310 cm can be used. Whatever the scenario, the result is always the same: a clean cut. For zero grazing, Rapid can offer its tried-and-tested products in the form of complete systems.



Rapid Monta M141 with cutter bar



Rapid Swiss with landscaping cutter bar

Perfect lawns even on land with lots of slopes and nooks and crannies

The sickle mower, which features two rotating blades, is the ideal attachment for mowing medium to large lawns. With its high level of manoeuvrability and superb ability to handle slopes, it can tackle lawns safely and efficiently where other systems fail.



Rapid Swiss with sickle mower

Forage harvesting

Machines for forming swaths, collection, transport or preservation of forage.

Efficient forage harvesting and preservation

Special hayrakes will transport dried forage in a swath downhill on anything up to an extreme steep slope. On the flat, conventional hayrakes will turn the forage and cleanly transport it into a swath.

The tried and tested Compact zero grazer is suited to efficient harvesting of green forage.

The compact round baler can be used to produce high-quality bales. If you want to preserve baled green forage, a high-performance foil wrapping device is available.



Rapid Orbito with Multi-Twister



Rapid Monta M141 with compact drive



Rapid Monta M141 with hayrake



Rapid Mondo with Hayrake

Mulching technology

It doesn't matter how deep the snow is: Rapid winter service machines are the key to ensuring perfectly cleared paths and squares

This machine takes no prisoners when used with grass, undergrowth, shrubbery or brushwood

Whether you are using the Eco-Mulcher or the Flail Mower, the performance and sturdiness of the Rapid attachments really stand out. They make pure mincemeat of grass, undergrowth and brushwood. In this way, they can be used to tidy up meadows, the edge of woods, parks and green areas of all kinds.

The cut material decomposes naturally so you save time and money by not having to collect it. When they come face to face with the machine, green areas soon start to look neat and tidy again.



Rapid Mondo with Eco-Mulcher



Rapid Orbito with Flail Mower

Cleaning

Makes maintenance fun and delivers perfect results

Remove all traces of dirt and dust

With our range of Combi-Sweepers, any area can be swept clean in next to no time. The open sweeper clears dirt away to the front or the side. When the dirt container is attached, the closed sweeper collects dirt and dust without any mess and can be emptied later on. For perfectly clean edges along curbs and walls etc., a side brush can be mounted that rotates along with the rest of the equipment.



Rapid Mondo with open Combi-Sweeper



Rapid Mondo with Combi-Sweeper, dirt container and side brush

Tilling

Professional systems that transform gardens and fields into perfect seed beds in a flash

The easiest way to break up hard ground

Rapid rotary tillers are robust and easy to use. The fact that you can open the hood without any tools and change the rotary tilling direction makes it a practical choice that offers all kinds of advantages. It can even be used to break up hard ground.



Rapid Mondo with rotary tiller

Get ready for sowing in a single operation

The stone burier is capable of finely slicing earth and hard soil in a single operation. At the same time, stones, unwanted grass or plant remains get worked into the ground. You can also adjust the tilling depth. Thanks to the lateral drive, the soil can be worked along the entire width of the machine. With its high efficiency and good handling properties, the Rapid walk-behind tractor with stone burier is the perfect companion for horticulturists and landscape gardeners.



Rapid Orbito with stone burier

Spinning and levelling

The robust and 150 cm wide levelling harrow is perfectly suited to levelling work on soils that have been broken up. When it comes to horticulture and landscape gardening, the Uni-Rotary Harrow leaves nothing to be desired. The tine pairs work the ground efficiently and the dozer blade attached to the rear levels it out perfectly. The trailing disc roller gives the ground a fine texture while gently reinforcing it.



Rapid Mondo with Uni-Rotary Harrow

The hydraulic control that is available for the Uni-Rotary Harrow (and stone burier) allows continuous adjustment of the working depth and the height of the dozer blade while you are actually working. This can be done conveniently using the handlebar.



Rapid Varea S141 with Uni-Rotary Harrow

Winter services

It doesn't matter how deep the snow is: Rapid winter service machines are the key to ensuring perfectly cleared paths and squares

Clean clearance with attachments tailored to the conditions

Snowploughs with various widths are available for small quantities of snow. In the event of heavy snowfall, snow throwers are perfect for clearing it effectively. If you need a non-slip underlying surface or one that is free of ice, you can use the salt, grit or sand spreader to deposit the desired material in a professional way.



Rapid Monta M141 with snowplough



Rapid Mondo with snow thrower



Rapid Mondo with Combi-spreader

Transport

Perfect for transporting different materials over short distances around the home and farm.

Earth, wood, sand, stones, litter: Transport absolutely anything you like

Whether you decide to attach the Mini Cargo at the front or pull the trailer behind – there are massive advantages to using the machines with tipping systems. Another reason for their popularity is that they are safe and easy to manoeuvre.



Rapid Mondo with trailer



Rapid Mondo with mini cargo

Special applications

Innovative solutions for special demands.

Elimination of weeds from water-bound and paved areas

Thanks to the rotary weed brush unwanted plant growth can be removed from paved areas and edges in a purely mechanical manner. For gravel and crushed stone paths, the path maintenance unit is available.



Rapid Orbito with Rotary weed brush



Rapid Mondo with Path maintenance unit



Rapid Mondo with weed brush

The high-tech centre The Rapid business areas

Rapid Technic AG

Industriestrasse 7
CH-8956 Killwangen,
Switzerland

T +41 44 743 11 11
www.rapid.ch



Certified quality

Since 1992, all products have been manufactured in accordance with the Rapid quality management system audited by SQS. All standards are reviewed and refined on an ongoing basis. In the interest of meeting these stringent requirements, Rapid is committed to the continuous professional development of its employees and consistently offers apprenticeship training positions.

Since its inception in 1926, the company that makes the innovative Rapid motorised mower has grown into a modern production, service and trading concern. As well as manufacturing the classic Rapid walk-behind tractors and attachments, the company also acts as an agent for various vehicles and produces parts to order.

Walk-behind tractors and attachments

Thanks to their reliability and flexibility, Rapid walk-behind tractors are loved the world over. Given the large number of different attachments, they can be used efficiently in agricultural, horticultural and market gardening contexts as well as for maintaining green and paved areas.



Custom production

Rapid Technic AG has accumulated experience in cutting, friction stir welding (FSW) and assembly over many years. It is on the basis of this experience that it has built its strategy. We offer our expertise to third-party customers all around the world.

Swiss distributor of agricultural and local authority vehicles

Rapid imports a wide range of ISEKI and Canycom multi-purpose vehicles for the Swiss market. On request, these and the attachments are customised in accordance with the customer's needs.



Your Rapid specialist:



Subject to change without prior notice
RP201'000-13_11/18
www.rapid.ch