



ALL ELECTRIC / PLUG-IN HYBRID MOWERS



ELECTRIFYING YOUR MOWER

RAYMO - CLEAN AND SILENT POWER



RAYMO brings a new concept mower that tackles some of the most significant issues the landscaping industry faces nowadays - noise, emissions, operator safety, vibration, slope maintenance and operating / maintenance cost.

We believe in silent and zero-emission grass-cutting - no matter if it is a home owner, local contractor or municipality doing the work. It is possible to mow quietly and without unnecessary air pollution. And we all deserve it.

At RAYMO we have decided to create the tool to do the job on a commercial level - radio controlled, fully electric or plug-in hybrid mowers that are safe, agile, efficient, silent, clean and inexpensive to operate.

The RAYMO mower is extremely low in height allowing you to access low clearance areas and has an outstanding climbing ability for sloping and undulating terrain. The ZTR steering system in combination with 4WD delivers exceptional driving and manoeuvring features.

Remote control keeps you in a safe distance further reducing your exposure to noise and dust while you keep an eye on the surrounding environment.

An electrifying experience.

ELECTRIC OR HYBRID? WHY NOT BOTH?!



Would you benefit from a purely electric drive on some occasions and from engine drive on others? No problem at all. What makes RAYMO a truly unique piece of equipment is the POWERSWAP system enabling you to change between fully electric and plug-in hybrid drive back and forth within a minute.

How does POWERSWAP work? Raymo machines are equipped with a compartment that holds a power cartridge. This cartridge can either contain a battery pack for a fully electric power or a plug-in

hybrid set that allows you to choose between electric or engine power.

Whereas the fully electric system can power your machine for 4-5 hours, the plug-in hybrid system battery gives you 2-3 hours of purely electric drive with the possibility to extend your operating time by switching on the engine generator. This way you can for example mow in a purely electric mode in the early morning hours without excessive noise and start your engine later in the day finish off the work when noise regulations no longer apply.

And that is not all. You can have back up cartridge ready (hybrid or electric - whatever suits your needs) and quickly change them during the day. It only takes a minute. This way you can get all the operating time you need. And obviously you can charge all batteries from the wall at your home or garage making your operation very cost efficient.

PLUG - IN HYBRID

BATTERY TYPE	Li-Ion
VOLTAGE	50,4 V
CAPACITY	56 Ah
ELECTRIC OPER. TIME	2-3 h
HYBRID OPER. TIME	6-8 h
CHARGING TIME	4 h
ENGINE SIZE	208 cc
FUEL CONSUMPTION	1,5 l/h
GENERATOR POWER	2 kW
CARTRIDGE WEIGHT	45 kg




FULLY ELECTRIC

BATTERY TYPE	Li-Ion
VOLTAGE	50,4 V
CAPACITY	120 Ah
OPERATING TIME	4-5 h
CHARGING TIME	9-10 h
FAST CHARGING TIME	6-7 h
CARTRIDGE WEIGHT	45 kg



MORE THAN A MOWER

Not only a mower, but a true tool carrier - that is how RAYMO was actually designed. The mower deck is easily detachable and soon RAYMO will present a selection of purely mechanic or electric power tools and attachments to fit your machine. These will be marked as MULT-E-CARE products. A multifunctional helper of any gardener or landscaper.



SAFETY RADIO CONTROLLER

HEIGHT 51 CM



POWERSWAP
DRIVE SYSTEM

CAREFULLY BALANCED WEIGHT



CARRIER WEIGHT 180 KG

4-WHEEL DRIVE

MAXIMUM LENGTH 205 CM / WIDTH 115 CM

DECK WEIGHT 70 KG

REAR DISCHARGE
WITH MULCHING OPTION

3 DECK POSITIONS
WORK/TRANSPORT/SERVICE

DIRECT ELECTRIC
DRIVE BLADES

FLOATING
MOWER DECK

ADJUSTABLE
HEIGHT OF CUT
40 - 100 MM

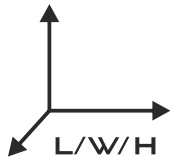
DETACHABLE FRONT
CASTOR WHEELS

PROTECTIVE
ROLLER WHEEL

104 CM WIDTH OF CUT



TECHNICAL DATA AND FEATURES



DIMENSIONS - WORK

Length 205 cm
Width 115 cm
Height 51 cm
Weight 250 kg

DIMENSIONS - TRANSPORT

Length 155 cm
Width 115 cm
Height 91 cm



EMISSION-FREE OPERATION

City parks, playgrounds, sports fields, residential areas, horticulture farms - just a few examples of places where emission-free mowing will certainly be a preferred choice.



LOW MAINTENANCE

Minimum of moving parts means reduced wear and prolonged service intervals. Ultimately this leads to significantly lower maintenance cost. No oil checks, no leaking hydraulics ...



SLOPE OPERATION

4WD combined with zero-turn steering and extremely low center of gravity allow RAYMO to operate even on steep slopes without a risk of tipping over.



RADIO REMOTE CONTROL

Distant machine control brings a large amount of advantages - low machine weight, operator safety, zero vibration, reduced noise and dust exposure, better environment control



ROUND THE CLOCK MOWING

Replaceable battery / power cartridge together with low noise enable you to mow round the clock - day or night, early morning or late evening. Use your RAYMO all day long.



POWERSWAP

The possibility to change between a fully electric and plug-in hybrid modes expands the fields of application as well as the available operating time. Ease of mind, freedom of movement.



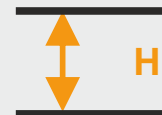
LOW NOISE LEVEL

The minimum noise of a fully electric RAYMO makes it a perfect choice for noise sensitive areas (schools, hospitals, hotels, cemeteries, playgrounds) as well as quiet hours. No stress for the operator's ear.



ANTI-SCALP FLOATING DECK

The only ground contact the mower deck has is with polyamide components - wheels or skids. The floating deck is gentle to grass even in difficult and undulating terrain.



EXTREMELY LOW HEIGHT

Difficulty mowing under solar panels, benches, trampolines, trees or other low clearance obstacles? Not for RAYMO with its super-low height. A perfect tool for landscaping and gardening.

APPLICATION EXAMPLES

SLOPES AND EMBANKMENTS




DIFFICULT EDGES



PARKS, GARDENS, SPORTS FIELDS



VARYING HEIGHT OF CUT PLACES






LOW CLEARANCE SPOTS - SOLAR FARMS



NOISE REGULATED AREAS



ECOLOGICALLY SENSITIVE GROUNDS



raymo



WWW.RAYMOELECTRIC.CO.UK / INFO@RAYMOELECTRIC.CO.UK / +44(0)1473 599266

ISEKI UK & IRELAND / 3-5 FOXTAIL ROAD / IPSWICH / IP3 9RT / UK