

**BRITISH MANUFACTURING
EXCELLENCE SINCE 1962**



WESSEX[®]

**ATTACHMENTS FOR
ATVs AND UTILITY VEHICLES**

When only the best will do...



 **WESSEX[®]**
INTERNATIONAL



SINCE 1962 THE WESSEX NAME HAS BEEN SYNONYMOUS WITH SUPERB QUALITY, British built machines for the agricultural and groundcare markets. Our equipment is built for demanding applications, where reliability and durability are paramount.

WESSEX INTERNATIONAL'S global distribution network has distributors and dealerships in many countries. Whatever Wessex product you invest in, you can be sure of support from your local dealer right through the machines lifetime, backed by Wessex International's commitment to excellent customer service.

Our friendly and knowledgeable staff are here to advise you on the best equipment for your application. We are convinced you will find our machinery beneficial to your organisation both in terms of user satisfaction and economic ownership.

When only the best will do...

BRITISH MANUFACTURING EXCELLENCE SINCE 1962

We are proud to announce that we've recently become members of the coveted **MADE IN BRITAIN - OFFICIAL MARK**. We have designed and manufactured British machinery since 1962 and are proud of our British heritage, so it's something we're really passionate to be part of.

Investing in our manufacturing ensures we invest in our incredible economy, and it gives you confidence that our products will keep you moving around the clock.



1962

In the heart of rural Hampshire, **WESSEX** began manufacturing grass cutting and forage equipment.

1970s

WESSEX were the first to manufacture a range of scaled down implements to suit the new compact tractor from Japan.

1980s

WESSEX increased their focus on equipment to meet the needs of landscapers and grounds maintenance contractors.

1990s

As ATVs started to grow in popularity, **WESSEX** produced a line-up of attachments to suit.

2003

Broadwood International was established as the distributor of quality equipment including the well-known **SNOWEX** salt spreaders & **SWEPEX** push brooms.

2008

Broadwood International acquired **WESSEX MACHINERY** – now a leading manufacturer of professional grounds maintenance machinery.

2012

WESSEX celebrates **50 YEARS** of manufacturing and innovation



2014

In line with the increased focus on global distribution of the **WESSEX** product range, the company has been renamed **WESSEX INTERNATIONAL**. This coincides with relocation to the current 50,000sqft factory in Andover, Hampshire.

2020

The introduction of **WESSEX POLARONE™** Salt and Grit Spreaders

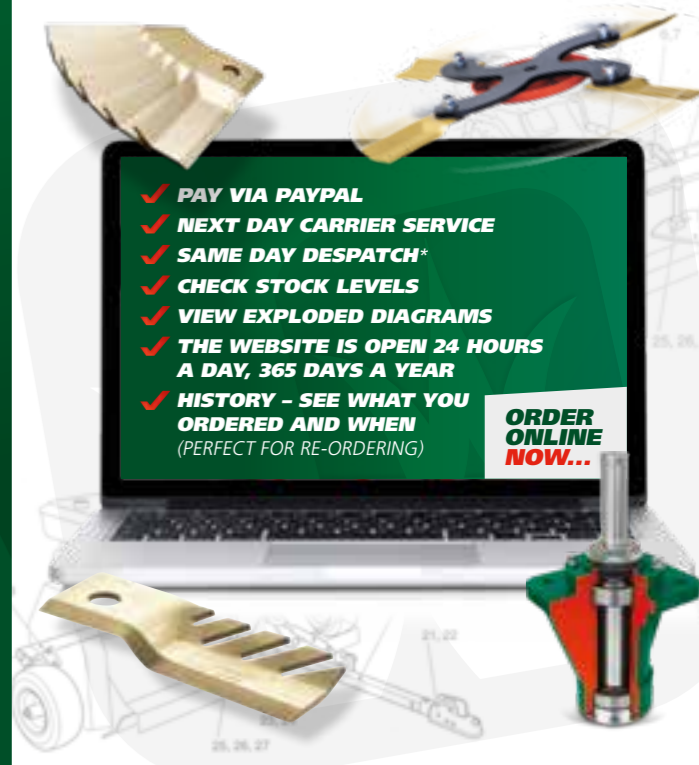
2021

Building on 30 years of innovation, **WESSEX** have refined, and enhanced the **AF FLAIL MOWER** series to launch **GENERATION 2 AF** Flail Mowers



ORDER YOUR WESSEX PARTS ONLINE NOW!

WHY SHOULD YOU TAKE THE PLUNGE?



- ✓ PAY VIA PAYPAL
- ✓ NEXT DAY CARRIER SERVICE
- ✓ SAME DAY DESPATCH*
- ✓ CHECK STOCK LEVELS
- ✓ VIEW EXPLODED DIAGRAMS
- ✓ THE WEBSITE IS OPEN 24 HOURS A DAY, 365 DAYS A YEAR
- ✓ HISTORY - SEE WHAT YOU ORDERED AND WHEN (PERFECT FOR RE-ORDERING)

ORDER ONLINE NOW...

GO TO **WWW.WESSEXINTL.COM/PARTS** TO ORDER YOURS **NOW!**

Follow us on:

*See below for terms

SPARE PARTS

Only genuine Wessex spare parts should be used to maintain optimum performance from your Wessex machine. To minimise costly machine downtime, parts orders are dispatched daily to our professional dealer network by next-day carrier service (UK mainland), and 2 day for UK Highlands & Islands. If ordered before 1:00pm, parts will be dispatched the same day (subject to availability).

OUR ONLINE PARTS STORE IS OPEN 24 HOURS A DAY, 365 DAYS A YEAR.

Order your parts from your mobile or computer and we'll take care of the rest.

T: 01264 345878 **E:** parts@wessexintl.com





Charlton House,
Caxton Close,
Andover,
SP10 3QN
United Kingdom

T: +44 (0)1264 345870
F: +44 (0)1264 345880

SALES
T: 01264 345870 (option 2)
E: sales@wessexintl.com

PARTS
T: 01264 345870 (option 1)
F: 01264 345880
E: parts@wessexintl.com

PRODUCT SUPPORT
T: 01264 345870 (option 2)
E: Ed.johnson@wessexintl.com

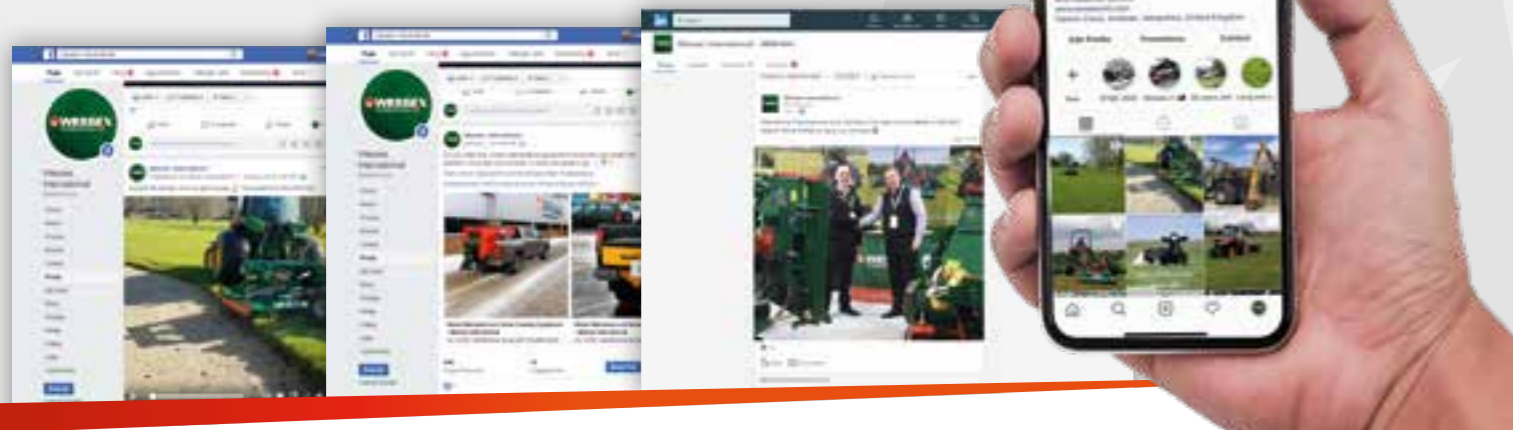
WARRANTY
T: 01264 345888
E: warrantyadmin@wessexintl.com

MARKETING TEAM
T: 01264 345870 (option 5)
E: marketing@wessexintl.com



**BRITISH MANUFACTURING
EXCELLENCE SINCE 1962**

WESSEX ARE SOCIAL:
Follow us on: #TEAMWESSEX for the latest news



ATTACHMENTS FOR
ATVs & UTVs

ROTARY MOWERS AR-120, 1.2m, AR-150, 1.5m, AR-180, 1.8m	6-7
PASTURE TOPPER AT-110, 1.1m	8
AF SERIES FLAIL MOWERS AFE-120, 1.2m, AFE-160, 1.6m, AFX-120, 1.2m, AFX-160, 1.6m, AFR-120, 1.2m, AFR-160, 1.6m	10-13
Paddock CLEANER MTX-120-E, 1.2m	14
SWEeper COLLECTOR MTC-120-E, 1.2m	16
FERTILISER SPREADER FS-270-TP	17
SPRAYERS SS-604, SS-608P, SS-618P	18
LAND ROLLER LR-150, 1.5m	19
ACCESSORIES Ball Hitch	19



2 YEAR WARRANTY

Selected products are available with a 2 year manufacturers warranty. These machines come with a standard one year warranty, and a further 1 year is available at no cost by simply completing an online registration via the website.



When only the best will do...

The Wessex **AR SERIES ROTARY MOWERS** are the first choice for regularly mown areas, as the work rates are higher and the maintenance costs are lower than a flail mower. The **AR SERIES** includes 1.2m, 1.5m and 1.8m models with various engine options, and are well suited to general pasture topping or fine turf work and are popular on farms, studs and private estates.

SPECIFICATIONS

	AR-120	AR-150	AR-180
Cutting width	1.2m	1.5m	1.8m
Overall width/side wheels	1.7m	2.0m	2.3m
Cutting height range	25-140mm	25-140mm	25-140mm
Weight	218kg	241kg	329kg

ENGINE OPTIONS

Briggs & Stratton 12.5hp (Recoil electric start)	✓	✓	-
Briggs & Stratton 13hp (Electric start)	-	-	✓

KEY FEATURES & BENEFITS

- SMM DECK** – Shot-blasted and powder coated for durability
- SWIVELLING BALL HITCH** – Satisfies Health and Safety recommendations
- TURN BUCKLE ON THE DRAWBAR** – Levels the machine for an even cut
- DRAWBAR CAN BE OFFSET TO EITHER SIDE** – Cut outside of the ATV wheelings
- THROTTLE LEVER** – Clips on to ATV rack for user convenience
- HEAVY DUTY BLADES WITH UPTURN ON TRAILING EDGE** – Durability and strong suction effect
- 16 X 6.50-8 TYRES**
- WHEELS IN-LINE WITH THE ROTORS** – Very well balanced, minimal weight on drawbar and excellent ground contour following
- FRICTION WELDED SPINDLES** – Run in heavy cast housings for maximum durability
- CHOICE OF BRIGGS & STRATTON ENGINE** – Powerful & reliable, 13hp with recoil & electric start versions available
- CENTRIFUGAL CLUTCH** – Allows the blades to be engaged / disengaged from the seat
- SIMPLE BELT ADJUSTMENT** – Both belts are tensioned simultaneously by one simple sliding action of the engine



When only the best will do...



SCAN HERE TO SEE A DEMO

HEIGHT OF CUT IS SET BY REPOSITIONING THE WHEELS BY MEANS OF A SPRING LOADED PIN MECHANISM ON THE WHEEL BRACKETS

ALL MODELS FEATURE THREE OVERLAPPING ROTORS TO ELIMINATE UNCUT STRIPS OF GRASS, AND RIGID CUTTERBAR BLADES FOR DURABILITY

AVAILABLE WITH OPTIONAL REAR WHEEL KIT (AR-120 & AR-150 ONLY), IDEAL FOR MOWING CLOSE TO A FENCE



With the pedigree of the distinguished Wessex brand behind it, the Wessex **AT-110 TOPPER** will perfectly complement ATVs and utility vehicles in both groundcare and agricultural applications. Developed to suit the requirements of the ATV user working to a budget, the **AT-110** is an excellent blend of performance and value.

W **SPECIFICATIONS**

	AT-110
Cutting width	1.1m
Overall width	1.45m
Cutting height range	50-160mm
Weight	128kg
Engine	12.5 hp B&S

W **KEY FEATURES & BENEFITS**

- 1 STURDY DECK FABRICATION** – Shot-blasted and powder coated for durability
- 2 12.5HP BRIGGS & STRATTON ENGINE** – Powerful, easy to start engine
- 3 THROTTLE LEVER** – Clips on to ATV rack for user convenience
- 4 DRAWBAR CAN BE OFFSET TO EITHER SIDE** – Cut outside of the ATV wheelings
- 5 ADJUSTABLE DRAWBAR** – Levels the machine for an even cut
- 6 HEAVY DUTY BLADE GENERATES EXCELLENT MOMENTUM IN WORK** – Ideal for lush grass
- 7 13 X 5.00-6 TYRES**
- 8 SIMPLE HEIGHT ADJUSTMENT** – The AT-110 comes with a simple height-adjustment lifting device. This allows the operator to lift one side of the machine with their foot, leaving both hands free to reposition the wheels to the desired cutting height and secure with a pin.
- 9 CENTRIFUGAL CLUTCH** – Allows the blade to be engaged / disengaged from the seat



SCAN HERE TO SEE A DEMO

SIMPLE HEIGHT ADJUSTMENT

OFFSET MOWING



INTRODUCING GENERATION 2 WESSEX AF FLAIL MOWERS

Building on 30 years of innovation, we have re-engineered, refined, and enhanced the **AF FLAIL MOWER** to create the strongest and most versatile ATV flail mower on the market.

Three British built models; **AFE ESTATE, AFX PROFESSIONAL & AFR CONTRACTOR**, designed to tackle dense vegetation, rushes and bracken etc, where reliability, flexibility and durability are paramount.

When only the best will do...

1 AFE ESTATE FLAIL MOWER

The **AFE FLAIL MOWER** with 13hp V-Twin B&S engine and automatic clutch has been designed for cutting long grass and vegetation in private grounds, estates; and for less demanding professional applications.

2 AFX PROFESSIONAL FLAIL MOWER

Designed for use in professional applications, the **AFX** has an 18hp V-Twin B&S engine with electric start and a **LOCKTORQUE LEVER CLUTCH SYSTEM** with 3 belts to allow the mower to perform in arduous conditions.

3 AFR CONTRACTOR FLAIL MOWER

Introducing the toughest ATV Flail Mower on the market!

Complete with a 23hp V-Twin B&S engine with electric start, **LOCKTORQUE LEVER CLUTCH SYSTEM** and forged heavy-duty flails, the **AFR** will pulverise the most dense scrub and vegetation with ease all day long!

SPECIFICATIONS	AFE ESTATE		AFX PROFESSIONAL		AFR CONTRACTOR	
	AFE-120	AFE-160	AFX-120	AFX-160	AFR-120	AFR-160
Working width	1.20m	1.60m	1.20m	1.60m	1.20m	1.60m
Overall width side wheels	2.05m	2.45m	2.05m	2.45m	2.05m	2.45m
Overall width rear wheels	1.55m	1.95m	1.55m	1.95m	1.55m	1.95m
Cutting height range	20-205mm	20-205mm	20-205mm	20-205mm	20-205mm	20-205mm
Approx. weight	260	300	280	320	300	340
Y shape flails blades (PAIRS)	✓	✓	✓	✓	N/A	N/A
Heavy duty flail blades	N/A	N/A	Optional	Optional	N/A	N/A
Heavy duty hammer blades	N/A	N/A	N/A	N/A	✓	✓
No. of blades	32	42	32	42	16	22
Spiral rotor	✓	✓	✓	✓	✓	✓
Rotor shaft diameter	114mm	114mm	114mm	114mm	114mm	114mm
Swinglock axle	✓	✓	✓	✓	✓	✓
Drive system	Centrifugal Clutch	Centrifugal Clutch	LockTorque Lever Clutch System	LockTorque Lever Clutch System	LockTorque Lever Clutch System	LockTorque Lever Clutch System
No. of belts	2	2	3	3	3	3
Engine (HP)	13	13	18	18	23	23
Engine start	Recoil start	Recoil start	Electric start	Electric start	Electric start	Electric start
Flotation wheels	✓	✓	✓	✓	✓	✓
Puncture resistant tyres	✓	✓	✓	✓	✓	✓
Tyre size	22-11-8	22-11-8	22-11-8	22-11-8	22-11-8	22-11-8
Antiscalp roller	✓	✓	✓	✓	✓	✓



1 Model 1

AFE ESTATE FLAIL MOWER

- ✓ 1.2M & 1.6M
- ✓ 13HP
- ✓ RECOIL START
- ✓ CENTRIFUGAL CLUTCH
- ✓ Y PATTERN FLAILS
- ✓ SWINGLOCK AXLE



Y PATTERN FLAILS



2 Model 2

AFX PROFESSIONAL FLAIL MOWER

- ✓ 1.2M & 1.6M
- ✓ 18HP V-TWIN
- ✓ ELECTRIC START
- ✓ LOCKTORQUE LEVER CLUTCH SYSTEM
- ✓ Y PATTERN FLAILS
- ✓ SWINGLOCK AXLE



Y PATTERN FLAILS



3 Model 3

AFR CONTRACTOR FLAIL MOWER

- ✓ 1.2M & 1.6M
- ✓ 23HP V-TWIN
- ✓ ELECTRIC START
- ✓ LOCKTORQUE LEVER CLUTCH SYSTEM
- ✓ HEAVY DUTY FLAILS
- ✓ SWINGLOCK AXLE



CAST HAMMER FLAILS



✓ KEVLAR LINED FLOTATION TYRES



✓ SPIRAL ROTOR



✓ SWIVEL HITCH



✓ OFFSET



✓ ANTI-SCALP ROLLER



✓ HEAVY DUTY HAMMER FLAIL OPTIONS (FOR AFX ONLY)



✓ KILL SWITCH

KEY FEATURES & BENEFITS

- ✓ **SWINGLOCK AXLE SYSTEM** (patent pending) – **MARKET-LEADING INNOVATION!** – Easily convert your AF Flail Mower from side wheels into a rear-wheel configuration in less than five minutes, and with zero tools or extra parts required!
- ✓ **FLOTATION PUNCTURE-RESISTANT** – Kevlar lined tyres for long working life.
- ✓ **LARGE DIAMETER ROTOR WITH SPIRAL POSITIONED FLAILS** – Ensures an even cut and increased torque for dense vegetation.
- ✓ **SMM DECK** – Shot-blasted and powder coated for durability
- ✓ **SWIVELLING BALL HITCH** – Satisfies health and safety recommendations
- ✓ **TURN BUCKLE ON THE DRAWBAR** – Levels the machine for an even cut
- ✓ **DRAWBAR CAN BE OFFSET TO EITHER SIDE** – Cut outside of the ATV wheels
- ✓ **KILL SWITCH CLIPS TO THE RACK OF THE ATV** – Emergency safety stop within easy reach of the operator
- ✓ **SCREW HEIGHT ADJUSTOR** – Simple & height adjustment
- ✓ **REAR ANTI-SCALP ROLLER** – Eliminates scalping in rough conditions
- ✓ **POWERFUL BRIGGS & STRATTON** – (B&S) Engine

OPTIONS

- ✓ **EXTENDED KILL SWITCH**
- ✓ **JOCKEY WHEELS**
- ✓ **TANDEM WHEELS (IMAGE BELOW)**
- ✓ **BOSS BAR (STANDARD ON AFR)**



✓ TANDEM WHEELS



✓ BOSS BAR

MODEL SHOWN AFX-160



When only the best will do...



SCAN HERE TO SEE A DEMO

SWINGLOCK AXLE SYSTEM (PATENT PENDING)

FROM SIDE TO REAR WHEELS IN LESS THAN 5 MINUTES!



Step 1
RAISE WHEELS & REPOSITION HEIGHT ADJUSTER



Step 2
REMOVE HAND WHEEL & BOLT



Step 3
SWING WHEELS TO REAR



Step 4
REFIT HAND WHEEL & BOLT



Step 5
LOWER WHEELS & REPOSITION HEIGHT ADJUSTER

REGULAR COLLECTION OF HORSE DROPPINGS IS ESSENTIAL FOR MAINTAINING A CLEAN AND HEALTHY Paddock ENVIRONMENT

The Wessex **DUNG BEETLE**, is a must for maintaining a healthy paddock and will not only collect horse muck, but also dead grass, leaves, twigs and other unsightly debris. The paddock will also benefit from the regular grooming action of the brush, which will stimulate growth of fresh, healthy grass – a benefit not gained from a vacuum machine.

POWERFUL SWEEPING

The rotor comprises four banks of hard wearing polypropylene bristles fastened into a hard plastic strip. The generous length of the bristles give a good "flick" action ensuring that any debris is propelled effortlessly into the hopper. The brush strips are simply bolted in pairs through the steel box section rotor, and are quick and easy to change when worn.



KEY FEATURES & BENEFITS

- 1 5.5HP ENGINE** – Easy to start and reliable
- 2 THROTTLE LEVER** – Clips on to ATV rack for user convenience
- 3 CENTRIFUGAL CLUTCH** – Allows the brush rotor to be engaged / disengaged from the seat
- 4 WHEELS IN-LINE WITH BRUSH ROTOR** – Follows ground contours accurately giving a consistent clean sweep
- 5 SIMPLE SCREW HANDLE** – Easy adjustment of brush height
- 6 FULLY CASTORING REAR WHEELS** – Increased manoeuvrability
- 7 FLOATING DRAWBAR** – Allows machine to float over uneven ground with no weight on ball hitch
- 8 ADJUSTABLE SPRING TINES** – Rake through the grass to loosen stubborn horse muck
- 9 HAND OPERATED WINCH** – For ease of emptying
- 10 STIFF, COURSE BRISTLE** – For increased sweeping efficiency in paddock environment
- 11 SWIVELLING BALL HITCH** – Satisfies Health and Safety recommendations



SCAN HERE TO SEE A DEMO

SPECIFICATIONS

	DUNG BEETLE
Working width	1.2m
Overall width	1.85m
Hopper capacity	0.7m ³ (approx.)
Weight	317kg



SPRINGTIME SWEEPING WILL COLLECT DEAD GRASS, MOSS AND OTHER UNSIGHTLY DEBRIS PROMOTING FRESH SPRING GROWTH.

NO MUCK, NO WORMS HEALTHY HORSES



WESSEX MTC-120-E SWEEPER COLLECTOR



WESSEX FS-270-TP SPREADER



WINTER SPREADER KIT



SPREAD LIMITER



EXTENDED AGITATOR



FILTERING GRID



LEVELING DRAWBAR



STANDARD AGITATOR FOR FREE FLOWING MATERIAL



GROUND DRIVEN GEARBOX WITH SPINNER DISENGAGEMENT

Ideal for collecting autumn leaves, grass clippings and scarifying debris etc, the **MTC-120-E** is an effective sweeper that can be towed behind an ATV, utility vehicle, garden tractor or 4x4.

Designed for the maintenance of private estates, parks and large gardens, the **MTC-120-E** sweeper collector is based on the **DUNG BEETLE** paddock cleaner but is fitted with a softer bristle to eliminate scratching of sensitive turf.

FOR SPECIFICATIONS
SEE P15



When only the best will do...

The **WESSEX FS** ground driven trailed spreader is ideal for use behind ATVs and UTVs.

Available with a 270 litre poly hopper, this popular spreader will spread granular or powdered fertilisers or grass seed in a turf care application, game feed on estate or even dry granular salt for winter maintenance.

SPECIFICATIONS

	FS-270-TP
Hopper Capacity (granular, fertiliser)	270 litres 345 kilos
Height	1.43m
Weight	84kg
Spread width	Up to 14m

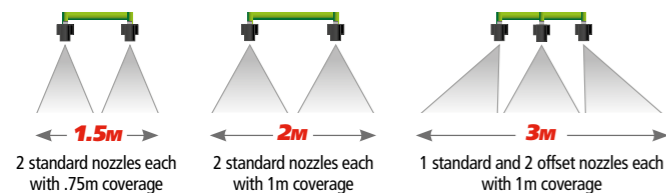
SALT SPREADER VERSION INCLUDES THE FOLLOWING ADDITIONAL FEATURES:

- ✓ **SPREAD LIMITER** – Typically used in winter maintenance applications for spreading salt on pathways, the spread limiter restricts the application width to approximately 1.5m.
- ✓ **EXTENDED AGITATOR** – Keeps material moving within the hopper.
- ✓ **FILTERING GRID** – Breaks up lumps of salt before entering the hopper.



SCAN HERE TO SEE A DEMO

The Wessex ATV mounted **SS SPRAYER** range are packed with user-friendly features and benefits, and comprises a heavy-duty 55ltr rotomoulded tank and a choice of pump options to suit the width of boom required. All models come complete with 5m of hose and a hand lance for spot spraying.



KEY FEATURES & BENEFITS

- 1 DURABLE ROTOMOULDED POLYETHYLENE TANK** – For maximum strength
 - 2 IN-LINE SUCTION FILTER** – Avoids pump contamination (SS-608-P & SS-618-P only)
 - 3 MOULDED HANDLES** – For ease of lifting
 - 4 OPTION OF 3 PUMP SIZES** – A machine for every application.
 - 5 PRESSURE CONTROL VALVE** – Maximum versatility (SS-608-P & SS-618-P only)
 - 6 HAND LANCE & 5M HOSE** – Ideal for spot spraying also allows spot spraying up to 5m away from the tank
 - 7 OPTION OF 5 BOOM SIZES** – A machine for every application
 - 8 HEIGHT ADJUSTABLE BOOMS**
 - 9 NOZZLE TAPS** – Turn off a nozzle to limit spray width
 - 10 ANTI-DRIP VALVES** – Avoid chemical leakage
 - 11 MOULDED HOSE WRAP** – Keeps hose securely coiled
 - 12 BRASS QUICK-RELEASE FITTINGS** – Easy change from boom to hand lance
- ✓ **DRAIN PLUG AT LOWEST POINT** – Ease of emptying
 - ✓ **SUCTION HOSE DRAWS FLUID FROM THE LOWEST POINT** – Complete emptying
 - ✓ **BASKET FILTER STRAINS LIQUID AS TANK IS FILLED** – Clean water only enters the tank (SS-608-P & SS-618-P only. SS-604 has a gauze filter on the end of the suction hose)

SPECIFICATIONS

	SS-604	SS-608	SS-618
Tank capacity	55ltr	55ltr	55ltr
Pump delivery (max ltr/min)	3.8	8	18
Max pressure	3 Bar	3 Bar	3 Bar
Boom options	1.5m	1.5, 2, 3m	1.5, 2, 3m, 5m

NO MORE BROKEN SPRAYER BOOMS!

All booms are kept within the width of the bike to avoid damage, and a combination of standard and off-set nozzles with anti-drip valves ensure an even spray of chemical up to 5m width (SS-618). All booms are height adjustable.



ATV LAND ROLLERS

WESSEX LAND ROLLER

A Wessex land roller is perfect for maintenance of lawns, paddocks and pitches.

Whether you tow them behind a compact tractor, a 4x4, or an ATV, Wessex land rollers will firm up the soil after a hard winter, and improve soil/root contact to enhance spring growth.

NEED MORE WEIGHT? NO PROBLEM – JUST ADD WATER!


The roller weighs up to 550kg when completely filled, and with a choice of clevis or ball hitch, you're ready to roll!

SPECIFICATIONS

	LR-150
Width	1.5m
Empty weight	200kg
Filled weight	550kg
Drum diameter	560mm

OTHER FEATURES

- Choice of ball or clevis hitch
- Adjustable scraper bar



ATV BALL HITCH

ATV ACCESSORIES

As manufacturers and distributors of one of the UK's largest range of professional ATV equipment we also offer accessories to make your ATV even more versatile and useful.

As with our ATV machinery, all our accessories are built to the highest standards without compromise, which in turn means you can have complete peace-of-mind when using and relying on these products, every day.

ATV BALL HITCHES

Simple, strong and easy to fit
Available in 19mm threads

When only the best will do...



When only the best will do...

rtmachinery.co.uk

LINKING VALUE WITH SERVICE

01844 299 037 | sales@rtmachinery.co.uk

RT Machinery Ltd, Brackwell Farm Estate, Winchendon Rd,
Nether Winchendon, Aylesbury, HP18 0DS, United Kingdom



BRITISH MANUFACTURING
EXCELLENCE SINCE 1962

