



Husqvarna®

CATALOGUE 2022





THE PROFESSIONALS REPRESENTING OUR BRAND. MEET THE H-TEAM AMBASSADORS

Andy Campbell – Forestry (left)

Andy has spent most of his working life in the forest. When not logging or running chainsaw training courses he may be found training for and competing in precision chainsaw competitions both here in the UK and abroad. He has represented the UK in all 5 of the European Logging Championships since they started in 2009. Andy is chairman of the UK Loggers, who send a team to represent the UK in the World Logging Championships where he has attended as team leader for numerous years. The UK Loggers also run our annual national precision chainsaw championship. Andy is also a Technical Standards Verifier for Lantra Awards and an assessor for City and Guilds certificates of competence.

Josephine Hedger – Arboriculture (centre)

Multiple World and European Tree Climbing Champion and former foot locking world record holder. As well as regularly competing globally, Josephine runs a successful arborist business with her husband, employing 10 people and also runs an Arboriculture training school. Josephine is extremely passionate about climbing and the Arboriculture industry.

Tim Bendle – Forestry & Arboriculture (right)

Tim has 34 years experience working as a professional contractor in the Forestry & Arboriculture Industry. Tim's extensive experience stretches to 25 years as a City & Guilds NPTC Assessor and Lantra Instructor in Forestry and Arboriculture. Tim is also one of the Principal Technical Standards Verifiers for City & Guilds NPTC and a long standing Lantra Technical Standards Verifier for Forestry and Arboriculture. Tim performs independent training and also is contracted to the Royal Agricultural University, Cirencester covering all chainsaw, climbing and forestry/arboriculture machinery activities. Tim has enjoyed a close working relationship with Husqvarna for the last 25 years and feels passionate about the brand and its continued support to the Forestry & Arboriculture Industry.





SHARE your stories and photos on your Facebook, Instagram and Twitter by tagging us.




HusqvarnaUK



UK_Husqvarna



HusqvarnaUK




























Husqvarna tools for forests, parks and gardens are born from a unique relationship between man, machine and nature – between our company and the people who use our equipment to shape nature every day. Dedicated people, who need the very best tools and machines to achieve the very best results.

When the going gets tough, Husqvarna tools are tougher. When work gets hard, they're lighter, more comfortable to handle and easier to use. Yet they always affect your surroundings as little as possible when it comes to noise and pollution. Our job is to make you better and make sure you get the job done – smarter, easier and more efficient and safe than ever.

Find more possibilities at www.husqvarna.com/uk

**MAKE LIFE
BETTER**

CONTENTS

BATTERY SERIES	8	
CHAINSAWS	44	
BARS & CHAINS	70	
FORESTRY AND ARBORIST TOOLS	80	
TRIMMERS & BRUSHCUTTERS	88	
COMBI MACHINES	108	
CUTTING EQUIPMENT	114	
HEDGE TRIMMERS	120	
BLOWERS	132	
POWER MACHINES	142	
LAWN MOWING CONCEPT	144	
ROBOTIC MOWERS	146	
RIDERS	178	
COMMERCIAL FRONT MOWERS	196	
GARDEN TRACTORS	210	
ZERO TURN MOWERS	224	
LAWN MOWERS	230	
TILLERS	250	
PRESSURE WASHERS	254	
HUSQVARNA FLEET SERVICES™	262	
HUSQVARNA SERVICE	266	
PERSONAL PROTECTIVE EQUIPMENT	268	
FUEL, OILS & LUBRICANTS	289	
XPLORER LEISUREWEAR	294	
HUSQVARNA MERCHANDISE	298	

NEW FOR 2022

18



LC 142i

20



215iHD45

35



LB553iV

157



AUTOMOWER® 310 MARK II

172



CEORA™

WE ARE IN TUNE WITH NATURE

At Husqvarna we take great pride in driving our business with one clear goal: to always stay in tune with nature. For us, that means that in everything we do we strive to create beneficial links between us, our users and nature. Our products are developed to create intelligent relationships between people and nature, between our users and their gardens, through the use of the most intuitive technology and cutting-edge solutions available. We are in tune with nature, to enable a smart and carefree user experience. Today and tomorrow.



A SIMPLER LIFE WITH INTELLIGENT TECHNOLOGY

Intelligent technology helps us provide solutions that simplify our customers' lives. Be it by integrating voice-commands through Alexa or Google Home, remote control app solutions, or energy-efficient brushless motors, we always look to new ways of applying our innovations to simplify and support a more efficient experience. Technology is the bridge that enables us all to be even more in tune with nature.



CONTROL YOUR ROBOTIC MOWER FROM THE PALM OF YOUR HAND

The Husqvarna Automower® Connect app allows you to take full control of your Husqvarna robotic lawn mower. The app provides two modes of connectivity depending on model: Automower® Connect for long-range connectivity using cellular communication, or Automower® Connect@Home for short-range, using Bluetooth. See the status, start or stop, configure the settings or track the mower's GPS position – all from your phone.

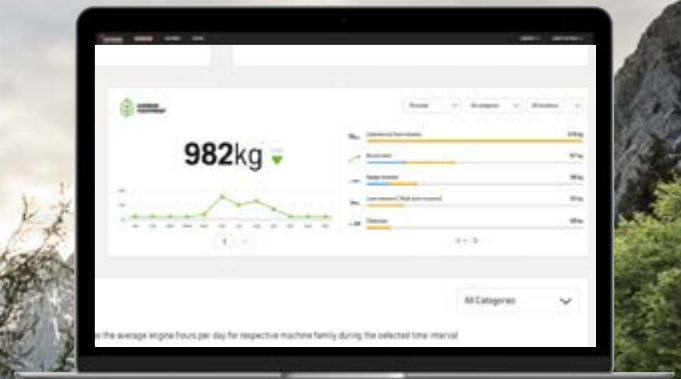


Our open API solution enables endless connectivity possibilities of personalisation and add-on features through IFTTT (If This Then That).



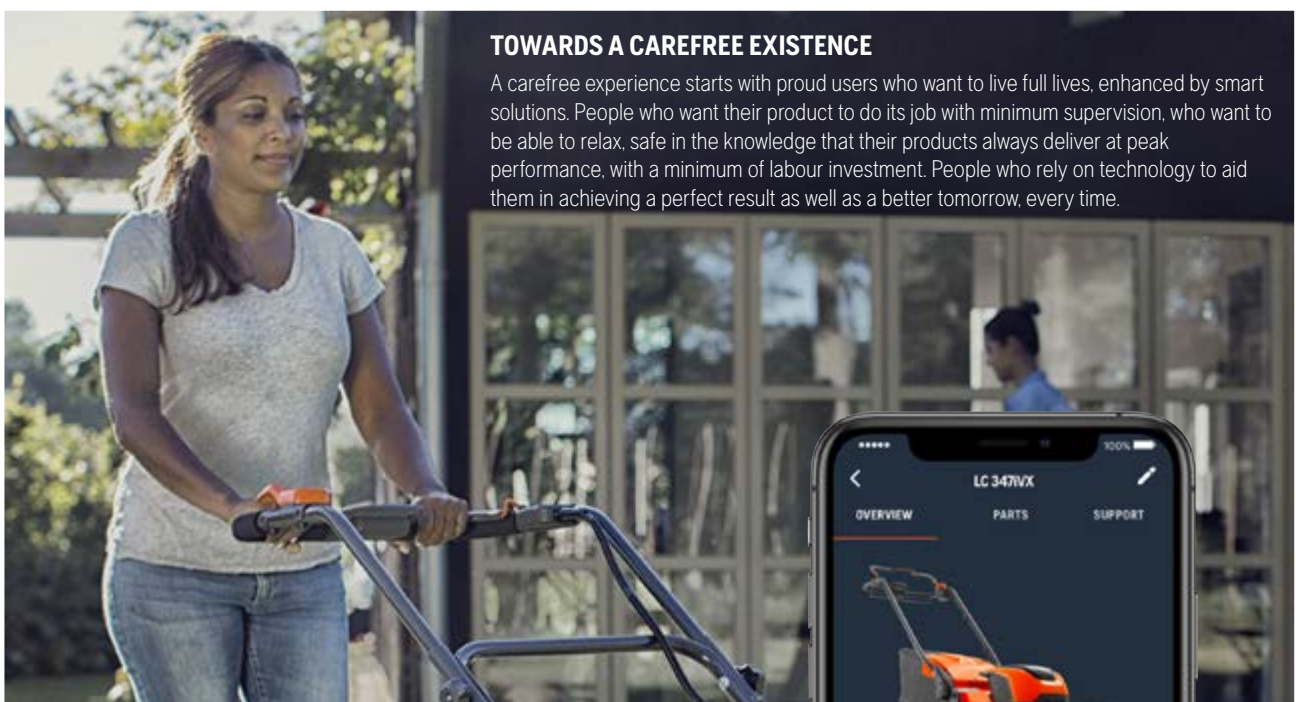
MINIMISING THE IMPACT

Being in tune with nature equals a certain amount of demands – on us as a company as well as on our conscious customers. Respect for our environment and a sustainable mindset are a given. When investing in a Husqvarna product you can always rest assured every conceivable measure has been taken to minimise its impact and its carbon footprint.



TOWARDS A CAREFREE EXISTENCE

A carefree experience starts with proud users who want to live full lives, enhanced by smart solutions. People who want their product to do its job with minimum supervision, who want to be able to relax, safe in the knowledge that their products always deliver at peak performance, with a minimum of labour investment. People who rely on technology to aid them in achieving a perfect result as well as a better tomorrow, every time.



ELEVATE YOUR EXPERIENCE WITH THE HUSQVARNA CONNECT APP

The Husqvarna Connect app is a free of charge, digital toolshed for all your equipment, making your garden work easier and more rewarding. If you own any of our products equipped with Bluetooth, you get access to additional features such as runtime statistics, charge status, maintenance notifications, local dealer details and more.



AVAILABLE ON GOOGLE PLAY
AND ON THE APP STORE



NO MATTER YOUR NEEDS, WE HAVE THE SOLUTION

The Husqvarna product range covers everything from small and easy-to-use machines for common household tasks to heavy-duty, professional equipment with outstanding power-to-weight ratio designed for intensive full time use. So, no matter your needs and requirements, Husqvarna can provide you with the best solution.



OCCASIONAL USE

100 SERIES

- BATTERY
- PETROL

The 100 series are designed for occasional use in smaller areas. The range offers durability, ease of use and minimal need for maintenance that will turn the machines into an essential part of the care of your lawns, hedges and trees. Ideally suited for use in residential gardens or for garden enthusiasts. For ultimate convenience select the 100 Series Battery range with low noise resulting in minimal disturbance, plus it's as easy as pushing a button and off you go.

Ideal for applications including:

- **Domestic use**
- **Small areas**
- **Light garden maintenance and pruning**



DEMANDING OCCASIONAL USE

200 SERIES

- BATTERY
- PETROL

The 200 series are designed for more demanding occasional use in small to medium areas. The range is ideally suited for demanding use in residential gardens or by garden enthusiasts with more challenging areas to maintain. Offering higher capacity and increased features over the 100 series the machines are able to tackle a wider range of conditions efficiently and effortlessly. The products are focused on ease of use for more occasional use.

Ideal for applications including:

- **Demanding domestic use**
- **Small to medium areas**
- **Garden maintenance**



FREQUENT USE

300 SERIES

- BATTERY
- PETROL

The 300 series are designed for frequent use in medium to large areas. The range offers good levels of performance for more demanding situations and smart features to make the task at hand easier and more enjoyable. Ideally suited to landowners, farmers and demanding domestic users who require durable machines delivering good levels of performance and operator comfort for moderate and frequent use.

Ideal for applications including:

- **Frequent domestic use**
- **Medium to large areas**
- **Landowner use**
- **Farm and estate maintenance**



PART-TIME USE

400 SERIES

- BATTERY
- PETROL

The 400 series are designed for part-time use in larger areas. The range offers higher levels of performance and durability with smart features to improve user comfort and operating efficiency. The products are ideally suited to landowner and landscaper use. They are also suited for professionals who require good performance for more moderate and less frequent use.

Ideal for applications including:

- **Landowner use**
- **Landscapers**
- **Farm and country estates**
- **Larger areas**
- **Sports facilities**
- **Part-time grounds maintenance**



FULL-TIME USE

500 SERIES

- BATTERY
- DIESEL
- PETROL
- HYBRID

The 500 series consist of a wide range of full-time use products developed especially for the demands of intensive professional use in a range of applications. The 500 series offer maximum performance and durability levels, this in combination with low emission technology and user focused ergonomics provides increased productivity and efficiency, as well as a better more sustainable work environment.

Ideal for applications including:

- **Green space maintenance**
- **Sports and recreational**
- **Landscaping**
- **Arboriculture**
- **Forestry**
- **Noise sensitive areas (Battery)**



**BATTERY
EXPERIENCE
SINCE 1973**
HUSQVARNA GROUP

DO ANY JOB WITHOUT NOISE OR EMISSIONS

The Husqvarna Battery Series offers all the power, performance and intuitive design you expect from Husqvarna. Our range of highly-efficient handheld products, driven by a powerful Li-ion battery pack, ensure that you get significantly less noise and vibrations, minimal maintenance – and no direct emissions at all. Also, you can switch batteries between machines, because Husqvarna batteries are interchangeable between all Husqvarna battery products.



WHAT YOU GET AND HOW WE DO IT



DON'T DISTURB

No petrol, no fumes, no exhausts and low noise – the silent motor provides a comfortable working environment and low disturbance for the surrounding areas.



MAXIMUM RUNTIME

Husqvarna battery handheld products feature savE™, a battery economy mode which you can choose when you want to maximise your operational time. Some models also feature 3 performance settings allowing you to match power performance to the job in hand.



PROTECTED CORE

Our batteries are all developed in-house and designed to withstand tough and frequent use. All sensitive components and cells are encapsulated and well protected against rain and dirt.



HIGH PERFORMANCE

Our brushless electric E-TORQ motors, developed in-house, deliver high, consistent torque from low revs – enough for the most demanding tasks. The E-TORQ motors are encapsulated and designed to be maintenance-free.



MADE TO FIT

Husqvarna's battery products and motors are developed directly together with the batteries. This means purpose-adapted application design that makes the machines both lighter and slimmer.





WHY CHOOSE BATTERY?

THE BENEFITS OF THE HUSQVARNA BATTERY SERIES



MAXIMUM FLEXIBILITY

Our battery system can be used on all Battery Series products making them extremely flexible. The batteries have features which prolong lifespan and allow them to be run and recharged continuously. Always ready to use.



HIGH PERFORMANCE

Powerful compact and long-life Husqvarna developed motors with low weight offer instant and equal torque no matter what the operating speed. This results in performance which exceeds petrol equivalent machines. Our E-TORQ motors also offer 90% efficiency for maximum runtime.



SAVES YOU MONEY

Costing as little as 4p to recharge a battery, the machines have a much lower cost to operate compared to petrol equivalents. The benefits are even higher when used professionally or full time.



EASY TO USE

Low weight and excellent balance make the products extremely comfortable to handle. The machines are switched ON and OFF at the push of a button via the unique keypad making them effortless to start and also protected against accidental activation.



PROFESSIONAL DURABILITY

Using our vast experience of what is required to meet the needs of professional use, all of our 500 series battery products are put through the same duration lab test procedures as our 500 Series 2-stroke petrol products.



HEALTHIER WORK

With no direct emissions our battery products are clean and pleasant to use. This is especially beneficial when working in confined spaces and allows safe use in covered and indoor areas.



LOW NOISE

Products are up to 18db(A) lower noise than petrol equivalents. A reduction of 3db(A) is seen as half the noise level. This makes for a comfortable work environment and low disturbance for others, enabling the possibility to work in noise sensitive areas.



ALL WEATHER USE

Our 500 Series products are IPX4 rated and can be used in the most demanding weather conditions. The sealed motors, electronics and batteries protect against ingress of dirt and moisture allowing you to keep working.



COMFORTABLE USE

With less moving parts our products offer lower levels of vibration when compared to equivalent petrol machines. This allows the machines to be used for longer periods maximising work output whilst increasing comfort.



FLEET SERVICES

Husqvarna Fleet Services is fully compatible with the Husqvarna Battery Series. Fleet Services allows landscapers and contractors to take full control of their operations. Giving insights in to their daily business allowing a more profitable & efficient operation.



Husqvarna's professional range of battery products have brought a new and refreshing aspect to a 34 year career in tree care for me. Apart from the physical and environmental benefits, Husqvarna's battery powered products have given me a faster, more efficient and far more enjoyable way of working."

Tim Bendle, H-TEAM Ambassador

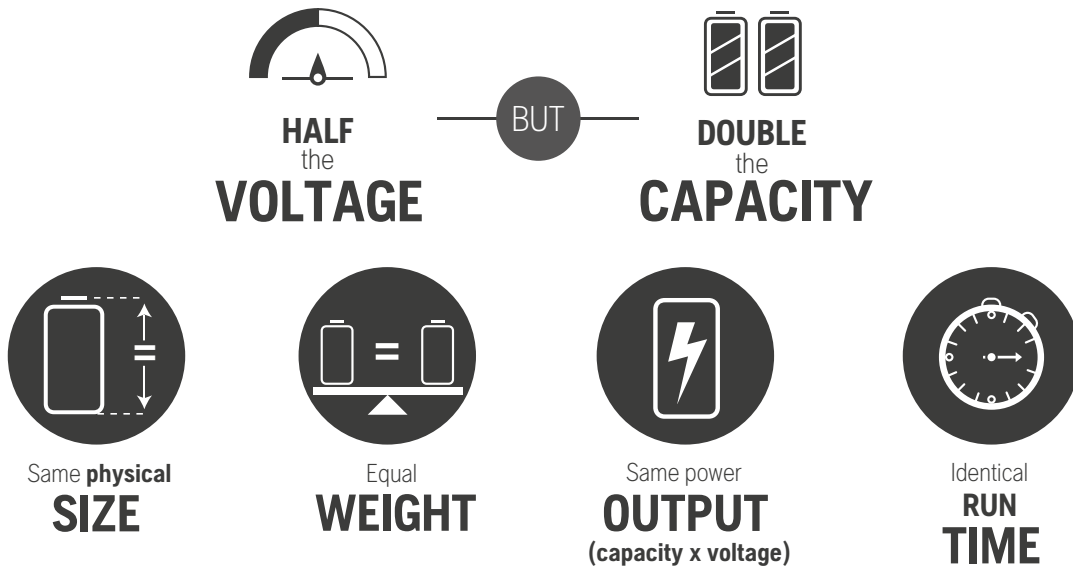




MAXIMUM FLEXIBILITY AND OPTIMUM PERFORMANCE

WHY WE USE 36V LI-ION

If we compare a 36V Li-ion (5.2Ah) battery versus a 72V Li-ion (2.6Ah) battery:



TO IMPROVE BATTERY PERFORMANCE IT REQUIRES:



Number of cells a battery can be increased by	10 (BLi100)	20 (BLi200)	30 (BLi300)	40
36V BATTERY	✓	✓	✓	✓
72V BATTERY	✗	✓	✗	✓

OFFERS MAXIMUM FLEXIBILITY

FOR USE WITH HANDHELD MACHINES

- ✓ RANGE OF APPLICATIONS
- ✓ COMPACT SIZE
- ✓ HIGH PERFORMANCE
- ✓ LOW WEIGHT

Battery capacity used for illustrative purpose only












PRODUCT USE GUIDE



WORKING TIME ON ONE CHARGE




The working time available with a fully charged battery depends on three variables: the capacity of the battery, which machine the battery is used with and the type of work you are doing. The chart shows an estimate of the operating time you can expect from your Husqvarna battery equipment in different work situations.





APPLICATION	PRODUCT NAME	BATTERY							
		BLi950X	BLi300	BLi200X	BLi200	BLi100	BLi30	40-B140	40-B70
CHAINSAWS									
Pruning 	540i XP®	7 h 30 min	2 h 15 min	1 h 15 min	1 h 15 min	40 min	1 h 45 min	1 h	30 min
	535i XP®	7 h 30 min	2 h 15 min	1 h 15 min	1 h 15 min	40 min	1 h 50 min	1 h	30 min
	340i	—	2 h 15 min	1 h 15 min	1 h 15 min	40 min	1 h 50 min	1 h	30 min
	120i	3 h	—	—	45 min	—	1 h 50 min	35 min	—
Pruning (Arborists only) 	T540i XP®	17 h 30 min	5 h 30 min	3 h	3 h	1 h 30 min	4 h	2 h	1 h
	T535i XP®	17 h 30 min	5 h 30 min	3 h	3 h	1 h 30 min	4 h	2 h	1 h
Carpentry 	540i XP®	18 h 45 min	5 h 40 min	3 h	3 h	1 h 30 min	4 h 30 min	2 h 30 min	1 h 15 min
	535i XP®	18 h 45 min	5 h 40 min	3 h	3 h	1 h 30 min	4 h 30 min	2 h 30 min	1 h 15 min
	340i	20 h 30 min	5 h 30 min	3 h	3 h	1 h 30 min	4 h	2 h 30 min	1 h 15 min
Log cutting 	540i XP®	3 h 30 min	1 h	30 min	30 min	15 min	40 min	30 min	15 min
	535i XP®	3 h 30 min	1 h	30 min	30 min	15 min	40 min	30 min	15 min
	340i	4 h	1 h	35 min	35 min	15 min	45 min	30 min	15 min
POLE SAWS									
Pruning 	530iPT5	11 h 30 min	3 h 30 min	2 h	2 h	50 min	2 h 50 min	1 h 30 min	40 min
	530iP4								
	120iTK4-P								
BRUSHCUTTERS									
Clearing 	535iFR - Saw blade	3 h 20 min	1 h	30 min	30 min	—	45 min	20 min	—
Tough grass cutting 	535iRXT - Blade	2 h 25 min	45 min	25 min	25 min	—	35 min	15 min	—
	535iRX - Blade								
	535iFR - Blade								
Tough grass cutting 	535iRXT - Line	1 h 50 min	30 min	15 min	15 min	—	20 min	10 min	—
	535iRX - Line								
	535iFR - Line								
TRIMMERS									
Tough grass cutting 	520iRX	4 h 15 min	1 h 15 min	40 min	40 min	20 min	1 h	30 min	15 min
	520iLX								
	325iLK - Combi								
	315iC								
Light grass trimming 	520iRX	8 h 15 min	2 h 15 min	1 h 20 min	1 h 20 min	40 min	1 h 50 min	1 h	30 min
	520iLX								
	325iLK - Combi								
	315iC								
	215iL								
	110iL								
HEDGE TRIMMERS									
Tough cutting 	520iHT4	6 h	1 h 45 min	1 h	1 h	30 min	1 h 20 min	50 min	25 min
	520iHE3								
	520iHD70								
	520iHD60								
Light trimming 	520iHT4	12 h 30 min	3 h 45 min	2 h	2 h	1 h	3 h	1 h 30 min	50 min
	520iHE3								
	520iHD70								
	520iHD60								
	120iTK4-H								
215iHD45	TBC	TBC	TBC	TBC	TBC	5 h	2 h 40 min	1 h 20 min	
		TBC	TBC	TBC	TBC	TBC	TBC	TBC	TBC



APPLICATION	PRODUCT NAME	BATTERY							
		BLI950X	BLI300	BLI200X	BLI200	BLI100	BLI30	40-B140	40-B70
BLOWERS									
Tough blowing 	550iBTX	1 h	—	—	—	—	—	—	—
	340iBT	—	35 min	20 min	20 min	—	35 min	15 min	—
	530iBX*	1 h 45 min	35 min	15 min	15 min	10 min	30 min	15 min	5 min
	525iB II		35 min	15 min	15 min	10 min	30 min	15 min	5 min
	320iB	1 h 45 min	35 min	15 min	15 min	10 min	30 min	15 min	5 min
120iB	2 h 40 min	45 min	25 min	25 min	15 min	40 min	20 min	10 min	
Light blowing 	550iBTX	1 h 45 min	—	—	—	—	—	—	—
	340iBT***	—	55 min	30 min	30 min	20 min	45 min	20 min	15 min
	530iBX*	3 h 30 min	1 h	35 min	35 min	15 min	50 min	30 min	15 min
	525iB		1 h	35 min	35 min	15 min	50 min	30 min	15 min
	325iB	TBC	TBC	TBC	TBC	TBC	TBC	TBC	TBC
	120iB	4 h 40 min	1 h 20 min	40 min	40 min	20 min	1 h 5 min	30 min	15 min

POWER CUTTER									
Cutting - 40mm concrete paving slabs 	K 535i	—	40 pcs	20 pcs	20 pcs	—	—	—	—
Cutting - Roof tiles 	K 535i		165 pcs	85 pcs	85 pcs				
Cutting - 7mm floor tiles 	K 535i		240 pcs	140 pcs	140 pcs				

LAWN MOWERS									
Mowing 	LC 551iV***	1 h 40 min	30 min	15 min	15 min	—	—	—	—
	LB 553iV***	1 h 50 min	35 min	20 min	20 min				
	LB 548i***	1 h 55 min	35 min	25 min	25 min				
	LB 448i	—	45 min	25 min	25 min				
	LB 442i		55 min	35 min	35 min				
	LC 353iVX	—	35 min	20 min	20 min				
	LC 347iVX		40 min	20 min	20 min				
	LC 247i		45 min	25 min	25 min				
	LB 146i		1 h	30 min	30 min				
	LC 142iS		1 h 10 min	40 min	40 min				
	LC 142i		1 h 15 min	45 min	45 min				
	LC 137i		2 h 15 min	1 h 15 min	1 h 15 min				
	40 min		1 h 55 min	1 h	30 min				

SCARIFIER									
Dethatching / Scarifying 	S138i	—	1 h	30 min	30 min	—	45 min	25 min	—

The runtimes are up-to times and correspond to work time using saveE™: actual work, basic maintenance and movement /climbing needed for generic operations.
 Given guidelines are indicative only and may not always be repeatable from one setting to another.
 *Requires backpack battery / battery belt FLEXL. **Requires bracket and adapter for use with backpack batteries *** Run time refers to the use of 2 BLI batteries
 Recommended battery — Battery does not fit machine shown

CHARGING TIME FOR DIFFERENT BATTERIES AND CHARGERS



BATTERY	CHARGING CYCLES UP TO	QC500		QC330		QC250		40-C80 / QC80F	
		CHARGING LEVEL		CHARGING LEVEL		CHARGING LEVEL		CHARGING LEVEL	
		80%	100%	80%	100%	80%	100%	80%	100%
 BLI950X	1.500	1 h 40 min	2 h 20 min	3 h	4 h 5 min	—	—	—	—
 BLI300	1.500	35 min	1 h	55 min	1 h 20 min	1 h 5 min	1 h 30 min	4 h	4 h 20 min
 BLI200X / BLI200	1.500	30 min	50 min	30 min	50 min	35 min	55 min	2 h 25 min	2 h 40 min
 BLI100	1.500	30 min	50 min	30 min	50 min	30 min	50 min	1 h 5 min	1 h 25 min
 BLI30	600	30 min	50 min	45 min	1 h 5 min	1 h	1 h 20 min	3 h 15 min	3 h 35 min
 40-B140	600	25 min	40 min	25 min	40 min	30 min	45 min	1 h 50 min	2 h 10 min
 40-B70	600	25 min	40 min	25 min	40 min	25 min	40 min	50 min	1 h 10 min

— Battery does not fit charger shown. Recommended solution.



OCCASIONAL USE



The 100 Series is designed to be light and easy to use with features that makes even the most demanding tasks in the garden easy to overcome. The batteries are interchangeable between all machines giving maximum flexibility.

Ideal for applications including:

- Domestic use
- Light garden maintenance and pruning

110iL

NEW



Light, convenient and easy to use high efficiency battery trimmer for homeowner use. Ideal for trimming lawn edges.

- Intuitive keypad
- Automatic line feed
- Edging mode
- Adjustable front handle
- Automatic shut down
- Kit includes 40-B70 and 40-C80

Voltage	Motor type	Vibration levels F/R	Weight
36V Li-ion	Brushed motor	1.36 / 1.05m/s ²	3.2kg (excl. battery)
Model	Order PNC	RRP ex VAT	RRP inc VAT
110iL Unit Only	970 53 12-01		
110iL Kit	970 53 12-02		

120i - KIT



Light, extremely easy to use battery powered saw ideal for garden maintenance, features tool-less chain tensioner.

- Brushless motor
- Keypad with savE™
- 12m/s chain speed
- Low noise
- 30cm / 12" bar
- Kit includes BLi20 and 40-C80

Voltage	Motor type	Vibration levels F/R	Weight
36V Li-ion	BLDC Brushless	3.5 / 3.8m/s ²	2.9kg (excl. battery)
Model	Order PNC	RRP ex VAT	RRP inc VAT
120i - Kit	967 09 82-02		
120i Unit only	967 09 82-01		

120iB - KIT



Lightweight easy to use battery blower designed for occasional use. Ideal for noise sensitive areas and use in covered spaces.

- 10.3m³/min, 46m/s
- In-line air outlet
- Brushless motor
- 3 performance modes
- Kit includes 40-B140 and 40-C80

Voltage	Motor type	Vibration levels	Weight
36V Li-ion	BLDC Brushless	1.0m/s ²	2kg (excl. battery)
Model	Order PNC	RRP ex VAT	RRP inc VAT
120iB - Kit	967 97 61-02		
120iB Unit only	967 97 61-01		



BATTERIES



Powerful 36V Li-ion batteries designed for demanding domestic use. High capacity for longer run times.

- Ideal for 100 - 300 series
- 3 LED charge indicator
- Battery management system
- Up to 600 charges
- Active cooling
- Continuous use (charge / re-charge)

Model	Order PNC	RRP ex VAT	RRP inc VAT
40-B70 2.0Ah	970 45 71-01		
40-B140 4.0Ah	970 45 72-01		
BLi30 7.5Ah	967 93 77-01		

CHARGERS



Efficient charges for domestic batteries. QC250 offers fast charging with active cooling to prolong life of battery.

Model	Order PNC	RRP ex VAT	RRP inc VAT
C80 - 80W	970 48 78-02		
QC250 - 250W	967 97 01-02		
QC330 - 330W	970 52 22-02		

For the full range of battery accessories please see pages 36 – 39



Locate your nearest dealer

Visit: www.husqvarna.com/uk/dealer-locator



OCCASIONAL USE



The 100 Series combi pole system is perfect for trimming and pruning high trees and hedges where long reach is required. The telescopic pole allows you to adjust the length whilst the split shaft makes transport and storage easy.

The hedge trimmer and pole saw attachments are interchangeable meaning you only need one machine for two tasks.

Ideal for applications including:

- Domestic use
- Garden maintenance and pruning
- Tall trees and hedges
- Tree thinning

120iTK4-H



Telescopic pole hedge trimmer, equipped with a telescopic tube with up to 4m reach and split shaft for easy transportation. Adjustable 7 angled cutting head for convenient cutting positions. Part of the 120iTK4 Combi Series.

- 2,800 cuts/min
- Split shaft - transport mode
- 7 angled cutting head
- Keypad with savE™
- 50cm blade length
- Kit includes 40-B70 and 40-C80

Voltage	Motor type	Vibration levels F/R	Weight
36V Li-ion	2 Brush motor	1.2 / 0.82m/s ²	4.5kg (excl. battery)
Model	Order PNC	RRP ex VAT	RRP inc VAT
120iTK4-H Unit only	970 51 59-02		
120iTK4-H Kit	970 51 59-05		

120iTK4-P



A lightweight battery-powered pole saw with good cutting capacity, low noise and no direct emissions. The telescopic tube provides reach of up to 4 metres. Part of the 120iTK4 Combi Series.

- 10m/s chain speed
- Split shaft - transport mode
- Tool-less tensioner
- Keypad with savE™
- 275cm length

Voltage	Motor type	Vibration levels F/R	Weight
36V Li-ion	2 Brush motor	2.3 / 2.2m/s ²	3.5kg (excl. battery)
Model	Order PNC	RRP ex VAT	RRP inc VAT
120iTK4-P Unit Only	970 51 59-01		
120iTK4-P Kit	970 51 59-04		



120iTK4-PH



120iTK4 is a Telescopic pole product, which means that you can combine the "body" of the machine with either a pole saw or a hedge attachment. This makes it a versatile and convenient tool for several operations.

- Includes pole saw & hedge trimmer
- Keypad with savE™
- Split shaft - transport mode
- Tool-less tensioner on PK4
- 7 angled cutting head on HK4
- Kit includes 40-B70 and 40-C80

Voltage	Motor type	Vibration levels F/R	Weight
36V Li-ion	2 Brush motor	0.793 / 0.773m/s ²	61kg (excl. battery)
Model	Order PNC	RRP ex VAT	RRP inc VAT
120iTK4-PH Unit	970 51 59-03		
120iTK4-PH Kit	970 51 59-06		

HK4 Hedge Trimmer Attachment



Hedge trimmer attachment to fit 120iTK4.

Fits to	Order PNC	RRP ex VAT	RRP inc VAT
120iTK4	529 35 19-02		

PK4 Pole Saw Attachment



Pole saw attachment to fit 120iTK4.

Fits to	Order PNC	RRP ex VAT	RRP inc VAT
120iTK4	529 35 19-01		

BATTERIES



Powerful 36V Li-ion batteries designed for demanding domestic use. High capacity for longer run times.

- Ideal for 100 - 300 series
- Up to 600 charges
- 3 LED charge indicator
- Active cooling
- Battery management system
- Continuous use (charge / re-charge)

Model	Order PNC	RRP ex VAT	RRP inc VAT
40-B70 2.0Ah	970 45 71-01		
40-B140 4.0Ah	970 45 72-01		
BLi30 7.5Ah	967 93 77-01		

CHARGERS



Efficient charges for domestic batteries. QC250 offers fast charging with active cooling to prolong life of battery.

Model	Order PNC	RRP ex VAT	RRP inc VAT
C80 - 80W	970 48 78-02		
QC250 - 250W	967 97 01-02		
QC330 - 330W	970 52 22-02		

For the full range of battery accessories please see pages 36 – 39

MULTI FUNCTION ATTACHMENTS

Change between pole saw and hedge trimmer with ease



Locate your nearest dealer
Visit: www.husqvarna.com/uk/dealer-locator



OCCASIONAL USE



The 100 Series is designed to be light and easy to use with features that makes even the most demanding tasks in the garden easy to overcome. The batteries are interchangeable between all machines giving maximum flexibility.

Ideal for applications including:

- Domestic use
- Light garden maintenance and pruning

LC 137i

UPDATED



Compact battery-powered lawn mower for domestic use. Low noise and very easy to use. Shared battery system with handheld products for maximum flexibility.

- Collect / BioClip® / rear eject
- PowerBoost and savE™
- 40 litre canvas collector
- Plastic deck
- Adjustable, folding handles
- Kit includes B140 and C80

Voltage	Cutting Width	Cutting Height	Drive
36V Li-ion	37cm	25 - 75mm	Push
Model	Order PNC	RRP ex VAT	RRP inc VAT
LC 137i Unit Only	970 50 09-01		
LC 137i Kit	970 50 09-04		

LC 142i

NEW



Battery-powered lawn mower for domestic use. Low noise and very easy to use. Shared battery system with handheld products for maximum flexibility.

- Collect / BioClip® / rear eject
- Keypad with savE™
- 50 litre canvas collector
- PowerBoost
- Adjustable, folding handles
- Kit includes B140 and C80

Voltage	Cutting Width	Cutting Height	Drive
36V Li-ion	42cm	25 - 75mm	Push
Model	Order PNC	RRP ex VAT	RRP inc VAT
LC 142i Unit Only	970 54 18-01		
LC 142i Kit	970 54 18-04		



LC 142iS **NEW** **Li-ion 36V**



Battery-powered variable speed self-propelled lawn mower for domestic use. Highly efficient low noise brushless motors for maximum run time.

- Collect / BioClip® / rear eject
- Keypad with savE™
- 50 litre canvas collector
- PowerBoost
- Adjustable, folding handles
- Kit 1 incl. B140 & C80, Kit 2 incl. 2 x B140 & C80

Voltage	Cutting Width	Cutting Height	Drive
36V Li-ion	42cm	25 - 75mm	Variable Speed
Model	Order PNC	RRP ex VAT	RRP inc VAT
LC 142iS Unit Only	970 54 19-01		
LC 142iS Kit 1	970 54 19-02		
LC 142iS Kit 2	970 54 19-03		

LB 146i **Li-ion 36V**



Battery-powered mulch lawn mower for domestic use. Very easy to use with dual BLi integrated battery slots and automatic switch over.

- BioClip® (mulch)
- PowerBoost
- Folding handles
- Composite deck
- Keypad with savE™

Voltage	Cutting Width	Cutting Height	Drive
36V Li-ion	46cm	35 - 70mm	Push
Model	Order PNC	RRP ex VAT	RRP inc VAT
LB 146i Unit Only	967 86 21-03		
Unit + 40-B140 (recommended)			

S 138i **Li-ion 36V**



Lightweight battery-powered 2 in 1 dethatcher for efficiently removing matted thatch and moss from the lawn. Dual BLi integrated battery slots with automatic switch over.

- Keypad with savE™
- Folding handles
- Composite deck
- Tool-less blade change

Voltage	Raking Width	Raking Height	Drive
36V Li-ion	38cm	-10mm - +5mm	Push
Model	Order PNC	RRP ex VAT	RRP inc VAT
S 138i Unit only	967 92 22-01		
Unit + 40-B140 (recommended)			

BATTERIES



Powerful 36V Li-ion batteries designed for demanding domestic use. High capacity for longer run times.

- Ideal for 100 - 300 series
- Up to 600 charges
- 3 LED charge indicator
- Active cooling
- Battery management system
- Continuous use (charge / re-charge)

Model	Order PNC	RRP ex VAT	RRP inc VAT
40-B70 2.0Ah	970 45 71-01		
40-B140 4.0Ah	970 45 72-01		
BLi30 7.5Ah	967 93 77-01		

CHARGERS



Efficient charges for domestic batteries. QC250 offers fast charging with active cooling to prolong life of battery.

Model	Order PNC	RRP ex VAT	RRP inc VAT
C80 - 80W	970 48 78-02		
QC250 - 250W	967 97 01-02		
QC330 - 330W	970 52 22-02		

For the full range of battery accessories please see pages 36 – 39

Locate your nearest dealer
Visit: www.husqvarna.com/uk/dealer-locator

DID YOU KNOW?

When registered, Husqvarna products are supplied with a 2 year warranty. 2 Year warranty applies to domestic use only.



Machines must be registered by an Authorised Husqvarna dealer. Find out more on page 267



PART-TIME USE



Machines designed for demanding domestic and landowner use. Choose the 315iC for lighter applications and for use in noise sensitive areas, ideal for demanding domestic use. For more heavy duty medium density applications or when used for longer periods select the 135R which is supplied with ergonomic harness and grass blade. Products are supplied with a highly efficient line head.

Ideal for applications including:

- **Property maintenance**
- **Overgrown areas**
- **Mowing larger areas (135R)**
- **Noise sensitive areas (battery)**

215iL

NEW

Li-ion 36V



Powerful battery trimmer, ideal for quick and easy trimming of lawn edges and tall grass in larger gardens.

- Intuitive keypad with savE™
- Adjustable handle
- Kit 1 includes B70 and C80
- Telescopic shaft
- Automatic shut down
- Kit 2 includes B140 and C80

Voltage	Motor type	Vibration levels F/R	Weight
36V Li-ion	Brushless motor	TBC	31kg (excl. battery)
Model	Order PNC	RRP ex VAT	RRP inc VAT
215iL Unit Only	970 53 60-01		
215iL Kit 1	970 53 60-02		
215iL Kit 2	970 53 60-03		

215iHD45

NEW

Li-ion 36V



Low weight high efficiency domestic battery hedge trimmer designed for maximum ease of use.

- High efficiency motor
- 3000 cuts/min blade speed
- Kit 1 includes B70 and C80
- Digital interface with savE™
- 45cm / 18" blade length
- Kit 2 includes 215iL, B140 & C80

Voltage	Motor type	Vibration levels F/R	Weight
36V Li-ion	Brushless motor	2.1 / 1.7m/s ²	3.2kg (excl. battery)
Model	Order PNC	RRP ex VAT	RRP inc VAT
215iHD45 Unit Only	970 53 65-01		
215iHD45 Kit 1	970 53 65-02		
215iHD45 Kit 2	970 53 61-01		



BATTERIES



Powerful 36V Li-ion batteries designed for demanding domestic use. High capacity for longer run times.

- Ideal for 100 - 300 series
- 3 LED charge indicator
- Battery management system
- Up to 600 charges
- Active cooling
- Continuous use (charge / re-charge)

Model	Order PNC	RRP ex VAT	RRP inc VAT
40-B70 2.0Ah	970 45 71-01		
40-B140 4.0Ah	970 45 72-01		
BLi30 7.5Ah	967 93 77-01		

CHARGERS



Efficient charges for domestic batteries. QC250 offers fast charging with active cooling to prolong life of battery.

Model	Order PNC	RRP ex VAT	RRP inc VAT
C80 - 80W	970 48 78-02		
QC250 - 250W	967 97 01-02		
QC330 - 330W	970 52 22-02		

For the full range of battery accessories please see pages 36 – 39



PART-TIME USE



Products designed for more demanding domestic use, such as large gardens and estate maintenance. High performance motors deliver enough power to get the job done, whilst features such as intuitive keypad and cruise control make operation easy and enjoyable.

Ideal for applications including:

- Demanding domestic use
- Medium to large areas

340i



Lightweight and efficient all-round battery saw ideal for cutting smaller diameter timber, firewood and farm and estate maintenance.

- LED keypad with savE™
- Low noise
- 40cm³ petrol performance
- Maximum performance with BLi30
- Slim body
- Tool-less tensioner

Voltage	Motor type	Vibration levels F/R	Weight
36V Li-ion	BLDC Brushless	3.2 / 3.2m/s ²	2.8kg (excl. battery)
Model	Order PNC	RRP ex VAT	RRP inc VAT

Unit only - 35cm / 14" 967 86 42-14
 Unit + BLi30 & QC250 (recommended)

315iC



Powerful curved shaft loop handle battery trimmer for demanding domestic use.

- 36V Li-ion
- Keypad with savE™
- Brushed motor
- T25B Tap'n'Go head

Voltage	Motor type	Vibration levels F/R	Weight
36V Li-ion	Brushed motor	1.9 / 1.6m/s ²	31kg (excl. battery)
Model	Order PNC	RRP ex VAT	RRP inc VAT

315iC Unit only 967 91 59-13
 Unit + 40-C80 + 40-B140 (recommended)

325iLK



High performance battery combi machine designed for part-time use. Includes TA850 trimmer attachment.

- Brushless motor
- Multi-use
- Power unit only
- 3 performance modes
- 13 attachments available
- 25cm² petrol performance

Voltage	Motor type	Vibration levels F/R	Weight
36V Li-ion	BLDC Brushless	2.6 / 1.0m/s ²	3.8kg (excl. battery)
Model	Order PNC	RRP ex VAT	RRP inc VAT

325iLK 967 85 01-01
 J-Handle Kit 537 04 850-01



325iB NEW Li-ion 36V



Lightweight easy to use battery blower designed for part-time use. Ideal for noise sensitive areas and use in covered spaces.

- 36V Li-ion
- Brushless motor
- Cruise control & Boost
- Auto Off function
- Digital user interface

Voltage	Motor type	Vibration levels	Weight
36V Li-ion	BLDC Brushless	TBC	2.4kg (excl. battery)
Model	Order PNC	RRP ex VAT	RRP inc VAT
325iB Unit only	967 99 10-01		

340iBT Li-ion 36V



Lightweight easy to use backpack battery blower designed for part-time use. Ideal for noise sensitive areas and use in covered spaces.

- 13.7m³/min, 52m/s
- Brushless motor
- 2 battery slots
- In-line air outlet
- Intuitive LED keypad

Voltage	Motor type	Vibration levels	Weight
36V Li-ion	BLDC Brushless	0.1m/s ²	6.3kg (excl. battery)
Model	Order PNC	RRP ex VAT	RRP inc VAT
340iBT Unit only	967 79 62-02		
Unit + BLi30 & QC250 (recommended)			

BATTERIES



Powerful 36V Li-ion batteries designed for demanding domestic use. High capacity for longer run times.

- Ideal for 100 - 300 series
- 3 LED charge indicator
- Battery management system
- Up to 600 charges
- Active cooling
- Continuous use (charge / re-charge)

Model	Order PNC	RRP ex VAT	RRP inc VAT
40-B70 2.0Ah	970 45 71-01		
40-B140 4.0Ah	970 45 72-01		
BLi30 7.5Ah	967 93 77-01		

CHARGERS



Efficient charges for domestic batteries. QC250 offers fast charging with active cooling to prolong life of battery.

Model	Order PNC	RRP ex VAT	RRP inc VAT
C80 - 80W	970 48 78-02		
QC250 - 250W	967 97 01-02		
QC330 - 330W	970 52 22-02		

For the full range of battery accessories please see pages 36 – 39

Locate your nearest dealer
Visit: www.husqvarna.com/uk/dealer-locator

HUSQVARNA RECOMMEND
Husqvarna protective glasses. Page 288





PART-TIME USE



Products designed for more demanding domestic use on medium and larger areas. The battery lawn mowers feature lightweight and durable composite decks with optimised design for easy manoeuvrability and excellent collection performance. A choice of push, or variable speed self drive and both models feature adjustable height handles to suit the needs of any user.

Ideal for applications including:

- **Demanding domestic use**
- **Medium to large areas**

LC 353iVX



High capacity battery-powered lawn mower with digital speed control and brushless motors. Dual BLi integrated battery slots with automatic switch over.

- Collect / BioClip® / rear eject
- Keypad with SavE™
- 60 litre collector
- Composite deck
- Adjustable, folding handles
- Husqvarna Connect

LC 247i

NEW



Battery-powered push lawn mower for medium sized lawns. Dual BLi integrated battery slots with automatic switch over and brushless motor.

- Collect / BioClip® / rear eject
- Keypad with savE™
- 55 litre canvas collector
- Composite deck
- Adjustable, folding handles

Voltage	Cutting Width	Cutting Height	Drive
36V Li-ion	47cm	20 - 75mm	Push
Model	Order PNC	RRP ex VAT	RRP inc VAT
LC 247i Unit only	970 54 20-01		



Li-ion 36V



Intuitive keypad with SavE™ and status indicators. Control the ground speed of the mower at the push of a button to suit your walking speed.



Dual BLi integrated battery slots with automatic switch over for maximum convenience and run time.

Voltage	Cutting Width	Cutting Height	Drive
36V Li-ion	53cm	20 - 75mm	Variable speed
Model	Order PNC	RRP Ex VAT	RRP Inc VAT

LC 353iVX Unit only 967 86 20-01
Unit + BLi30 and QC250 (recommended)

BATTERIES



Powerful 36V Li-ion batteries designed for demanding domestic use. High capacity for longer run times.

- Ideal for 100 - 300 series
- Up to 600 charges
- 3 LED charge indicator
- Active cooling
- Battery management system
- Continuous use (charge / re-charge)

Model	Order PNC	RRP ex VAT	RRP inc VAT
40-B70 2.0Ah	970 45 71-01		
40-B140 4.0Ah	970 45 72-01		
BLi30 7.5Ah	967 93 77-01		

LC 347iVX

Li-ion 36V



Battery-powered lawn mower with digital speed control and brushless motors. Dual BLi integrated battery slots with automatic switch over and Husqvarna Connect.

- Collect / BioClip® / rear eject
- Composite deck
- Keypad with savE™
- Adjustable, folding handles
- 55 litre canvas collector

Voltage	Cutting Width	Cutting Height	Drive
36V Li-ion	47cm	20 - 75mm	Variable speed
Model	Order PNC	RRP ex VAT	RRP inc VAT

LC 347iVX Unit Only 967 86 23-01

CHARGERS



Efficient charges for domestic batteries. QC250 offers fast charging with active cooling to prolong life of battery.

Model	Order PNC	RRP ex VAT	RRP inc VAT
C80 - 80W	970 48 78-02		
QC250 - 250W	967 97 01-02		
QC330 - 330W	970 52 22-02		

For the full range of battery accessories please see pages 36 – 39



Locate your nearest dealer

Visit: www.husqvarna.com/uk/dealer-locator

HAVE YOU CONSIDERED?

The Husqvarna Automower® range.
Page 146





FULL-TIME USE



High performance battery chainsaws, pole saws and power cutters designed for professional use. The products feature compact high torque motors giving constant levels of torque no matter what the cutting speed. All models offer petrol performance with lower noise, running costs and no direct emissions.

Ideal for applications including:

- **Arboriculture**
- **Forestry**
- **Landscape maintenance**
- **Parks and public spaces**
- **Noise sensitive areas**
- **Building and light construction (535 / 540i XP® / K 535i)**
- **Hard landscaping (K 535i)**

T540i XP®



High performance battery powered arborist chainsaw offering high chainspeed. Low noise level and weatherproof (IPX4) make it ideal in noise sensitive areas.

- X-CUT™ SP21G Chain
- Low noise
- Secondary eyelet
- LED keypad with savE™
- 40cm³ petrol performance
- Weatherproof (IPX4)

535i XP®



Professional battery powered chainsaw offering petrol performance with maximum ease of use. Low noise, ideal for use in noise sensitive areas.

- X-CUT™ SP21G chain
- Low noise
- Captive bar nut
- Keypad with savE™
- 20m/s chain speed
- Weatherproof (IPX4)

Voltage	Motor type	Vibration levels F/R	Weight
36V Li-ion	BLDC Brushless	2.5 / 2.8m/s ²	2.6kg (excl. battery)
Model	Order PNC	RRP ex VAT	RRP inc VAT

Unit only - 35cm / 14" 967 89 38-14
Unit + BLi200 & QC330 (recommended)

540i XP®



High performance professional battery powered chainsaw with high chain speed and maximum ease of use. Low noise, ideal for use in noise sensitive areas.

- X-CUT™ SP21G chain
- Low noise
- 40cm³ petrol performance
- LED keypad with savE™
- Slim body
- Weatherproof (IPX4)

Voltage	Motor type	Vibration levels F/R	Weight
36V Li-ion	BLDC Brushless	3.6 / 3.7m/s ²	2.9kg (excl. battery)
Model	Order PNC	RRP ex VAT	RRP inc VAT

Unit only - 35cm / 14" 967 86 40-14
Unit only - 40cm / 16" 967 86 40-16



Li-ion 36V



Secondary eyelet allows quick connection to a tool carrier on the climbing harness improving climbing efficiency.



Intuitive keypad with easily accessible ON / OFF button which makes stopping and starting between cuts safe and effortless.

Voltage	Motor Type	Vibration Levels F/R	Weight
36V Li-ion	BLDC Brushless	21 / 3.4m/s ²	25kg (excl. battery)
Model	Order PNC	RRP Ex VAT	RRP Inc VAT
Unit only 30cm / 12"	967 86 37-12		
Unit only - 35cm / 14"	967 86 37-14		
Unit 12" + BLi200X and QC330 (recommended)			

T535i XP®

Li-ion 36V



Battery powered arborist chainsaw offering petrol equivalent chainspeed. Low noise level and weatherproof (IPX4) make it ideal in noise sensitive areas.

- X-CUT™ SP21G chain
- Low noise
- 20m/s chain speed
- Keypad with savE™
- Secondary eyelet
- Weatherproof (IPX4)

Voltage	Motor type	Vibration levels F/R	Weight
36V Li-ion	BLDC Brushless	2.0 / 2.4m/s ²	2.4kg (excl. battery)
Model	Order PNC	RRP ex VAT	RRP inc VAT
Unit Only - 30cm / 12"	967 89 39-12		
Unit + BLi200 & QC330 (recommended)			

K 535i

Li-ion 36V



Battery power cutter designed for landscapers, pavers and roofers. Centred blade provides improved control compared to conventional power cutters. Weatherproof (IPX4)

- 230mm / 9" blade diameter
- Electric retarder
- Integrated dust suppression
- Cutting depth 76mm / 3"
- Keypad with savE™
- Centred blade

Voltage	Motor type	Vibration levels F/R	Weight
36V Li-ion	BLDC Brushless	21 / 2.5m/s ²	3.5kg (excl. battery)
Model	Order PNC	RRP ex VAT	RRP inc VAT
Unit only - 23cm / 9" dia.	967 79 59-01		
Tacti S35 230mm	579 82 04-80		

BATTERIES



Powerful 36V Li-ion batteries designed for professional use. Maximum capacity for longer run times. Choose BLi backpack batteries for maximum run time.

- Ideal for 500 series
- All weather use
- 4 LED charge indicator
- Battery management system
- Up to 1500 charges
- Active cooling
- Integrated & backpack options
- Continuous use (charge / re-charge)

Model	Order PNC	RRP ex VAT	RRP inc VAT
BLi100 2.6Ah	967 09 18-01		
BLi200 5.2Ah	967 09 19-01		
BLi200X 5.2Ah	970 44 89-01		
BLi300 9.4Ah	967 07 19-01		
BLi950X 31.1Ah B/pack	967 09 32-01		

CHARGERS



Chargers designed for professional use. QC500 is optimised for BLi300 and backpack batteries.

- 100 - 240V
- Active cooling
- LED status indicator

Model	Order PNC	RRP ex VAT	RRP inc VAT
QC330 - 330W	967 09 14-02		
QC500 - 500W	967 09 15-02		

For the full range of battery accessories please see pages 36 – 39

HUSQVARNA RECOMMEND

Technical Extreme PPE for professional performance. Pages 278 - 279





FULL-TIME USE



High performance battery grass trimmers, brushcutters and clearing saw designed for professional use. The products feature compact high torque motors giving constant levels of torque no matter what the cutting speed. This makes them ideal for a range of applications.

All models offer petrol performance with lower noise, running costs and no direct emissions.

Ideal for applications including:

- **Landscape maintenance**
- **Parks and public spaces**
- **Noise sensitive areas**

535iRXT



High-performance battery bull horn brushcutter designed for professional use in medium applications. 35cm³ petrol equivalent performance.

- Fleet Services™ ready
- ErgoFeed™ auto line feed
- 45cm cutting swath
- Low Vib®
- Weatherproof (IPX4)
- Balance XB™ Harness

520iLX



Professional use battery loop handle trimmer with 2-way rotation trimmer head.

- Brushless motor
- Two way head rotation
- Blade capable
- Keypad with savE™
- T25B Tap'n'Go head
- Weatherproof (IPX4)

Voltage	Motor type	Vibration levels F/R	Weight
36V Li-ion	BLDC Brushless	1.2 / 0.7m/s ²	3.0kg (excl. battery)
Model	Order PNC	RRP ex VAT	RRP inc VAT
520iLX Unit only	967 91 61-13		
Unit + BLi200 & Q330 (recommended)			
J-Handle Kit	587 37 50-01		

520iRX



Professional use battery bullhorn trimmer with 2-way rotation trimmer head. Supplied with grass blade.

- Brushless motor
- Two way head rotation
- T25B head & grass blade
- Keypad with savE™
- Balance 35B harness
- Weatherproof (IPX4)

Voltage	Motor type	Vibration levels F/R	Weight
36V Li-ion	BLDC Brushless	1.2 / 0.7m/s ²	3.8kg (excl. battery)
Model	Order PNC	RRP ex VAT	RRP inc VAT
520iRX Unit only	967 91 62-03		
Unit + BLi200 & QC330 (recommended)			



Li-ion 36V



Intuitive key pad is equipped with power button, LED battery status indicator as well as 3 speed mode for the E-TORQ™ motor. ErgoFeed™ button is positioned close to the thumb for convenience.



ErgoFeed™ function feeds trimmer line with a simple push of a button. Reducing risk of unintentional feed, minimising trimmer line consumption. Trimmer head is designed with minimum moving parts for robust and durability.

Voltage	Motor Type	Vibration Levels F/R	Weight
36V Li-ion	BLDC Brushless	1.2 / 1.4m/s ²	4.9kg (excl. battery)
Model	Order PNC	RRP Ex VAT	RRP Inc VAT

535iRX Unit only 967 85 06-07
Unit + BLi300 & QC500 (recommended)

535iRX

Li-ion 36V



High-performance battery bull horn brushcutter designed for professional use in medium applications. 35cm³ petrol equivalent performance.

- Low Vib®
- Balance 55 harness
- Weatherproof (IPX4)
- Intuitive keypad
- 45cm cutting swath

Voltage	Motor type	Vibration levels F/R	Weight
36V Li-ion	BLDC Brushless	1.3 / 1.4m/s ²	4.9kg (excl. battery)
Model	Order PNC	RRP ex VAT	RRP inc VAT

535iRX Unit only 967 85 06-05
Unit + BLi300 & QC500 (recommended)

535iFR

Li-ion 36V



High-performance battery clearing saw designed for lighter forestry clearing applications. 35cm³ petrol equivalent performance.

- Fleet Services™ ready
- Saw & grass blades
- 45cm cutting swath
- Intuitive keypad
- Balance 55 harness
- Weatherproof (IPX4)

Voltage	Motor type	Vibration levels F/R	Weight
36V Li-ion	BLDC Brushless	1.4 / 1.7m/s ²	4.5kg (excl. battery)
Model	Order PNC	RRP ex VAT	RRP inc VAT

535iFR Unit only 967 85 05-04
Unit + BLi300 & QC500 (recommended)

BATTERIES



Powerful 36V Li-ion batteries designed for professional use. Maximum capacity for longer run times. Choose BLi backpack batteries for maximum run time.

- Ideal for 500 series
- All weather use
- 4 LED charge indicator
- Battery management system
- Up to 1500 charges
- Active cooling
- Integrated & backpack options
- Continuous use (charge / re-charge)

Model	Order PNC	RRP ex VAT	RRP inc VAT
BLi100 2.6Ah	967 09 18-01		
BLi200 5.2Ah	967 09 19-01		
BLi200X 5.2Ah	970 44 89-01		
BLi300 9.4Ah	967 07 19-01		
BLi950X 31.1Ah B/pack	967 09 32-01		

CHARGERS



Chargers designed for professional use. QC500 is optimised for BLi300 and backpack batteries.

- 100 - 240V
- Active cooling
- LED status indicator

Model	Order PNC	RRP ex VAT	RRP inc VAT
QC330 - 330W	967 09 14-02		
QC500 - 500W	967 09 15-02		

For the full range of battery accessories please see pages 36 – 39

HUSQVARNA RECOMMEND

Technical Brushcutter and Trimmer clothing. Page 280





FULL-TIME USE



High performance battery hedge trimmers and pole saws designed for professional use. The products feature compact high torque motors giving constant levels of torque no matter what the cutting speed. This makes them ideal for a range of applications.

All models offer petrol performance with lower noise, running costs and no direct emissions.

Ideal for applications including:

- **Landscape maintenance**
- **Parks and public spaces**
- **Noise sensitive areas**

520iHD60



Very quiet but highly efficient professional battery hedge trimmer with excellent ergonomics. Weatherproof (IPX4) with low noise and vibrations.

- High torque motor
- Adjustable rear handle
- 4000 cuts/min blade speed
- Keypad with savE™
- Dual sided blade
- Weatherproof (IPX4)

Voltage	Motor type	Vibration levels F/R	Weight
36V Li-ion	High torque motor	1.6 / 2.5m/s ²	3.8kg (excl. battery)
Model	Order PNC	RRP ex VAT	RRP inc VAT
Unit Only - 60cm	967 91 56-02		
Unit + BLi200 & QC330 (recommended)			

520iHD70



Very quiet but highly efficient professional battery hedge trimmer with excellent ergonomics. Weatherproof (IPX4) with low noise and vibrations.

- High torque motor
- Adjustable rear handle
- 4000 cuts/min blade speed
- Keypad with savE™
- Dual sided blade
- Weatherproof (IPX4)

Voltage	Motor type	Vibration levels F/R	Weight
36V Li-ion	High torque motor	2.3 / 3.5m/s ²	3.9kg (excl. battery)
Model	Order PNC	RRP ex VAT	RRP inc VAT
Unit Only - 70cm	967 91 57-02		
Unit + BLi200 & QC330 (recommended)			

520iHE3



Highly efficient professional battery pole hedge trimmer with 3.5m reach, features adjustable cutter bar. Weatherproof (IPX4) with low noise and vibrations.

- Brushless motor
- Remote cutter adjustment
- 4000 cuts/min blade speed
- Keypad with savE™
- Transport position
- Head adjustment 120°

Voltage	Motor type	Vibration levels F/R	Weight
36V Li-ion	BLDC Brushless	3.5 / 2.5m/s ²	4.1kg (excl. battery)
Model	Order PNC	RRP ex VAT	RRP inc VAT
Unit only - 55cm	967 91 58-11		
Unit + BLi200 & QC330 (recommended)			



520iHT4 **Li-ion 36V**



Telescopic professional battery pole hedge trimmer with 4.5m reach, features adjustable cutter bar. Weatherproof (IPX4) with low noise and vibrations.

- Brushless motor
- Extended length 3.5 m
- 4000 cuts/min blade speed
- Keypad with savE™
- Transport position
- Head adjustment 120°

Voltage	Motor type	Vibration levels F/R	Weight
36V Li-ion	BLDC Brushless	2.0 / 1.7m/s ²	5.3kg (excl. battery)
Model	Order PNC	RRP ex VAT	RRP inc VAT

Unit only - 55cm 967 97 12-01
 Unit + BLi200 & QC330 (recommended)

530iP4 **Li-ion 36V**



Robust fixed length battery pole saw designed for professional use. Lightweight and well balanced with petrol equivalent performance. Weatherproof (IPX4).

- 20m/s chain speed
- Fixed length
- Low noise
- Keypad with savE™
- 250cm length
- Slimline cutting head

Voltage	Motor type	Vibration levels F/R	Weight
36V Li-ion	BLDC Brushless	1.0 / 0.9m/s ²	3.4kg (excl. battery)
Model	Order PNC	RRP ex VAT	RRP inc VAT

Unit only - 25cm / 10" 967 88 47-10
 Unit + BLi200 & QC330 (recommended)

530iPT5 **Li-ion 36V**



Robust telescopic pole saw designed for professional use. Lightweight and well balanced with petrol equivalent performance. Weatherproof (IPX4).

- 20m/s chain speed
- Telescopic
- Low noise
- Keypad with savE™
- 293 - 400cm length
- Slimline cutting head

Voltage	Motor type	Vibration levels F/R	Weight
36V Li-ion	BLDC Brushless	1.0 / 1.2m/s ²	5.0kg (excl. battery)
Model	Order PNC	RRP ex VAT	RRP inc VAT

Unit only - 25cm / 10" 967 88 48-10
 Unit + BLi200 & QC330 (recommended)

BATTERIES



Powerful 36V Li-ion batteries designed for professional use. Maximum capacity for longer run times. Choose BLi backpack batteries for maximum run time.

- Ideal for 500 series
- All weather use
- 4 LED charge indicator
- Battery management system
- Up to 1500 charges
- Active cooling
- Integrated & backpack options
- Continuous use (charge / re-charge)

Model	Order PNC	RRP ex VAT	RRP inc VAT
BLi100 2.6Ah	967 09 18-01		
BLi200 5.2Ah	967 09 19-01		
BLi200X 5.2Ah	970 44 89-01		
BLi300 9.4Ah	967 07 19-01		
BLi950X 31.1Ah B/pack	967 09 32-01		

CHARGERS



Chargers designed for professional use. QC500 is optimised for BLi300 and backpack batteries.

- 100 - 240V
- Active cooling
- LED status indicator

Model	Order PNC	RRP ex VAT	RRP inc VAT
QC330 - 330W	967 09 14-02		
QC500 - 500W	967 09 15-02		

For the full range of battery accessories please see pages 36 – 39

HUSQVARNA RECOMMEND

Husqvarna protective glasses. Page 288





FULL-TIME USE



High performance battery handheld blowers designed for full-time professional use. With unique fan design and brushless motors, the products produce petrol equivalent performance and powerful airflow. The blowers are ideal for use in noise sensitive or enclosed spaces.

Ideal for applications including:

- Landscape maintenance
- Parks and public spaces
- Inner city cleaning
- Noise sensitive areas
- Indoor and enclosed spaces

525iB Mark II

UPDATED



A powerful and low weight handheld battery blower designed for professional use. Weatherproof (IPX4) and low noise, ideal for use in noise sensitive areas.

- Brushless motor
- Weatherproof (IPX4)
- Cruise control & Boost

Voltage	Motor type	Vibration levels	Weight
36V Li-ion	BLDC Brushless	0.5m/s ²	2.4kg (excl. battery)
Model	Order PNC	RRP ex VAT	RRP inc VAT

525iB Mark II Unit 967 91 55-03
Unit + BLi200 & QC330 (recommended)

530iBX



High performance ultra low noise battery blower designed for professional use. Backpack battery only and weatherproof (IPX4) for maximum performance.

- 14.1m³/min, 56.2m/s
- Brushless motor
- Cruise control & Boost
- 77.6dB(A) noise level
- Keypad with savE™
- Backpack battery use only

Voltage	Motor type	Vibration levels	Weight
36V Li-ion	BLDC Brushless	0.4m/s ²	2.9kg (excl. battery)
Model	Order PNC	RRP ex VAT	RRP inc VAT

530iBX Unit only 967 94 14-02
Unit + BLi950X & QC500 (recommended)

550iBTX



Powerful and ergonomic backpack battery blower for professional use. Extremely low noise and vibration levels and weatherproof (IPX4) giving maximum flexibility and productivity.

- 12.8m³/min, 54.6m/s
- Brushless motor
- Cruise control & Boost
- 76.6dB(A) noise level
- Keypad with savE™
- Backpack battery use only

Voltage	Motor type	Vibration levels	Weight
36V Li-ion	BLDC Brushless	0.1m/s ²	6.3kg (excl. battery)
Model	Order PNC	RRP ex VAT	RRP inc VAT

550iBTX Unit only 967 68 11-02
Unit + BLi950X & QC500 (recommended)



BALANCE 35



Ergonomically designed harness that distributes the load optimally between your shoulders, chest and back. Designed for use with smaller brushcutters.

Order PNC	RRP ex VAT	RRP inc VAT
537 27 57-02		

BATTERIES



Powerful 36V Li-ion batteries designed for professional use. Maximum capacity for longer run times. Choose BLi backpack batteries for maximum run time.

- Ideal for 500 series
- All weather use
- 4 LED charge indicator
- Battery management system
- Up to 1500 charges
- Active cooling
- Integrated & backpack options
- Continuous use (charge / re-charge)

Model	Order PNC	RRP ex VAT	RRP inc VAT
BLi100 2.6Ah	967 09 18-01		
BLi200 5.2Ah	967 09 19-01		
BLi200X 5.2Ah	970 44 89-01		
BLi300 9.4Ah	967 07 19-01		
BLi950X 31.1Ah B/pack	967 09 32-01		

CHARGERS



Chargers designed for professional use. QC500 is optimised for BLi300 and backpack batteries.

- 100 - 240V
- Active cooling
- LED status indicator

Model	Order PNC	RRP ex VAT	RRP inc VAT
QC330 - 330W	967 09 14-02		
QC500 - 500W	967 09 15-02		

For the full range of battery accessories please see pages 36 – 39

SHARE your stories and photos on your Facebook, Instagram and Twitter by tagging us.

HusqvarnaUK

UK_Husqvarna

HusqvarnaUK



PART-TIME / FULL-TIME USE



Collection and mulch battery lawn mowers designed for full-time professional use on medium and larger areas in the most demanding conditions. Featuring commercial grade components and a range of commercial batteries that deliver outstanding performance, durability and reliability no matter what the application. The machines are simple to use and very easy to maintain.

Ideal for applications including:

- Municipalities
- Landscape and grounds maintenance
- Parks and public spaces
- Noise sensitive areas
- Sports turf

LC 551iV



High performance fully professional self-propelled battery lawn mower designed for full-time use. High performance cast aluminium deck giving excellent collection performance. Digital variable speed control, user interface and Fleet Services™ compatible.

- Collect / rear eject
- Adjustable, folding handles
- Integrated x2 or backpack battery
- 65 litre collector
- Cast aluminium deck / wheels
- Central height adjustment
- Vibration level 0.3m/s²
- Weather proof (IPX4)

LB 442i



Compact battery mulch mower designed for semi-professional use, ideal in complex smaller areas. Features user interface with PowerBoost and savE™ modes. Fleet Services™ compatible.

- BioClip® (mulch)
- Adjustable handle
- 2 integrated battery slots
- Cast aluminium deck
- Central height adjustment
- Vibration level 0.3m/s²

Voltage	Cutting Width	Cutting Height	Drive
36V Li-ion	42cm	34 - 55mm	Push
Model	Order PNC	RRP ex VAT	RRP inc VAT
LB 442i Unit only	970 48 23-01		
Unit + BLi300 & QC500 (recommended)			

LB 448i



Battery mulch mower designed for semi-professional use, ideal in complex areas. Features user interface with PowerBoost and savE™ modes. Fleet Services™ compatible.

- BioClip® (mulch)
- Adjustable handle
- 2 integrated battery slots
- Cast aluminium deck
- Central height adjustment
- Vibration level 0.3m/s²

Voltage	Cutting Width	Cutting Height	Drive
36V Li-ion	48cm	30 - 60mm	Push
Model	Order PNC	RRP ex VAT	RRP inc VAT
LB 448i Unit only	970 48 24-01		
Unit + BLi300 & QC500 (recommended)			



Li-ion 36V



Intuitive keypad with SavE™ and status indicators. Control the ground speed of the mower at the push of a button to suit your walking speed.



Dual BLi integrated battery slots with automatic switch over for maximum convenience and run time. Backpack battery capable with BLi carrier accessory.

Voltage	Cutting Width	Cutting Height	Drive
36V Li-ion	51cm	26 - 74mm	Variable speed
Model	Order PNC	RRP Ex VAT	RRP Inc VAT

LC 55iV Unit only 967 97 72-01
Unit + BLi300 & QC500 (recommended)

LB 548i

Li-ion 36V



High capacity mulch mower designed for professional use, ideal in complex areas. Features user interface with PowerBoost and saveE™ modes. Fleet Services™ compatible.

- BioClip® (mulch)
- Adjustable handle
- Integrated x2 or backpack battery
- Cast aluminium deck / wheels
- Central height adjustment
- Vibration level 0.3m/s²

Voltage	Cutting Width	Cutting Height	Drive
36V Li-ion	48cm	30 - 60mm	Push
Model	Order PNC	RRP ex VAT	RRP inc VAT

LB 548i Unit only 967 97 73-01
Unit + BLi300 & QC500 (recommended)

LB 553iV

NEW

Li-ion 36V



High performance fully professional self-propelled battery lawn mower designed for full-time use. Robust aluminium deck ideal for mid to large areas.

- BioClip®
- Adjustable handle
- Mulching blade
- Cast aluminium deck
- Integrated or backpack battery
- Vibration level 1.3m/s²

Voltage	Cutting Width	Cutting Height	Drive
36V Li-ion	53cm	28 - 65mm	Variable speed
Model	Order PNC	RRP ex VAT	RRP inc VAT

38kg 970 52 57-01

BATTERIES



Powerful 36V Li-ion batteries designed for professional use. Maximum capacity for longer run times. Choose BLi backpack batteries for maximum run time.

- Ideal for 500 series
- All weather use
- 4 LED charge indicator
- Battery management system
- Up to 1500 charges
- Active cooling
- Integrated & backpack options
- Continuous use (charge / re-charge)

Model	Order PNC	RRP ex VAT	RRP inc VAT
BLi100 2.6Ah	967 09 18-01		
BLi200 5.2Ah	967 09 19-01		
BLi200X 5.2Ah	970 44 89-01		
BLi300 9.4Ah	967 07 19-01		
BLi950X 31.1Ah Battery	579 82 22-01		

CHARGERS



Chargers designed for professional use. QC500 is optimised for BLi300 and backpack batteries.

- 100 - 240V
- Active cooling
- LED status indicator

Model	Order PNC	RRP ex VAT	RRP inc VAT
QC330 - 330W	967 09 14-02		
QC500 - 500W	967 09 15-02		

For the full range of battery accessories please see pages 36 – 39

DID YOU KNOW?

The BLi carrier attachment allows the BLi backpack batteries to power the mowers for extended runtime.



Model	Order PNC	RRP ex VAT	RRP inc VAT
BLi Backpack Carrier	597 84 87-01		



ACCESSORIES



40-B70 / 40-B140 BATTERIES

NEW



Powerful integrated battery designed for demanding domestic use. High capacity for longer run times.

- Ideal for 100 - 300 series
- 4 LED charge indicator
- Active cooling

- Battery management system
- Up to 600 charges
- Continuous use

Type	Capacity	Energy	Weight
36V Li-ion	2.0Ah	72Wh	0.8kg
Model	Order PNC	RRP ex VAT	RRP inc VAT
40-B70	970 45 71-01		

Type	Capacity	Energy	Weight
36V Li-ion	4.0Ah	144Wh	1.3kg
Model	Order PNC	RRP ex VAT	RRP inc VAT
40-B140	970 45 72-01		

BLi30 BATTERY



Powerful integrated battery designed for demanding domestic use. High capacity for longer run times, ideal for lawn mowers, blowers and chainsaws.

- Ideal for 100 - 300 series
- Battery management system
- Active cooling

- 4 LED charge indicator
- Up to 600 charges
- Continuous use

Type	Capacity	Energy	Weight
36V Li-ion	7.5Ah	270Wh	1.9kg
Model	Order PNC	RRP ex VAT	RRP inc VAT
BLi30	967 93 77-01		

BLi100 BATTERY



Powerful integrated batteries designed for professional use. High power to weight ratio with maximum capacity for longer run times.

- Ideal for 500 series
- 4 LED charge indicator
- Up to 1500 charges
- Continuous use

- All weather use
- Battery management system
- Active cooling

Type	Capacity	Energy	Weight
36V Li-ion	2.6Ah	94Wh	0.9kg
Model	Order PNC	RRP ex VAT	RRP inc VAT
BLi100	967 09 18-01		

BLi200 BATTERY



Powerful integrated batteries designed for professional use. High power to weight ratio with maximum capacity for longer run times.

- Ideal for 500 series
- 4 LED charge indicator
- Up to 1500 charges
- Continuous use

- All weather use
- Battery management system
- Active cooling

Type	Capacity	Energy	Weight
36V Li-ion	5.2Ah	187Wh	1.3kg
Model	Order PNC	RRP ex VAT	RRP inc VAT
BLi200	967 09 19-01		



BLi200X BATTERY 



Powerful integrated battery designed specifically for use with the 540 / T540i XP® chainsaws. High power to weight ratio with maximum capacity for longer run times.

- For use with T540 / 540i XP®
- 4 LED charge indicator
- Up to 1500 charges
- Continuous use
- All weather use
- Battery management system
- Active cooling

Type	Capacity	Energy	Weight
36V Li-ion	5.2Ah	187Wh	1.3kg
Model	Order PNC	RRP ex VAT	RRP inc VAT
BLi200X	970 44 89-01		

BLi300 BATTERY 



Our largest capacity integrated battery designed for intensive professional use. Market leading capacity, ideal for high energy use applications.

- Ideal for 500 series
- 4 LED charge indicator
- Up to 1500 charges
- Continuous use
- All weather use
- Battery management system
- Active cooling

Type	Capacity	Energy	Weight
36V Li-ion	9.4Ah	338Wh	1.8kg
Model	Order PNC	RRP ex VAT	RRP inc VAT
BLi300	967 07 19-01		



BLi950X BACKPACK BATTERY 



Large capacity high performance backpack battery designed for intensive professional use. Ideal for high energy use applications allowing up to a full days use on a single charge.

- Ideal for 500 series
- Percentage charge indicator
- Up to 1500 charges
- Continuous use
- IPX4 rated - All weather use
- Battery management system
- Active cooling
- Adjustable harness with cable routing

Type	Capacity	Energy	Weight
36V Li-ion	31.1Ah	1120Wh	6.9kg excl. harness
Model	Order PNC	RRP ex VAT	RRP inc VAT
BLi950X	967 09 32-01		
BLi950X - Battery only	579 82 22-01		



COMFORTABLE BATTERY SYSTEM BELT

Husqvarna Flexi battery belt allows you to carry your spare Husqvarna BLi batteries and accessories on your hips for added comfort during long, efficient workdays. By connecting your product to a battery in the belt, you can also reduce the carrying weight. Durable and comfortable design for tough work.



Robust design for carrying a number of batteries and accessories



Water-resistant material

Possible to add braces, available as option.

5 fixing points for batteries and application specific tools



Tool-less system for moving batteries and accessories

Universal carrying system for accessories

BATTERY BELT FLEXI - CONNECTOR KIT



Enables backpack battery only products to be powered using a BLi integrated battery whilst allowing additional batteries and accessories to be carried.

- 5 fixing points
- 1 BLi carrier included
- Accessory bag included
- Carry up to 3 BLi batteries
- 1 BLi carrier with connector included
- Connector for 536LiBX / 540iBX only

Model	Order PNC	RRP ex VAT	RRP inc VAT
Flexi connector kit	590 77 67-03		

BATTERY BELT FLEXI - ADAPTER KIT



Enables Husqvarna BLi integrated batteries to be connected to the product from the belt instead of in the product, reducing overall product weight.

- 5 fixing points
- 1 BLi carrier included
- Accessory bag included
- Carry up to 3 BLi batteries
- 1 BLi carrier with adapter included

Model	Order PNC	RRP ex VAT	RRP inc VAT
Flexi adapter kit	590 77 67-02		

BACKPACK ADAPTOR



Enables battery belt flexi - connector kit to be used with complete battery series handheld range (excludes 536LiBX / 540iBX).

Model	Order PNC	RRP ex VAT	RRP inc VAT
Adaptor kit	582 78 05-01		

BLi CARRIER



BLi battery carrier for carrying additional batteries, clips on to flexi battery belts. Maximum 3 BLi carriers per belt.

Model	Order PNC	RRP ex VAT	RRP inc VAT
BLi Carrier	590 77 72-01		

ACCESSORY BAG



Universal carrying system for accessories or refreshments.

Model	Order PNC	RRP ex VAT	RRP inc VAT
Accessory bag	596 25 29-01		



QC80F CHARGER



Field charger for charging from 12 V car/truck outlet during transport.

- Charge indicator LED
- Voltage 12V

Charging power	Order PNC	RRP ex VAT	RRP inc VAT
80W	967 62 83-01		

40-C80 CHARGER

NEW



Standard charger designed for domestic use.

- Charge indicator LED
- Mains voltage 100 - 240V

Charging power	Order PNC	RRP ex VAT	RRP inc VAT
80W	970 48 78-02		

QC250 CHARGER



Quick charger designed for occasional and part-time use. Features active cooling to prolong the life of the battery.

- Charge indicator LED
- Mains voltage 100 - 240V
- Active cooling

Charging power	Order PNC	RRP ex VAT	RRP inc VAT
250W	967 97 01-02		

QC330 CHARGER



Quick charger designed for professional use.

- Charge indicator LED
- Mains voltage 100 - 240V
- Active cooling

Charging power	Order PNC	RRP ex VAT	RRP inc VAT
330W	970 52 22-02		

QC500 CHARGER



High speed charger designed for efficient charging of high capacity batteries. Ideal for intensive professional applications.

- Recommended use BLi300 - 950X
- Charge indicator LED
- Mains voltage 100 - 240V
- Active cooling

Charging power	Order PNC	RRP ex VAT	RRP inc VAT
500W	970 44 95-02		

V1600F VOLTAGE CONVERTOR



Enables quick charging in the field by converting 12V DC from any lead-acid battery to 220V AC.

- All QC Chargers
- Voltage 12V

Charging power	Order PNC	RRP ex VAT	RRP inc VAT
	967 62 85-02		

BACKPACK BATTERY HIP PAD



Fastens to the BLi backpack battery harness removing the need for two harnesses. Ideal with bullhorn brushcutter and blowers. Fits BLi520X - 950X

Model	Order PNC	RRP ex VAT	RRP inc VAT
Hip pad	587 83 40-01		

Locate your nearest dealer
 Visit: www.husqvarna.com/uk/dealer-locator



TECHNICAL SPECIFICATIONS



BATTERY CHAINSAWS	120i	340i	535i XP®	T535i XP®	540i XP®	T540i XP®
TECHNICAL SPECIFICATIONS						
Battery type	Li-Ion	Li-Ion	Li-Ion	Li-Ion	Li-Ion	Li-Ion
Voltage, V	36	36	36	36	36	36
Motor type	BLDC (brushless)	BLDC (brushless)	BLDC (brushless)	BLDC (brushless)	BLDC (brushless)	BLDC (brushless)
Chain speed max power m/s	11.5	18	20	20	24	24
Sound pressure level at operators ear, dB(A)	97	88	93	93	95	92
Sound power level guaranteed (LWA) dB(A)	101	101	106	106	106	103
Equivalent vibration level (ahv, eq) front/rear handle, m/s ² *	3.8/3.8	3.2 / 3.2	2.5 / 2.8	2.0 / 2.4	3.6 / 3.7	2.1 / 3.4
Chain pitch, inch	3/8	3/8	0.325 / 1/4	0.325 / 1/4	0.325	0.325
Recommended bar length, min-max, cm/inch	30/12	30-40/12-16	25-35/10-14	25-35/10-14	30-35 / 12-14	30-35 / 12-14
Weight (excl. battery and cutting equipment), kg	2.9	2.8	2.6	2.4	2.9	2.5
FEATURES						
Belt eye let	—	—	—	●	—	●
Flip up tank cap	●	●	●	●	●	●
Inertia chain brake	●	●	●	●	●	●
Intuitive key pad	●	●	●	●	●	●
Retained bar nuts	—	—	●	●	●	●
savE™	●	●	●	●	●	●
Tool-less chain tensioning	●	●	—	—	—	—

● = Available (●) = Accessory — = Not available *Equivalent vibration level, according to EN 60745-2-13. Reported data for equivalent vibration level has a typical statistical dispersion (standard deviation) of 1 m/s². Declared vibration data from measurements when the machine is fitted with a bar length and recommended chain type. If the machine is fitted with a different bar length, the vibration level may vary by max ± 15 m/s².

BATTERY POLE SAWS	120iTK4-P	530iP4	530iPT5	BATTERY POWER CUTTER	K 535i
TECHNICAL SPECIFICATIONS				TECHNICAL SPECIFICATIONS	
Battery type	Li-Ion	Li-Ion	Li-Ion	Battery type	Li-Ion
Voltage, V	36	36	36	Battery voltage, V	36
Motor type	PMDC (2 brushed)	BLDC (brushless)	BLDC (brushless)	Motor type	BLDC Brushless
Chain speed max power m/s	10	20	20	Blade, mm	230
Sound pressure level at operators ear, dB(A)	80.6	88	83	Cutting depth, mm	76
Sound power level guaranteed (LWA) dB(A)	93	98	98	Sound pressure level at operators ear, dB(A)	98,5
Equivalent vibration level (ahv, eq) front/rear handle, m/s ² *	2.3/2.2	1.0/0.9	1.0 / 1.2	Sound power level guaranteed (LWA) dB(A)	109,5
Chain pitch, inch	3/8	1/4	1/4	Equivalent vibration level (ahv, eq) handle, m/s ² * 0	2.1/2.5
Recommended bar length, min-max, cm/inch	25/10	25-30/10-12	25-30/10-12	Weight (excl. battery and cutting equipment), kg	3.5
Length, extended, with cutting equipment, cm	285	250	400	FEATURES	
Weight (excl. battery and cutting equipment), kg	3.5	3.4	5.0	savE™	●
FEATURES				Electric retarder	●
Flip up tank cap	—	●	●	Safety loop	●
Harness eyelet	●	●	●	TECHNICAL SPECIFICATIONS	
Intuitive key pad	●	●	●	Battery type	Li-Ion
Rear impact guard	—	●	●	Battery voltage, V	36
Retained bar nuts	—	—	—	Motor type	BLDC Brushless
savE™	●	●	●	Blade, mm	230
Telescopic tube	●	—	●	Cutting depth, mm	76
HARNESS				Sound pressure level at operators ear, dB(A)	98,5
Single harness	●	●	●	Sound power level guaranteed (LWA) dB(A)	109,5
Flexible harness for backpack battery	—	—	—	Equivalent vibration level (ahv, eq) handle, m/s ² * 0	2.1/2.5

● = Available (●) = Accessory — = Not available *Equivalent vibration level, according to EN 60745-2-13. Reported data for equivalent vibration level has a typical statistical dispersion (standard deviation) of 1 m/s². Declared vibration data from measurements when the machine is fitted with a bar length and recommended chain type. If the machine is fitted with a different bar length, the vibration level may vary by max ± 15 m/s².



BATTERY TRIMMERS	110iL	215iL	315iC	325iLK	520iLX	520iRX	535iRX	535iRXT	535iFR
TECHNICAL SPECIFICATIONS									
Battery type	Li-ion	Li-ion	Li-ion	Li-ion	Li-ion	Li-ion	Li-ion	Li-ion	Li-ion
Voltage, V	36	36	36	36	36	36	36	36	36
Motor type	PMDC (brushed)	BLDC (brushless)	PMDC (4-brush)	BLDC (brushless)	BLDC (brushless)	BLDC (brushless)	BLDC (brushless)	BLDC (brushless)	BLDC (brushless)
Tube diameter, mm	80	—	24	24	24	24	28	28	28
Cutting diameter, cm	30	31	33	42	40	40	45	45	45
Sound pressure level at operators ear, dB(A)	73.4	< 85	76	82	76	76	80	80	80
Sound power level guaranteed (LWA) dB(A)	92	—	93	97	96	96	96	96	96
Equivalent vibration level (ahv, eq) left/right handle, m/s ² *	1.36/1.05	—	1.9/1.3	2.6/1.0	—	1.2/0.7	1.3/1.4	1.2/1.4	1.4/1.7
Equivalent vibration level (ahv, eq) front/rear handle, m/s ² *	1.36/1.05	—	1.9/1.3	—	1.2/0.7	—	—	—	—
Weight (excl. battery), kg	3.2	3.1	3.1	3.8	3.0	3.8	4.9	4.9	4.5
FEATURES									
High handlebar	—	—	—	—	—	●	●	●	●
Anti-vibration	—	—	—	—	—	—	●	●	—
Intuitive key pad	●	●	●	●	●	●	●	●	●
savE™	—	●	●	—	●	●	—	—	—
Tap-n-Go trimmer head	—	●	●	●	●	●	●	—	●
ErgoFeed™ trimmer head	—	—	—	—	—	—	—	●	—
Two way rotation	—	—	—	—	●	●	—	—	—
3-speed mode	—	—	—	●	—	—	●	●	●
Click on attachments	—	—	—	●	—	—	—	—	—
HARNESS									
Balance 35B	—	—	—	—	—	●	—	—	—
Balance 55	—	—	—	—	—	—	●	—	●
Balance XB™	—	—	—	—	—	—	—	●	—
CUTTING EQUIPMENT									
	●/—/—	●/—/—	●/—/—	●/—/—	●/(●)/—	●/●/—	●/●/—	●/●/—	●/●/●

● = Available (●) = Accessory — = Not available *Equivalent vibration level, according to EN 60745-2-13. Reported data for equivalent vibration level has a typical statistical dispersion (standard deviation) of 1 m/s².

BATTERY HEDGE TRIMMERS	215iHD45	120iTK4-H	520iHD60	520iHD70	520iHE3	520iHT4
TECHNICAL SPECIFICATIONS						
Battery type	Li-ion	Li-ion	Li-ion	Li-ion	Li-ion	Li-ion
Voltage, V	36	36	36	36	36	36
Motor type	BLDC (brushless)	PMDC (2 brushed)	PMDC (4-brush)	PMDC (4-brush)	BLDC (brushless)	BLDC (brushless)
Sound pressure level at operators ear, dB(A)	79	81.3	78	78	84	80
Sound power level guaranteed (LWA), dB(A)	90	94	94	94	95	94
Equivalent vibration level (ahv, eq) front/rear handle, m/s ² *	1.5/1.5	1.223/0.816	1.6/2.5	2.3/3.5	3.5/2.5	2.0/1.7
Length cutting equipment, cm	45	50	60	70	55	55
Length, extended, with cutting equipment, cm	—	287	117	127	226	350
Teeth opening, mm	33	20	32	32	32	32
Cutting speed cuts/min	3000	2800	4000	4000	4000	4000
Weight (excl. battery), kg	3.2	4.5	3.8	3.9	4.1	5.3
FEATURES						
Adjustable rear handle	—	—	●	●	—	—
Intuitive key pad	●	●	●	●	●	●
savE™	●	●	●	●	●	●
Telescopic	—	●	—	—	—	●

● = Available (●) = Accessory — = Not available *Equivalent vibration level, according to EN 60745-2-13. Reported data for equivalent vibration level has a typical statistical dispersion (standard deviation) of 1 m/s².

A MINIMUM OF MAINTENANCE FOR MAXIMUM PERFORMANCE

Husqvarna battery-powered products need virtually no mechanical maintenance, however, sharp cutting equipment is always recommended and the electronics and software should be checked regularly to ensure problem-free operation. Let your battery product be serviced by qualified Husqvarna technicians using only Genuine Husqvarna or recommended spare parts. This will support the product's performance and lifetime. See your owner's manual or consult your Authorised Husqvarna dealer if any uncertainty occurs.



TECHNICAL SPECIFICATIONS



BATTERY BLOWERS	120iB	325iB	340iBT	525iB MARK II	530iBX	550iBTX
TECHNICAL SPECIFICATIONS						
Battery type	Li-Ion	Li-Ion	Li-Ion	Li-Ion	Li-Ion	Li-Ion
Voltage, V	36	36	36	36	36	36
Motor type	BLDC (brushless)	BLDC (brushless)	BLDC (brushless)	BLDC (brushless)	BLDC (brushless)	BLDC (brushless)
Titled Blow Force	10	11	17	TBC	16	21
Sound pressure level at operators ear, dB(A)	83	81	79	TBC	77.6	76.6
Sound power level guaranteed (LWA), dB(A)	97	TBC	97	TBC	91	94
Equivalent vibration level (ahv, eq) handle, m/s ² *	0.7	TBC	0.1	0.5	0.4	0.1
Blow force boost, (N)	10	15	17	17	16	21
Air volume boost, m ³ /min	—	TBC	17	TBC	14.1	15.6
Air flow in pipe, m ³ /min	10.3	TBC	13.7	TBC	12.4	12.8
Air speed boost, m/s	—	TBC	61	TBC	56.2	66
Air speed, m/s	46	TBC	52	TBC	49.6	54
Weight (excl. battery), kg	2.0	2.4	6.3	2.4	2.9	6.3
FEATURES						
Backpack battery	—	●	●	●	●	●
Belt hook	—	(●)	—	●	●	—
Boost effect	—	●	●	●	●	●
Cruise control	—	●	●	●	●	●
Different tube lengths	—	(●)	(●)	(●)	(●)	(●)
Internal battery	●	●	●	●	(●) Battery Belt Only	—
Intuitive key pad	●	●	●	●	●	●

● = Available (●) = Accessory — = Not available *Equivalent vibration level, according to EN 60745-2-13. Reported data for equivalent vibration level has a typical statistical dispersion (standard deviation) of 1 m/s².

BATTERIES	40-B70	40-B140	BLi30	BLi100	BLi200	BLi200X	BLi300	BLi950X
TECHNICAL SPECIFICATIONS								
Battery type	Li-Ion	Li-Ion	Li-Ion	Li-Ion	Li-Ion	Li-Ion	Li-Ion	Li-Ion
Battery voltage, V	36	36	36	36	36	36	36	36
Capacity, Ah	2.0	4.0	7.5	2.6	5.2	5.2	9.4	31.1
Energy, Wh	75.6	146	270	94	187	187	338	1120
Weight, integrated, kg	0.8	1.3	1.9	0.9	1.3	1.3	1.8	—
Weight, backpack excl. harness, kg	—	—	—	—	—	—	—	6.9
Weight, backpack incl. harness, kg	—	—	—	—	—	—	—	8.3
State of charge indication	3-Led	3-Led	3-Led	4-Led	4-Led	4-Led	4-Led	5-Led
Charging cycles (up to)	600	600	600	1500	1500	1500	1500	1500

CHARGERS	QC80F	40-C80	QC250	QC330	QC500
TECHNICAL SPECIFICATIONS					
Weight, kg	0.6	0.6	0.7	1.4	1.4
Charging power, W	80	80	250	330	500
Mains voltage, V	12	100 - 240	100 - 240	100 - 240	100 - 240



BATTERY LAWN MOWERS	LC 137i	LC 142i	LC 142iS	LB 146i	LC 247i	LC 347iVX	LC 353iVX
TECHNICAL SPECIFICATIONS							
Battery type	Li-ion	Li-ion	Li-ion	Li-ion	Li-ion	Li-ion	Li-ion
Battery voltage, V	36	36	36	36	36	36	36
Drive system	Push	Push	Self-propelled (single speed)	Push	Push	Self-propelled (variable)	Self-propelled (variable)
Drive wheels	—	—	Rear	—	—	Rear	Rear
Rims, material	Plastic	Plastic	Plastic	Plastic	Plastic	Plastic	Plastic
Wheel size, front/rear, mm	178/203.2	178/203	178/203.2	170/170	170/210	170/210	190/230
Speed, km/h	—	—	4.0	—	—	3.0–4.5	3.0–4.5
Cutting deck material	Plastic	ABS Plastic	ABS Plastic	Composite	Composite	Composite	Composite
Cutting methods	Collection / Rear ejection / BioClip®	Collection / Rear ejection / BioClip®	Collection / Rear ejection / BioClip®	BioClip®	Collection / Rear ejection / BioClip®	Collection / Rear ejection / BioClip®	Collection / Rear ejection / BioClip®
Cutting width, cm	37	42	42	46	47	47	53
Cutting height, min–max, mm	25–75	25–75	25–75	35–70	20–75	20–75	20–75
Cutting height steps	7	7	7	3	6	6	6
Collector type	Fabric	Fabric with dust blocker	Fabric with dust blocker	—	Fabric with dust blocker	Fabric with dust blocker	Fabric with dust blocker
Collector volume, litres	40	50	50	—	55	55	60
Handle type	Ergonomic	Ergonomic	Ergonomic	Ergonomic	Ergonomic	Ergonomic	Ergonomic
Weight, kg	15.0	17.0	19.0	21.5	24.0	26.0	33.0
FEATURES							
Central cutting height adjustment	●	●	●	—	●	●	●
Double ball-bearing wheels	●	●	●	●	●	●	●
Foldable handle	●	●	●	●	●	●	●
Handle height adjustment	●	●	●	●	●	●	●
savE™	●	●	●	●	●	●	●
Double battery slots	—	—	—	—	●	●	●
PowerBoost	●	●	●	●	●	●	●
Husqvarna Connect enabled	—	—	—	—	●	●	●
BioClip kit as an accessory	●	●	●	—	●	●	●

BATTERY LAWN MOWERS	LB 442i	LB 448i	LB 548i	LC 551iV	LB 553iV
TECHNICAL SPECIFICATIONS					
Battery type	Li-ion	Li-ion	Li-ion	Li-ion	Li-ion
Battery voltage, V	36	36	36	36	35
Drive system	Push	Push	Push	Self-propelled (variable)	Self-propelled (variable)
Drive wheels	—	—	—	Rear	Front
Rims, material	Aluminium	Aluminium	Aluminium	Aluminium	Aluminium
Wheel size, front/rear, mm	180/180	208/208	208/208	210/210	203/203
Speed, km/h	—	—	—	3.0–5	2.8–5.3
Cutting deck material	Aluminium	Aluminium	Aluminium	Aluminium	Aluminium
Cutting methods	BioClip®	BioClip®	BioClip®	Collection / Rear ejection / BioClip®	BioClip®
Cutting width, cm	42	48	48	51	53
Cutting height, min–max, mm	34–55	30–60	30–60	26–74	28–65
Cutting height steps	4	6	6	6	5
Collector type	—	—	—	Fabric with dust blocker	—
Collector volume, litres	—	—	—	65	—
Handle type	Ergonomic	Ergonomic	Ergonomic	Ergonomic	Ergonomic
Weight, kg	24.5	28.0	31.0	41.0	38.0
FEATURES					
Central cutting height adjustment	●	●	●	●	●
Double ball-bearing wheels	●	●	●	●	●
Foldable handle	—	—	—	●	—
Handle height adjustment	●	●	●	●	●
savE™	●	●	●	●	●
Double battery slots	●	●	●	●	●
PowerBoost	●	●	●	●	●
Husqvarna Connect enabled	●	●	●	●	●
BioClip kit as an accessory	—	—	—	●	—

BATTERY SCARIFIER	S 138i
TECHNICAL SPECIFICATIONS	
Battery type	Li-ion
Battery voltage, V	36
Drive system	Push
Drive wheels	—
Rims, material	Plastic
Wheel size, front/rear, mm	170/150
Speed, km/h	—
Cutting deck material	Composite
Cutting methods	Collection / Rear ejection
Cutting width, cm	38
Cutting height, min–max, mm	–10- +5
Cutting height steps	Stepless
Collector type	Fabric with dust blocker
Collector volume, litres	45
Handle type	Ergonomic
Weight, kg	25.5
FEATURES	
Central cutting height adjustment	●
Double ball-bearing wheels	●
Foldable handle	●
Handle height adjustment	●

● = Available (●) = Accessory — = Not available



PROFESSIONAL PERFORMANCE

Our product development never stops, and neither does our collaboration with the professional forestry workers who work with our machines. This is how we create chainsaws that help you work longer, producing less vibrations for less fatigue, and equipped with features that deliver high levels of safety. Every model gives you the power, performance and design excellence you expect from Husqvarna.



WHAT YOU GET AND HOW WE DO IT



EFFICIENCY AT ALL TIMES

User-centric design not only spares your body, it also enables you to stay alert and productive. This is why our saws are packed with solutions that make your work convenient – and efficient.



RELIABLE CONSTRUCTION

For us, efficient chainsaw work is not synonymous with just power. A durable construction along with good safety is equally important when we design our saws, to keep you and the machine in good condition.



OPTIMAL PERFORMANCE

For fuel powered chainsaws, AutoTune™ automatically adjusts the engine for optimal operation based on temperature, fuel type, altitude, etc. The battery chainsaws all feature efficient motors with an impressive power-to-weight ratio.



RAW POWER

The patented X-Torq® engine technology in our petrol-powered chainsaws uses pure air instead of an air-fuel mixture to scavenge the exhaust fumes. This results in improved fuel efficiency and lower exhaust emissions compared to conventional 2-stroke engines.



LESS FILTER CLEANING

Air injection™ – is a centrifugal air cleaning system for reduced wear and longer operating time for our petrol-powered chainsaws. You will be able to work longer shifts without cleaning the air filter.



* Compared with equivalent models without this feature.



GIVING YOU THE POWER FOR BETTER PERFORMANCE



High performing battery chainsaws designed for professional users who want a lightweight and balanced chainsaw with low running costs



Ergonomically designed handles for safe, comfortable grip. G-model equipped with heated handles.



Air Injection™ technology and new version of AutoTune™ for optimized and reliable runtime.

New professional grade filter design with improved and more robust seal between filter and filter holder capable of handling extremely dusty and dirty conditions.

Extremely well-balanced saw body with low gyroscopic forces for the very best manoeuvrability and handling.

Improved cutting capacity (an increase of up to 15% compared to the predecessor)

New and improved engine design, better cooling capacity and longer lifetime.

Visible fuel level and secure fuel cap with threads for gradual pressure relief to prevent fuel spill.



CARE

Find out more on page 267



IMPROVE YOUR PERFORMANCE AND STAY COMFORTABLE AND SAFE

Husqvarna's X-Cut™ chains and X-Force™ bars are specially developed and are the perfect match for Husqvarna chainsaws. By choosing X-Cut™ and X-Force™, you'll be sure to get the very best performance from your chainsaw.

[Read more on page 72](#)

In order for you to stay safe while working, we offer an extensive range of protective clothing with the latest innovations in design and material. All our clothing will provide you with the level of protection and comfort you need to get the job done safely.

[Read more on page 268](#)



OCCASIONAL USE 100 SERIES



FOR A PRUNING AND CUTTING FIREWOOD

Chainsaws that deliver good performance and are designed with ease of use in mind, intended for occasional use.




PART-TIME USE 400 SERIES



FOR FELLING, ESTATE MAINTENANCE AND FIREWOOD

All-round petrol and battery chainsaws that are easy to start, use and maintain. Designed for more frequent use in more demanding conditions.

FULL-TIME USE 500 SERIES



FORESTRY AND ARBORICULTURE

Our most technically advanced range of chainsaws designed for full-time intensive use in the most demanding conditions. The XP® range are developed solely to maximise your performance offering excellent power to weight ratio, class leading ergonomics and innovative solutions which optimise performance without compromise.

ARBORICULTURE T 500 SERIES

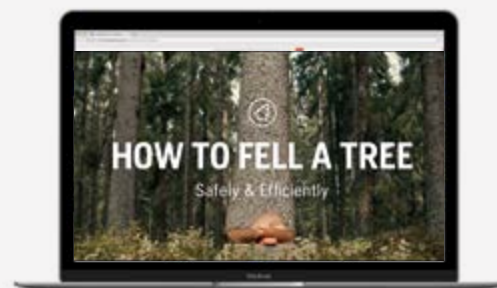


FOR TRAINED ARBORISTS

Our top-handle saws are all slim, lightweight, convenient and powerful machines. Features such as Low Vib and Air Injection™ enable you to work nonstop at consistently high performance levels, even when you are tackling challenging work in really difficult conditions.

LEARN ABOUT SAFE AND EFFICIENT TREE FELLING














Welcome to Husqvarna Chainsaw Academy – our online source about how to work safely, conveniently and efficiently at all times. You'll find everything from guides about choosing the right chainsaw, planning the felling and making the directional notch to limbing and cross-cutting. Includes tips on what to wear, and useful tools and accessories. **Go to chainsawacademy.husqvarna.com**





PRODUCT USE GUIDE









Use this guide to help you select the best product for your needs.

TYPE OF USE	MODEL	POWER SOURCE	DISPLACEMENT / VOLTAGE	WEIGHT	SUPPLIED BAR LENGTH / S	APPLICATIONS		
						 CARPENTRY	 PRUNING	
 OCCASIONAL USE (DOMESTIC / HOMEOWNER)	120i 	36V Li-ion	30kg*	30cm / 12"	○	●		
	120 II	Petrol	38.2cm ³	47kg	35cm / 14"		●	
	130	Petrol	38.0cm ³	47kg	35cm / 14"		●	
	135 II	Petrol	38.0cm ³	47kg	35cm / 14"		●	
	420EL	Electric	2000W	47kg	40cm / 16"	●	○	
 PART-TIME USE (FARMER / LANDOWNER)	435 II	Petrol	40.9cm ³	4.2kg	37cm / 15"		●	
	340i 	36V Li-ion	2.8kg*	35cm / 14"		●		
	440 II	Petrol	40.9cm ³	4.3kg	37cm / 15"		●	
	445 II	Petrol	45.7cm ³	4.9kg	45cm / 18"			
	450 II	Petrol	50.2cm ³	4.9kg	45cm / 18"			
	455 RANCHER	Petrol	55.5cm ³	5.9kg	45cm / 18"			
 FULL-TIME USE (PROFESSIONAL)	545 II	Petrol	50.1cm ³	5.3kg	37cm / 15"			
	555	Petrol	59.8cm ³	5.9kg	45cm / 18"			
	565	Petrol	70.6cm ³	6.5kg	45 - 50cm / 18 - 20"			
	585	Petrol	86cm ³	7.5kg	50 - 71cm / 20 - 28"			
 FULL-TIME USE (INTENSIVE PROFESSIONAL)	535i XP® 	36V Li-ion	2.6kg*	35cm / 14"	●	●		
	540i XP® / G 	36V Li-ion	2.9kg*	35 - 40cm / 14 - 16"	●	●		
	550 XP® / G II	Petrol	50.1cm ³	5.3 / 5.4kg	33 - 45cm / 13 - 18"			
	560 XP® / G	Petrol	59.8cm ³	5.9 / 6.1kg	37 - 45cm / 15 - 18"			
	562 XP® / G	Petrol	59.8cm ³	6.1 / 6.3kg	45cm / 18"			
	572 XP® / G	Petrol	70.6cm ³	6.6 / 6.8kg	45 - 60cm / 18 - 24"			
	592 XP® / G	Petrol	92.7cm ³	7.4 / 7.6kg	50 - 71cm / 20 - 28"			
 FULL-TIME USE (QUALIFIED PERSONNEL ONLY)	T525	Petrol	27cm ³	2.7kg	25cm / 10"		●	
	T535i XP® 	36V Li-ion	2.4kg*	30cm / 12"			●	
	T540 XP® II	Petrol	37.7cm ³	3.9kg	30 - 35cm / 12 - 14"			●
	T540i XP® / G 	36V Li-ion	2.5kg*	30 - 35cm / 12 - 14"				●

The product selector is only to be used as a guide. Please visit your local Authorised Husqvarna dealer for more information.

* Excludes battery ● Optimised solution (guideline only) ○ Capable solution but not optimal (guideline only)



									PAGE
	FIREWOOD	SMALL TREES	LOGS	SMALL - MEDIUM TREES	MEDIUM TREES	MEDIUM - LARGE TREES	LARGE TREES	ARBORICULTURE	
●	●								50
●	●								50
●	●								51
●	●								51
●	○								51
●	●								52
●	●								52
●	●								53
	○	●	●	○					53
	○	●	●	●					53
	○	●	●	●					53
		●	●	●	●				54
			●	●	●				54
			●	●	●	●	○		54
									55
●	●	○	○						56
●	●	●	●	●					56
	●	●	●	●	●				57
	○	●	●	●	●	○			58
	○	●	●	●	●	○			58
		●	○	●	●	●	●		59
									60
								●	62
								●	62
								●	63
								●	63



OCCASIONAL USE



Chainsaws that deliver good performance and are designed with ease of use in mind, intended for occasional use.

Ideal for lighter tasks such as:

- **Cutting firewood**
- **Felling smaller trees**
- **General property maintenance**
- **Pruning**
- **Carpentry work**

120i - KIT



Light, extremely easy to use battery powered saw ideal for garden maintenance, features tool-less chain tensioner.

- Brushless motor
- 12m/s chain speed
- 30cm / 12" bar
- Keypad with savE™
- Low noise
- Kit includes BLi20 and 40-C80

Voltage	Motor type	Vibration levels F/R	Weight
36V Li-ion	BLDC Brushless	3.5 / 3.8m/s ²	2.9kg (excl. battery)
Model	Order PNC	RRP ex VAT	RRP inc VAT
120i - Kit	967 09 82-02		
120i Unit only	967 09 82-01		

120 II



Robust, easy to use saw for domestic use with Low Vib® system. Easy maintenance and less emissions thanks to X-Torq® technology.

- X-Torq®
- Low Vib®
- Air Injection™
- Combined choke / stop control

Displacement	Power output	Vibration levels F/R	Weight
38.2cm ³	1.4kW / 1.88hp	2.1 / 2.7m/s ²	4.85kg
Bar length	Order PNC	RRP ex VAT	RRP inc VAT
35cm / 14"	967 86 19-03		

130



Lightweight and efficient domestic chainsaw ideal for cutting smaller diameter timber, firewood and general property maintenance.

- X-Torq®
- Low Vib®
- Air Injection™
- Combined choke / stop control

Displacement	Power output	Vibration levels F/R	Weight
38cm ³	1.5kW / 2.0hp	3.7 / 3.5m/s ²	4.7kg
Bar length	Order PNC	RRP ex VAT	RRP inc VAT
35cm / 14"	967 10 84-01		

135 II



Powerful, efficient and easy starting domestic chainsaw ideal for cutting smaller diameter timber, firewood and general property maintenance.

- X-Torq®
- Low Vib®
- Combined choke / stop control
- Air Injection™
- Smart Start®
- Side mount chain tensioner

Displacement	Power output	Vibration levels F/R	Weight
38cm ³	1.6kW / 2.2hp	3.7 / 3.5m/s ²	4.7kg
Bar length	Order PNC	RRP ex VAT	RRP inc VAT
35cm / 14"	967 86 18-14		

420EL



Electric chainsaw with great performance, manoeuvrability and high chain speed. Comes with tool-less chain tensioning.

- In-line motor
- 14.5m/s chain speed
- Oil level window
- Tool-less chain tensioner
- 5m cable

Power	Power output	Vibration levels F/R	Weight
Electric	2000W	5.2 / 3.9m/s ²	4.7kg
Bar length	Order PNC	RRP ex VAT	RRP inc VAT
40cm / 16"	967 25 65-16		

REPLACEMENT CUTTING EQUIPMENT

Model	120i	120 / 130 / 135	420EL
Bar	30cm / 12"	35cm / 14"	35cm / 14"
PNC	582 20 74-45	501 95 92-52	501 95 92-52
Ex VAT			
Inc VAT			
Chain	30cm / 12"	35cm / 14"	35cm / 14"
PNC	581 80 79-45	585 40 42-52	585 40 42-52
Ex VAT			
Inc VAT			
Technical			
Drive Links	45		52
Pitch	3/8"		3/8"
Gauge	1.1mm / .043"		1.3mm / .050"
Type	H38		X-CUT™ S93G
Cutter	Semi chisel low kick back		
File Size	4.5mm		4.0mm / 5/32"
File Kit			
PNC	N/A		587 80 67-01
Ex VAT			
Inc VAT			

H-TEAM TIP

Personal protective equipment should be worn when using a chainsaw.

This should include :

- Protective trousers with chainsaw protection
- A helmet with visor and hearing protection
- Boots with chainsaw protection
- Gloves with chainsaw protection on left hand



Locate your nearest dealer

Visit: www.husqvarna.com/uk/dealer-locator



PART-TIME USE



All-round petrol and battery chainsaws that are easy to start, use and maintain. Designed for more frequent use in more demanding conditions. Standard features include; easy starting, flip up filler caps, quick release engine cover and a combined start / stop switch. 340i battery chainsaw offers 40cm³ petrol equivalent performance whilst being easy to use and low noise.

Ideal for heavier duty tasks such as:

- **Farm and estate maintenance**
- **Heavy duty firewood cutting**
- **Felling larger trees**
- **Pruning**

340i



Lightweight and efficient all-round battery saw ideal for cutting smaller diameter timber, firewood and farm and estate maintenance.

- LED keypad with saveE™
- Low noise
- 40cm³ petrol performance
- Maximum performance with BLi30
- Slim body
- Tool-less tensioner

Voltage	Motor type	Vibration levels F/R	Weight
36V Li-ion	BLDC Brushless	3.2 / 3.2m/s ²	2.8kg (excl. battery)
Model	Order PNC	RRP ex VAT	RRP inc VAT

Unit only - 35cm / 14" 967 86 42-14
Unit + BLi30 & QC250 (recommended)

WORKING TIME ON ONE CHARGE	PRUNING	LOG CUT
----------------------------	---------	---------

	40-B140	1 h	30 min
	BLi30	1 h 50 min	45 min
	BLi200	1 h 15 min	35 min
	BLi300	2 h 15 min	1 h

435 Mark II

UPDATED



Lightweight and efficient all-round saw ideal for cutting smaller diameter timber, firewood and farm and estate maintenance.

- X-Torq®
- Low Vib®
- Flip-up filler caps
- Air Injection™
- Combined choke / stop control

Displacement	Power output	Vibration levels F/R	Weight
40.9cm ³	1.6kW / 2.2hp	3.8 / 4.2m/s ²	4.2kg
Bar length	Order PNC	RRP ex VAT	RRP inc VAT

37cm / 15" 970 55 97-35

440 Mark II

UPDATED



Lightweight and powerful all-round saw ideal for cutting smaller diameter timber, firewood and farm and estate maintenance.

- X-Torq®
- Low Vib®
- Combined choke / stop control
- Air Injection™
- Smart Start®
- Flip-up filler caps

Displacement	Power output	Vibration levels F/R	Weight
40.9cm ³	1.8kW / 2.4hp	3.8 / 4.2m/s ²	4.2kg
Bar length	Order PNC	RRP ex VAT	RRP inc VAT
37cm / 15"	970 56 00-35		

455 RANCHER



Robust all-round saw designed for most demanding conditions, ideal for cutting medium diameter timber, firewood and farm and estate maintenance.

- X-Torq®
- Low Vib®
- Combined choke / stop control
- Air Injection™
- Smart Start®
- Flip-up filler caps

Displacement	Power output	Vibration levels F/R	Weight
55.5cm ³	2.6kW / 3.5hp	3.8 / 6.9m/s ²	5.9kg
Bar length	Order PNC	RRP ex VAT	RRP inc VAT
45cm / 18"	970 54 99-18		



445 Mark II

UPDATED



Good all-round saw ideal for cutting small to medium diameter timber, firewood and farm and estate maintenance.

- X-Torq®
- Low Vib®
- Combined choke / stop control
- Air Injection™
- Smart Start®
- Flip-up filler caps

Displacement	Power output	Vibration levels F/R	Weight
45.7cm ³	2.1kW / 2.8hp	31 / 4.9m/s ²	4.9kg
Bar length	Order PNC	RRP ex VAT	RRP inc VAT
45cm / 18"	970 55 87-38		

REPLACEMENT CUTTING EQUIPMENT

Model	435 II / 440 II	445 II / 450 II	455 Rancher
Bar	37cm / 15"	45cm / 18"	45cm / 18"
PNC	582 07 53-64	582 07 53-72	582 08 69-72
Ex VAT			
Inc VAT			
Chain	37cm / 15"	45cm / 18"	45cm / 18"
PNC	581 64 31-64	581 64 31-72	501 84 04-72
Ex VAT			
Inc VAT			

Technical			
Drive Links	64	72	72
Pitch	0.325"		0.325"
Gauge	1.3mm / .050"		1.5mm / .058"
Type	X-CUT™ SP33G		H25
Cutter	Pixel - Semi chisel		Semi chisel
File Size	4.8mm / 3/16"		4.8mm / 3/16"

File Kit			
PNC	586 93 34-01		505 69 81-25
Ex VAT			
Inc VAT			

450 Mark II

UPDATED



Powerful all-round saw ideal for cutting small and medium diameter timber, firewood and farm and estate maintenance.

- X-Torq®
- Low Vib®
- Combined choke / stop control
- Air Injection™
- Smart Start®
- Flip-up filler caps

Displacement	Power output	Vibration levels F/R	Weight
50.2cm ³	2.4kW / 3.2hp	31 / 4.9m/s ²	4.9kg
Bar length	Order PNC	RRP ex VAT	RRP inc VAT
45cm / 18"	970 55 93-38		

Model	340i
Bar	35cm / 14"
PNC	501 95 92-52
Ex VAT	
Inc VAT	
Chain	35cm / 14"
PNC	585 40 42-52
Ex VAT	
Inc VAT	

Technical	
Drive Links	52
Pitch	3/8"
Gauge	1.3mm / .050"
Type	X-CUT™ S93G
Cutter	Semi chisel low kick back
File Size	4.0mm / 5/32"

File Kit	
PNC	587 80 67-01
Ex VAT	
Inc VAT	



FULL-TIME USE



Powerful chainsaws for frequent professional use. All saws feature magnesium crankcases and a 3 piece forged crankshaft for maximum durability. The 500 series models are packed with the latest technology optimising performance and productivity.

Ideal for applications including:

- Forestry
- Logging
- Horticulture
- Agriculture

545 II



Latest generation powerful, compact and fuel efficient chainsaw ideal for contractors and landscapers working with small to medium diameter timber.

- X-Torq®
- Low Vib®
- Smart Start®
- Air Injection™
- Autotune™ II
- Combined choke / stop control

Displacement	Power output	Vibration levels F/R	Weight
50.1cm ³	2.7kW / 3.65hp	3.7 / 3.6m/s ²	5.3kg
Bar length	Order PNC	RRP ex VAT	RRP inc VAT
37cm / 15"	967 69 06-15		

555



Powerful and fuel efficient chainsaw ideal for contractors and landscapers working with medium diameter timber.

- X-Torq®
- Low Vib®
- Smart Start®
- Air Injection™
- Autotune™
- Combined choke / stop control

Displacement	Power output	Vibration levels F/R	Weight
59.8cm ³	3.1kW / 4.2hp	3.2 / 5.0m/s ²	5.9kg
Bar length	Order PNC	RRP ex VAT	RRP inc VAT
45cm / 18"	970 50 12-18		

565



Latest generation chainsaw, combining excellent ergonomics, durability, reliability with high power output, ideally suited for logging applications.

- X-Torq®
- Low Vib®
- Smart Start®
- Air Injection™
- Autotune™ II
- Combined choke / stop control

Displacement	Power output	Vibration levels F/R	Weight
70.6cm ³	3.7kW / 5.0hp	5.2 / 5.3m/s ²	6.5kg
Bar length	Order PNC	RRP ex VAT	RRP inc VAT
45cm / 18"	966 73 39-18		
50cm / 20"	966 73 39-20		



585

NEW



A powerful, robust and durable chainsaw that's easy to manoeuvre even in tough conditions.

- X-Torq®
- State-of-the-art filtration system
- Flip-up filler cap
- Air Injection™
- Autotune™ 3.0
- Fast acceleration

Displacement	Power output	Vibration levels F/R	Weight
86cm ³	5.1kW / 6.9hp	6.6 / 5.3m/s ²	7.5kg
Bar length	Order PNC	RRP ex VAT	RRP inc VAT
50cm / 20"	970 49 30-20		
60cm / 24"	970 49 30-24		
71cm / 28"	970 49 30-28		

REPLACEMENT CUTTING EQUIPMENT			
Model	565		
Bar	45cm / 18"	50cm / 20"	
PNC	585 95 08-68	585 95 08-72	
Ex VAT			
Inc VAT			
Chain	45cm / 18"	50cm / 20"	
PNC	581 62 66-68	581 62 66-72	
Ex VAT			
INC VAT			
Technical			
Drive Links	68	72	
Pitch	3/8"		
Gauge	1.5mm / .058"		
Type	X-CUT™ C85		
Cutter	Chisel		
File Size	5.5mm / 7/32"		
File Kit			
PNC	586 93 85-01		
Ex VAT			
Inc VAT			

REPLACEMENT CUTTING EQUIPMENT		
Model	545	555
Bar	37cm / 15"	45cm / 18"
PNC	582 08 69-64	582 08 69-72
Ex VAT		
Inc VAT		
Chain	37cm / 15"	45cm / 18"
PNC	501 84 04-64	501 84 04-72
Ex VAT		
Inc VAT		
Technical		
Drive Links	64	72
Pitch	0.325"	
Gauge	1.5mm / .058"	
Type	H25	
Cutter	Semi chisel	
File Size	4.8mm / 3/16"	
File Kit		
PNC	505 69 81-25	
Ex VAT		
Inc VAT		

Model	585		
Bar	50cm / 20"	60cm / 24"	71cm / 28"
PNC	585 95 08-72	596 69 11-84	596 69 11-92
Ex VAT			
Inc VAT			
Chain	50cm / 20"	60cm / 24"	71cm / 28"
PNC	581 62 66-72	581 62 66-84	581 62 66-92
Ex VAT			
INC VAT			
Technical			
Drive Links	72	84	92
Pitch	3/8"		
Gauge	1.5mm / .058"		
Type	X-CUT™ C85		
Cutter	Chisel		
File Size	5.5mm / 7/32"		
File Kit			
PNC	586 93 85-01		
Ex VAT			
Inc VAT			

HUSQVARNA RECOMMEND
 Technical Robust Trousers. Page 277





FULL-TIME USE



Our most technically advanced range of chainsaws designed for full-time intensive use in the most demanding conditions. The XP® range are developed solely to maximise your performance offering excellent power to weight ratio, class leading ergonomics and innovative solutions which optimise performance without compromise.

Ideal for applications including:

- Professional forestry
- Logging
- Arboriculture

535i XP®



Professional battery powered chainsaw offering petrol performance with maximum ease of use. Low noise, ideal for use in noise sensitive areas.

- X-CUT™ SP21G chain
- Low noise
- Captive bar nut
- Keypad with savE™
- 20m/s chain speed
- Weatherproof (IPX4)

Voltage	Motor type	Vibration levels F/R	Weight
36V Li-ion	BLDC Brushless	2.5 / 2.8m/s ²	2.6kg (excl. battery)
Model	Order PNC	RRP ex VAT	RRP inc VAT

Unit only - 35cm / 14" 967 89 38-14

Unit + BLi200 & QC330 (recommended)

540i XP®



High performance professional battery powered chainsaw with high chain speed and maximum ease of use. Low noise, ideal for use in noise sensitive areas.

- X-CUT™ SP21G chain
- Low noise
- 40cm³ petrol performance
- LED keypad with savE™
- Slim body
- Weatherproof (IPX4)

Voltage	Motor type	Vibration levels F/R	Weight
36V Li-ion	BLDC Brushless	3.6 / 3.7m/s ²	2.9kg (excl. battery)
Model	Order PNC	RRP ex VAT	RRP inc VAT

Unit only - 35cm / 14" 967 86 40-14

Unit only - 40cm / 16" 967 86 40-16

WORKING TIME ON ONE CHARGE	535i XP®		540i XP®	
	PRUNING	LOG CUT	PRUNING	LOG CUT



	BLi200 / X*	1 h 15 min	30 min	1 h 15 min	30 min
	BLi300	2 h 15 min	1 h	2 h 15 min	1 h

*BLi200X or BLi300 should be used with 540i XP®

550 XP® II / 550 XP® G II



Latest generation high performance compact XP saw offering excellent ergonomics, ideal for forestry and arb applications.

- X-Torq®
- Low Vib®
- Heated handles available
- Air Injection™
- Autotune™ II

Displacement	Power output	Vibration levels F/R	Weight
501cm ³	3.0kW / 4.1hp	4.4 / 4.1m/s ²	5.3 / 5.5kg
Bar length	Order PNC	RRP ex VAT	RRP inc VAT
550 XP® II - 33cm / 13"	967 69 08-13		
550 XP® II - 37cm / 15"	967 69 08-15		
550 XP® II - 45cm / 18"	967 69 08-18		
550 XP®G II - 33cm / 13"	967 69 09-13		
550 XP®G II - 37cm / 15"	967 69 09-15		
550 XP®G II - 45cm / 18"	967 69 09-18		

REPLACEMENT CUTTING EQUIPMENT

Model	535i XP® / 540i XP®		
Bar	30cm / 12"	35cm / 14"	40cm / 16"
PNC	593 91 43-51	593 91 43-59	593 91 43-64
Ex VAT			
Inc VAT			
Chain	30cm / 12"	35cm / 14"	40cm / 16"
PNC	593 91 41-51	593 91 41-59	593 91 41-64
Ex VAT			
Inc VAT			

Technical			
Drive Links	51	59	64
Pitch	0.325" Mini		
Gauge	1.1mm / .043"		
Type	X-CUT™ SP21G		
Cutter	Semi chisel Mini		
File Size	4.0mm / 5/32"		

File Kit	
PNC	595 00 46-01
Ex VAT	
Inc VAT	

Model	550 XP® / XP® G		
Bar	33cm / 13"	37cm / 15"	45cm / 18"
PNC	582 08 69-56	582 08 69-64	582 08 69-72
Ex VAT			
Inc VAT			

Chain	33cm / 13"	37cm / 15"	45cm / 18"
PNC	501 84 04-56	501 84 04-64	501 84 04-72
Ex VAT			
Inc VAT			

Technical			
Drive Links	56	64	72
Pitch	0.325"		
Gauge	1.5mm / .058"		
Type	H25		
Cutter	Semi chisel		
File Size	4.8mm / 3/16"		

File Kit	
PNC	505 69 81-25
Ex VAT	
Inc VAT	

HUSQVARNA RECOMMEND

XP® Power 2 Fuel



There is no better fuel for your Husqvarna product than our alkylate fuel manufactured to unique Husqvarna specifications. XP® Power 2 is mixed with exactly 2% of our XP® 2-stroke oil giving you a cleaner, cooler and healthier engine. Read more on pages 290 - 291.



FULL-TIME USE



Our most technically advanced range of chainsaws designed for full-time intensive use in the most demanding conditions. The XP® range are developed solely to maximise your performance offering excellent power to weight ratio, class leading ergonomics and innovative solutions which optimise performance without compromise.

Ideal for applications including:

- Professional forestry
- Logging
- Arboriculture

560 XP®



Advanced high performance mid range XP saw offering excellent ergonomics and a number of innovative features for maximising output. Ideal for forestry applications.

- X-Torq®
- Low Vib®
- RevBoost™
- Air Injection™
- Autotune™
- Smart Start®

Displacement	Power output	Vibration levels F/R	Weight
59.8cm ³	3.5kW / 4.8hp	4.4 / 5.3m/s ²	5.9kg
Bar length	Order PNC	RRP ex VAT	RRP inc VAT
37cm / 15"	970 50 17-15		
45cm / 18"	970 50 17-18		

560 XP® G



Advanced high performance mid range XP saw offering excellent ergonomics and a number of innovative features for maximising output. Ideal for forestry applications.

- X-Torq®
- Low Vib®
- RevBoost™
- Air Injection™
- Autotune™
- Heated Handles

Displacement	Power output	Vibration levels F/R	Weight
59.8cm ³	3.5kW / 4.8hp	4.4 / 5.3m/s ²	6.1kg
Bar length	Order PNC	RRP ex VAT	RRP inc VAT
37cm / 15"	970 50 19-15		
45cm / 18"	970 50 19-18		

562 XP®



Advanced high performance mid range XP saw offering excellent ergonomics, features high capacity air filter and 3/8" large barge mount. Ideal for forestry & arb applications.

- X-Torq®
- Low Vib®
- 3/8" large bar mount
- Air Injection™
- Autotune™

Displacement	Power output	Vibration levels F/R	Weight
59.8cm ³	3.5kW / 4.8hp	3.2 / 5.0m/s ²	6.1kg
Bar length	Order PNC	RRP ex VAT	RRP inc VAT
45cm / 18"	970 50 20-18		



562 XP® G



Advanced high performance mid range XP saw offering excellent ergonomics, features high capacity air filter and 3/8" large barge mount. Ideal for forestry & arb applications.

- X-Torq®
- Low Vib®
- 3/8" large bar mount
- Air Injection™
- Autotune™
- Heated Handles

Displacement	Power output	Vibration levels F/R	Weight
59.8cm ³	3.5kW / 4.8hp	3.2 / 5.0m/s ²	6.3kg
Bar length	Order PNC	RRP ex VAT	RRP inc VAT
45cm / 18"	970 50 22-18		

572 XP®



Latest generation chainsaw, combining excellent ergonomics, durability, reliability with high power output, ideally suited for professional forestry and arboriculture.

- X-Torq®
- Low Vib®
- Soft cut out system
- Air Injection™
- Autotune™ II

Displacement	Power output	Vibration levels F/R	Weight
70.6cm ³	4.3kW / 5.85hp	5.0 / 4.1m/s ²	6.6kg
Bar length	Order PNC	RRP ex VAT	RRP inc VAT
45cm / 18"	966 73 31-18		
50cm / 20"	966 73 31-20		
60cm / 24"	966 73 31-44		
71cm / 28"	966 73 31-48		

572 XP® G



Latest generation chainsaw, combining excellent ergonomics, durability, reliability with high power output, ideally suited for professional forestry and arboriculture.

- X-Torq®
- Low Vib®
- Soft cut out system
- Air Injection™
- Autotune™ II
- Heated Handles

Displacement	Power output	Vibration levels F/R	Weight
70.6cm ³	4.3kW / 5.85hp	5.0 / 4.1m/s ²	6.8kg
Bar length	Order PNC	RRP ex VAT	RRP inc VAT
45cm / 18"	966 73 34-18		
50cm / 20"	966 73 34-20		
60cm / 24"	966 73 34-44		

REPLACEMENT CUTTING EQUIPMENT

Model	560 XP® / XP® G		
Bar	33cm / 13"	37cm / 15"	45cm / 18"
PNC	582 08 69-56	582 08 69-64	582 08 69-72
Ex VAT			
Inc VAT			
Chain	33cm / 13"	37cm / 15"	45cm / 18"
PNC	501 84 04-56	501 84 04-64	501 84 04-72
Ex VAT			
Inc VAT			
Technical			
Drive Links	56	64	72
Pitch	0.325"		
Gauge	1.5mm / .058"		
Type	H25		
Cutter	Semi chisel		
File Size	4.8mm / 3/16"		
File Kit			
PNC	505 69 81-25		
Ex VAT			
Inc VAT			

Model	562 / 572 XP® / XP® G		
Bar	45cm / 18"	50cm / 20"	60cm / 24" RSN
PNC	585 95 08-68	585 95 08-72	596 69 11-84
Ex VAT			
Inc VAT			
Chain	45cm / 18"	50cm / 20"	60cm / 24"
PNC	581 62 66-68	581 62 66-72	581 62 66-84
Ex VAT			
Inc VAT			
Technical			
Drive Links	68	72	84
Pitch	3/8"		
Gauge	1.5mm / .058"		
Type	X-CUT™ C85		
Cutter	Chisel		
File Size	5.5mm / 7/32"		
File Kit			
PNC	586 93 85-01		
Ex VAT			
Inc VAT			

HUSQVARNA RECOMMEND

XP® Power 2 Fuel



There is no better fuel for your Husqvarna product than our alkylate fuel manufactured to unique Husqvarna specifications. XP® Power 2 is mixed with exactly 2% of our XP® 2-stroke oil giving you a cleaner, cooler and healthier engine. Read more on pages 290 - 291.

FULL-TIME USE



Our most technically advanced range of chainsaws designed for full-time intensive use in the most demanding conditions. The XP® range are developed solely to maximise your performance offering excellent power to weight ratio, class leading ergonomics and innovative solutions which optimise performance without compromise.

Ideal for applications including:

- Professional forestry
- Logging
- Arboriculture

592 XP®

NEW



Developed for professional forestry and tree care workers who demand the best in heavy-duty performance, reliable operation, and well-balanced manoeuvrability.

- X-Torq®
- Low Vib®
- Flip-up filler cap
- Air Injection™
- Autotune™ 3.0

Displacement	Power output	Vibration levels F/R	Weight
92.7cm ³	5.6kW / 7.6hp	6.6 / 5.3m/s ²	7.4kg
Bar length	Order PNC	RRP ex VAT	RRP inc VAT
50cm / 20"	970 49 31-30		
60cm / 24"	970 49 31-24		
71cm / 28"	970 49 31-28		

592 XP® G

NEW



Developed for professional forestry and tree care workers who demand the best in heavy-duty performance, reliable operation, and well-balanced manoeuvrability.

- X-Torq®
- Low Vib®
- Flip-up filler cap
- Air Injection™
- Autotune™ 3.0
- Heated Handles

Displacement	Power output	Vibration levels F/R	Weight
92.7cm ³	5.6kW / 7.6hp	6.6 / 5.3m/s ²	7.6kg
Bar length	Order PNC	RRP ex VAT	RRP inc VAT
50cm / 20"	970 49 34-50		
60cm / 24"	970 49 34-54		
71cm / 28"	970 49 34-58		

HUSQVARNA RECOMMEND

XP® Power 2 Fuel



There is no better fuel for your Husqvarna product than our alkylate fuel manufactured to unique Husqvarna specifications. XP® Power 2 is mixed with exactly 2% of our XP® 2-stroke oil giving you a cleaner, cooler and healthier engine. Read more on pages 290 - 291.

REPLACEMENT CUTTING EQUIPMENT

Model	592 XP® / XP® G		
Bar	50cm / 20"	60cm / 24"	71cm / 28"
PNC	599 65 66-72	599 65 66-84	599 65 66-92
Ex VAT			
Inc VAT			
Chain	50cm / 20"	60cm / 24"	71cm / 28"
PNC	581 62 66-72	581 62 66-84	581 62 66-92
Ex VAT			
Inc VAT			
Technical			
Drive Links	72	84	92
Pitch	3 / 8		
Gauge	1.5mm / .058"		
Type	X-CUT™ C85		
Cutter	Chisel		
File Size	5.5mm / 7/32"		
File Kit			
PNC	586 93 85-01		
Ex VAT			
Inc VAT			





FULL-TIME USE



Specialist arborist chainsaws designed for professional use only. The XP® range are developed solely to maximise your performance offering excellent power to weight ratio, class leading ergonomics and innovative solutions which optimise performance without compromise.

Ideal for applications including:

- **Arboriculture**
- **Utilities maintenance**

T525



Powerful, low weight and compact petrol arborist chainsaw ideal for lighter arboriculture tasks including pruning.

- X-Torc®
- Low Vib®
- Flip-up filler cap
- Air Injection™
- Secondary eyelet
- 1/4" carving bar

Displacement	Power output	Vibration levels F/R	Weight
27cm ³	11kW / 1.5hp	4.9 / 5.2m/s ²	2.7kg
Bar length	Order PNC	RRP ex VAT	RRP inc VAT
25cm / 10"	967 63 33-11		

T535i XP®



Battery powered arborist chainsaw offering petrol equivalent chainspeed. Low noise level and weatherproof (IPX4) make it ideal in noise sensitive areas.

- X-CUT™ SP21G chain
- Low noise
- 20m/s chain speed
- Keypad with savE™
- Secondary eyelet
- Weatherproof (IPX4)

Voltage	Motor type	Vibration levels F/R	Weight
36V Li-ion	BLDC Brushless	2.0 / 2.4m/s ²	2.4kg (excl. battery)
Model	Order PNC	RRP ex VAT	RRP inc VAT
Unit Only - 30cm / 12"	967 89 39-12		
Unit + BLi200 & QC330 (recommended)			

WORKING TIME ON ONE CHARGE	T535i XP®	T540i XP®
	PRUNING	



	BLi100	1 h 30 min	1 h 30 min
	BLi200 / X*	3 h	3 h
	BLi300	5 h 30 min	5 h 30 min

* BLi200X or BLi300 should be used with T540i XP®

T540 XP® II



Ultimate arborist chainsaw with excellent power to weight ratio designed for full time use by arboriculture and utility professionals.

- X-Torq®
- Low Vib®
- Customisable top handle
- Air Injection™
- AutoTune™
- Secondary eyelet

Displacement	Power output	Vibration levels F/R	Weight
377cm ³	1.8kW / 2.4hp	3.5 / 4.2m/s ²	3.9kg
Bar length	Order PNC	RRP ex VAT	RRP inc VAT
30cm / 12"	970 48 39-12		
35cm / 14"	970 48 39-14		

T540i XP®



High performance battery powered arborist chainsaw offering high chainspeed. Low noise level and weatherproof (IPX4) make it ideal in noise sensitive areas.

- X-CUT™ SP21G chain
- Low noise
- 40cm³ petrol performance
- LED keypad with saveE™
- Secondary eyelet
- Weatherproof (IPX4)

Voltage	Motor type	Vibration levels F/R	Weight
36V Li-ion	BLDC Brushless	2.1 / 3.4m/s ²	2.5kg (excl. battery)
Model	Order PNC	RRP ex VAT	RRP inc VAT
Unit Only - 30cm / 12"	967 86 37-12		
Unit Only - 35cm / 14"	967 86 37-14		

REPLACEMENT CUTTING EQUIPMENT

Model	T525	T535i XP®	T 540 XP® II (2021 and before)	T540 XP® II (2022 onwards)
Bar	25cm / 10"	30cm / 12"	30cm / 12"	30cm / 12"
PNC	587 39 44-60	593 91 43-51	582 20 76-45	593 91 43-51
Ex VAT				
Inc VAT				
Chain	25cm / 10"	30cm / 12"	30cm / 12"	30cm / 12"
PNC	501 84 40-60	593 91 41-51	585 40 42-45	593 91 41-51
Ex VAT				
Inc VAT				
Technical				
Drive Links	60	51	45	51
Pitch	1/4"	0.325" Mini	3/8"	0.325" Mini
Gauge	1.3mm / .050"	1.1mm / .043"	1.3mm / .050"	1.1mm / .043"
Type	H00	X-CUT™ SP21G	X-CUT™ SP93G	X-CUT™ SP21G
Cutter	Micro chisel	Semi chisel Mini	Semi chisel low kick back	Semi chisel Mini
File Size	4.0mm / 5/32"	4.0mm / 5/32"	4.0mm / 5/32"	4.0mm / 5/32"
File Kit				
PNC	580 68 75-01	595 00 46-01	587 80 67-01	587 80 67-01
Ex VAT				
Inc VAT				

Model	T540 XP® II (2021 and before)	T540 XP® II (2022 onwards)	T 540i XP®	
Bar	35cm / 14"	35cm / 14"	30cm / 12"	35cm / 14"
PNC	582 20 76-52	593 91 43-59	593 91 43-51	593 91 43-59
Ex VAT				
Inc VAT				
Chain	35cm / 14"	35cm / 14"	30cm / 12"	35cm / 14"
PNC	585 40 42-52	593 91 41-59	593 91 41-51	593 91 41-59
Ex VAT				
Inc VAT				
Technical				
Drive Links	52	59	51	59
Pitch	3/8"	0.325" Mini	0.325" Mini	
Gauge	1.3mm / .050"	1.1mm / .043"	1.1mm / .043"	
Type	X-CUT™ S93G	X-CUT™ SP21G	X-CUT™ SP21G	
Cutter	Semi chisel low kick back	Semi chisel mini	Semi chisel mini	
File Size	4.0mm / 5/32"	4.0mm / 5/32"	4.0mm / 5/32"	
File Kit				
PNC	587 80 67-01	587 80 67-01	595 00 46-01	
Ex VAT				
Inc VAT				

“The T540i XP® has meant I get all the benefits of using battery products but with the added bonus of more power and cutting capacity to deal with larger diameter timber. I have been very impressed with this chainsaw and believe this is a game changer for the Arb industry.”

Josephine Hedger - H-TEAM Ambassador





FULL-TIME USE



Specialist professional pole saws designed for the pruning and thinning of trees or cutting back thick tall hedges from the ground. Fixed length versions designed for applications where a shorter length is required and telescopic versions for maximum reach.

Ideal for applications including:

- Forestry
- Arboriculture
- Horticulture
- Utilities maintenance
- Agriculture

530iP4



Robust fixed length battery pole saw designed for professional use. Lightweight and well balanced with petrol equivalent performance. Weatherproof (IPX4).

- 20m/s chain speed
- Fixed length
- Low noise
- Keypad with savE™
- 250cm length
- Slimline cutting head

Voltage	Motor type	Vibration levels F/R	Weight
36V Li-ion	BLDC Brushless	1.0 / 0.9m/s ²	3.4kg (excl. battery)
Model	Order PNC	RRP ex VAT	RRP inc VAT

Unit only - 25cm / 10" 967 88 47-10
Unit + BLi200 & QC330 (recommended)

530iPT5



Robust telescopic pole saw designed for professional use. Lightweight and well balanced with petrol equivalent performance. Weatherproof (IPX4).

- 20m/s chain speed
- Telescopic
- Low noise
- Keypad with savE™
- 293 - 400cm length
- Slimline cutting head

Voltage	Motor type	Vibration levels F/R	Weight
36V Li-ion	BLDC Brushless	1.0 / 1.2m/s ²	50kg (excl. battery)
Model	Order PNC	RRP ex VAT	RRP inc VAT

Unit only - 25cm / 10" 967 88 48-10
Unit + BLi200 & QC330 (recommended)

WORKING TIME ON ONE CHARGE

530iP4 / 530iPT5

PRUNING

	BLi100	50 min
	BLi200 / X	2 h
	BLi300	3 h 30 min
	BLi950X	11 h 30 min

525P4S



Robust fixed length petrol pole saw designed for professional use. Lightweight and well balanced.

- X-Torq®
- Smart Start®
- 240cm length
- Low Vib®
- Fixed length

Displacement	Power output	Vibration levels F/R	Weight
25.4cm ³	1.0kW / 1.3hp	2.9 / 3.2m/s ²	5.3kg
Bar length	Order PNC	RRP ex VAT	RRP inc VAT
30cm / 12"	967 32 94-01		

525PT5S



Robust telescopic petrol pole saw designed for professional use. Lightweight and well balanced.

- X-Torq®
- Smart Start®
- 280 - 397cm length
- Low Vib®
- Telescopic
- Slimline cutting head

Displacement	Power output	Vibration levels F/R	Weight
25.4cm ³	1.0kW / 1.3hp	6.3 / 5.3m/s ²	7.0kg
Bar length	Order PNC	RRP ex VAT	RRP inc VAT
25cm / 10"	967 32 96-01		

REPLACEMENT CUTTING EQUIPMENT

Model	525P4S	530iP4 / 530iPT5 / 525PT5S
Bar	30cm / 12"	25cm / 10"
PNC	501 95 92-45	575 84 22-58
Ex VAT		
Inc VAT		
Chain	30cm / 12"	25cm / 10"
PNC	585 40 42-45	501 84 40-58
Ex VAT		
Inc VAT		
Technical		
Drive Links	45	58
Pitch	3/8"	1/4"
Gauge	1.3mm / .050"	1.3mm / .050"
Type	X-CUT™ S93G	H00
Cutter	Semi chisel	Micro chisel
File Size	4.0mm / 5/32"	4.0mm / 5/32"
File Kit		
PNC	587 80 67-01	580 68 75-01
Ex VAT		
Inc VAT		

HUSQVARNA RECOMMEND

Working in wet conditions. Husqvarna rain clothing. Page 281



HUSQVARNA RECOMMEND

XP® Power 2 Fuel



There is no better fuel for your Husqvarna product than our alkylate fuel manufactured to unique Husqvarna specifications. XP® Power 2 is mixed with exactly 2% of our XP® 2-stroke oil giving you a cleaner, cooler and healthier engine. Read more on pages 290 - 291.



TECHNICAL SPECIFICATIONS

	120 II	130	135 II	435 II	440 II	445 II	450 II
TECHNICAL SPECIFICATIONS							
Cylinder displacement, cm ³	38.2	38.2	38.2	40.9	40.9	45.7	50.2
Power output, kW	1.4	1.5	1.6	1.6	1.8	2.1	2.4
Sound pressure level at operators ear, dB(A)*	101	102	102	102	102	103	104
Sound power level guaranteed (LWA) dB(A)**	113	116	116	114	114	114	115
Equivalent vibration level (ahv, eq) front /rear handle, m/s ² ***	2.1/2.7	3.7/3.5	3.7/3.5	3.8/4.2	3.8/4.2	1.9/4.9	3.1/4.9
Chain pitch, inch	3/8 mini	3/8 mini	3/8 mini	.325	.325	.325	.325
Recommended bar length, min-max, cm/inch	35 / 14	35 / 14	35 / 14	37 / 15	37 / 15	45 / 18	45 / 18
Weight (excl. cutting equipment), kg	4.85	4.7	4.7	4.2	4.3	4.9	4.9
FEATURES							
Adjustable oil pump	—	—	—	—	—	—	—
Air Injection™	●	●	●	●	●	●	●
AutoTune™	—	—	—	—	—	—	—
Combined choke /stop control	●	●	●	●	●	●	●
Fuel pump	●	●	●	●	●	●	●
Heated carburettor	—	—	—	—	—	—	—
Heated handles	—	—	—	—	—	—	—
Inertia chain brake	●	●	●	●	●	●	●
Low Vib®	●	●	●	●	●	●	●
Magnesium crankcase	—	—	—	—	—	—	—
Quick release air filter cover	—	●	●	●	●	●	●
Quick-release air filter	—	—	●	●	●	●	●
Retained bar nuts	—	—	—	—	—	—	—
RevBoost™	—	—	—	—	—	—	—
Side-mounted chain tensioner	—	—	●	●	●	●	●
Smart Start®	—	—	●	—	●	●	●
Snap-lock cylinder cover	—	—	—	●	●	●	●
Tool-less chain tensioning	—	—	—	—	—	—	—
TrioBrake™	—	—	—	—	—	—	—
Visible fuel level	—	—	—	●	●	●	●
X-Torq® engine	●	●	●	●	●	●	●

● = Available ● = Accessory — = Not available *Equivalent sound pressure level, according to ISO 22868, is calculated as the time-weighted energy total for different sound pressure levels under various working conditions. Typical statistical dispersion for equivalent sound pressure level is a standard deviation of 1 dB (A). **Noise emissions in the environment measured as sound power (LWA) in conformity with EC directive 2000/14/EC. The guaranteed sound power level includes variation in production as well as variation from the test code with 1-3 dB(A). ***Equivalent vibration level, according to ISO 22867, is calculated as the time-weighted energy total for vibration levels under various working conditions. Reported data for equivalent vibration level has a typical statistical dispersion (standard deviation) of 1 m/s².

NOMINAL POWER A new machinery directive (2006/42/EC) came into force on January 1, 2010, requiring manufacturers to declare the nominal power of engines, in kilowatts (kW). The power rating of the engines indicated is the average net power output during a normal working situations and meets applicable noise regulations (at specified rpm, see owner manual) of a typical production engine for the engine model measured to SAE standard J 1349/ISO 1585. Mass production engines may differ from this value. Actual power output for the engine installed in the final machine will depend on the operating speed, environmental conditions and other variables.



	455 Rancher	545 II	555	565	585	550 XP® II	550 XP® G II	560 XP®	560 XP®G
	555	501	598	706	86	50.1	50.1	59.8	59.8
	26	27	3.1	3.7	5.1	30	30	35	35
	104	106	106	105	112	107	107	106	106
	114	116	118	119	119	117	117	118	118
	38/6.9	3.7/3.6	3.2/5.0	5.2/5.3	6.6/5.3	4.4/4.1	4.4/4.1	4.4/5.3	4.4/5.3
	.325	.325	.325/3/8	3/8	3/8	.325	.325	.325/3/8	.325/3/8
	45 / 18	33-45/13-18	33-45/13-18	45-70/18-28	45-90/18-36	33-45/13-18	33-45/13-18	33-50/13-20	33-50/13-20
	5.9	5.3	5.9	6.5	7.5	5.3	5.5	5.9	6.1
	●	●	●	●	●	●	●	●	●
	●	●	●	●	●	●	●	●	●
	—	●	●	●	—	●	●	●	●
	●	●	●	●	●	●	●	●	●
	●	●	●	●	●	●	●	●	●
	—	—	—	—	—	—	●	—	●
	—	—	—	—	—	—	●	—	●
	●	●	●	●	●	●	●	●	●
	●	●	●	●	●	●	●	●	●
	—	●	●	●	●	●	●	●	●
	●	●	●	●	●	●	●	●	●
	●	●	●	●	●	●	●	●	●
	—	●	●	●	●	●	●	●	●
	—	—	—	—	—	—	—	—	—
	—	—	—	—	—	—	—	—	—
	—	—	—	—	—	—	—	—	—
	●	●	●	●	●	●	●	●	●
	●	●	●	●	●	●	●	●	●





TECHNICAL SPECIFICATIONS

	562 XP® / XP G®	572 XP®	572 XP G®	592 XP / XP G®
TECHNICAL SPECIFICATIONS				
Cylinder displacement, cm ³	59.8	70.6	70.6	92.7
Power output, kW	3.5	4.3	4.3	5.6
Sound pressure level at operators ear, dB(A)*	106	107	107	112
Sound power level guaranteed (LWA) dB(A)**	118	120	120	119
Equivalent vibration level (ahv, eq) front /rear handle, m/s ² ***	3.2/5.0	5.0/4.1	5.0/4.1	6.6/5.3
Chain pitch, inch	3/8	3/8	3/8	3/8
Recommended bar length, min-max, cm/inch	37-70/15-28	37-70/15-28	37-70/15-28	45-90/18-36
Weight (excl. cutting equipment), kg	6.1/6.3	6.6	6.8	7.4/7.6
FEATURES				
Adjustable oil pump	●	●	●	●
Air Injection™	●	●	●	●
AutoTune™	●	●	●	●
Combined choke /stop control	●	●	●	●
Fuel pump	●	●	●	●
Heated carburettor	— /●	—	●	— /●
Heated handles	— /●	—	●	— /●
Inertia chain brake	●	●	●	●
Low Vib®	●	●	●	●
Magnesium crankcase	●	●	●	●
Quick release air filter cover	●	●	●	●
Quick-release air filter	●	●	●	●
Retained bar nuts	●	●	●	●
RevBoost™	●	—	—	—
Side-mounted chain tensioner	●	●	●	●
Smart Start®	●	●	●	●
Snap-lock cylinder cover	●	●	●	●
Tool-less chain tensioning	—	—	—	—
TrioBrake™	—	—	—	—
Visible fuel level	●	●	●	●
X-Torq® engine	●	●	●	●

● = Available (●) = Accessory — = Not available *Equivalent sound pressure level, according to ISO 22868, is calculated as the time-weighted energy total for different sound pressure levels under various working conditions. Typical statistical dispersion for equivalent sound pressure level is a standard deviation of 1 dB (A). **Noise emissions in the environment measured as sound power (LWA) in conformity with EC directive 2000/14/EC. The guaranteed sound power level includes variation in production as well as variation from the test code with 1-3 dB(A). ***Equivalent vibration level, according to ISO 22867, is calculated as the time-weighted energy total for vibration levels under various working conditions. Reported data for equivalent vibration level has a typical statistical dispersion (standard deviation) of 1 m/s².

! ALWAYS USE GENUINE HUSQVARNA LUBRICANTS AND SPARE PARTS FOR YOUR CHAINSAW

These high quality spare parts and lubricants are developed to facilitate the care and maintenance of your Husqvarna equipment and enable trouble-free operation and storage. Husqvarna recommend regular service done by qualified technicians using only Genuine Husqvarna original or recommended spare parts. This will support the product's performance and lifetime. See your owner's manual or consult your Authorised Husqvarna dealer if any uncertainty occurs.

NOMINAL POWER A new machinery directive (2006/42/EC) came into force on January 1, 2010, requiring manufacturers to declare the nominal power of engines, in kilowatts (kW). The power rating of the engines indicated is the average net power output during a normal working situations and meets applicable noise regulations (at specified rpm, see owner manual) of a typical production engine for the engine model measured to SAE standard J 1349/ISO 1585. Mass production engines may differ from this value. Actual power output for the engine installed in the final machine will depend on the operating speed, environmental conditions and other variables.



TOP HANDLE CHAINSAW	T525	T540 XP II
TECHNICAL SPECIFICATIONS		
Cylinder displacement, cm ³	27.0	37.7
Power output, kW	1.1	1.8
Sound pressure level at operators ear, dB(A)*	98	104.0
Sound power level guaranteed (LWA) dB(A)**	111	116
Equivalent vibration level (ahv, eq) front/rear handle, m/s ² ***	4.9/5.2	3.5 / 4.2
Chain pitch, inch	1/4	3/8
Recommended bar length, min-max, cm/inch	25/10	30-35/12-14
Weight (excl. cutting equipment), kg	2.7	3.9
FEATURES		
Adjustable oil pump	●	●
Air Injection™	●	●
AutoTune™	—	●
Fuel pump	●	●
Horizontal rope eye let	●	●
Inertia chain brake	●	●
Low Vib®	●	●
Magnesium crankcase	—	●
Quick release air filter cover	●	●
Quick-release air filter	●	●
Visible fuel level	●	●
X-Torq® engine	●	●

● = Available (●) = Accessory — = Not available *Equivalent sound pressure level, according to ISO 22868, is calculated as the time-weighted energy total for different sound pressure levels under various working conditions. Typical statistical dispersion for equivalent sound pressure level is a standard deviation of 1 dB (A). **Noise emissions in the environment measured as sound power (LWA) in conformity with EC directive 2000/14/EC. The guaranteed sound power level includes variation in production as well as variation from the test code with 1-3 dB(A). ***Equivalent vibration level, according to ISO 22867, is calculated as the time-weighted energy total for vibration levels under various working conditions. Reported data for equivalent vibration level has a typical statistical dispersion (standard deviation) of 1 m/s².

ELECTRIC CHAINSAW	420EL
TECHNICAL SPECIFICATIONS	
Voltage, V	230
Power rating, W	2000
Vibrations front/rear handle (ahv, eq), m/s ² *	5.2 / 3.9
Weight (excl. cutting equipment and cable), kg	4.7
Chain pitch, inch	3/8"
Recommended bar length, min-max, cm / inch	35 - 40 / 14 - 16
FEATURES	
Electronic SoftStart™	●
Inertia chain brake	●
Overspeed protection	●
Window for oil level	●

● = Available (●) = Accessory — = Not available *Equivalent vibration level, according to ISO 22867, calculated as the time-weighted energy total for vibration levels at different operating conditions. Reported data for equivalent vibration level has a typical measurement of dispersion (standard deviation) of 1 m/s².

POLE SAWS	525P4S	525PT5S
TECHNICAL SPECIFICATIONS		
Cylinder displacement, cm ³	25.4	25.4
Power output, kW	1.0	1.0
Sound pressure level at operators ear, dB(A)*	91	89
Sound power level guaranteed (LWA) dB(A)	107	107
Equivalent vibration level (ahv, eq) front/rear handle, m/s ² **	2.9/3.2	6.3/5.3
Chain pitch, inch	3/8 LP	1/4
Recommended bar length, min-max, cm/inch	25-30/10-12	25-30/10-12
Max. length with cutting equipment, cm	240	397
Weight (excl. cutting equipment), kg	5.3	7.0
FEATURES		
Auto-return stop switch	●	●
Chain lubrication	●	●
Chain tensioner	●	●
Fuel pump	●	●
Rear impact guard	●	●
Stand alone starter	●	●
Telescopic tube	—	●





GIVE YOUR CHAINSAW EXTRA PERFORMANCE



Husqvarna bars and chains are built to the same high standard as our saws. By combining high quality materials with product development based on the demands of forestry professionals, we can specify the bar and chain combinations that deliver maximum efficiency and cutting performance with your Husqvarna chainsaw. Our **X-CUT™** chains and **X-FORCE™** bars are developed with our saws, giving you the optimal total performance you need to get the most out of your chainsaw.



WHAT YOU GET AND HOW WE DO IT



HUSQVARNA FOR YOUR HUSQVARNA
 Husqvarna manufactured bars and chains have been developed to work optimally with our chainsaws, increasing your output and cutting efficiency.



EASY MAINTENANCE
 Our bars and chains offer you a product with easier maintenance and a design that gives longer product lifetime with minimal downtime.



TOUGHER AND MORE DURABLE
 Improved durability across our new bars and chains give an extended product lifetime and minimal down time which reduces overall cost of ownership and increases productivity.



10% MORE EFFICIENT
 After rigorous testing, our **X-CUT™ SP33G** chain has been found to give 10% more cutting efficiency* increasing your output and productivity.



MADE IN SWEDEN
 Our **X-CUT™** chains have been researched, designed and manufactured in our state-of-the-art factory in Huskvarna, Sweden** to give optimal output with our chainsaws.



* Compared to our H30 chain

**SP21G not manufactured in Sweden



MINIMUM DOWNTIME, MAXIMUM RESULTS

Our **X-CUT™** chains are the first ever saw chain to be developed, designed and manufactured by Husqvarna, in Sweden where our chainsaws are developed and tested. Husqvarna **X-CUT™** is designed to maximise your output, allowing you to work harder for longer without interruptions.

MORE RUN TIME AND LESS MAINTENANCE

Cutters, materials and manufacturing processes are refined to the extreme, giving the **X-CUT™** chain outstanding sharpness out of the box, and even more importantly — sharpness that lasts considerably longer before filing is needed.

GOLDEN TIE STRAP

Thanks to the intuitive golden tie strap function, you easily locate the starting point, simplifying the filing of the chain.

BETTER RESULTS, EASIER WORK

X-CUT™ is made for making faster cuts, and it's ready to be used straight out of the box. This improves your efficiency — and your results. The smooth cutting reduces the feed force needed, making the work easier on your body.



LESS ADJUSTMENTS AND LESS RISK OF DAMAGE

The **X-CUT™** chain is pre-stretched at the factory so you can work longer before re-tensioning is needed. No unnecessary chain tension required. The risk of damaging the cutting system with a slack chain is also decreased.

LESS COST AND LESS SERVICE

A carefully balanced combination of construction, materials and processes mean excellent, dynamic durability. Wear on the cutting system is reduced — and so is the need for service.

X-CUT™ CHAIN



HUSQVARNA X-CUT™ SP33G

Semi-chisel pixel .325" 1.3mm chain developed and manufactured by Husqvarna. Low kick guard, narrow kerf, low stretch and bumper drive link. Developed for demanding professional use on mid-size chainsaws, up to 55cm³. Original equipment on most Husqvarna 400 series chainsaws.



HUSQVARNA X-CUT™ S93G

The semi chisel 3/8" mini 1.3mm S93G chain is developed to fit smaller chainsaws like the 100 Series or arborist top-handle saws. Optimised geometry and grinding provides high cutting speed. High cutting efficiency balanced against the available power from the chainsaw will enable a smooth and precise cut.



HUSQVARNA X-CUT™ SP21G

SP21G is a semi chisel .325" mini 1.1mm chain especially developed to increase the cutting speed and efficiency for full-time professional use battery chainsaws. The chain is energy efficient and the optimised geometry delivers a consistently smooth cut, excellent bore cut as well as improved handling and manoeuvrability.



HUSQVARNA X-CUT™ C85

An advanced, full chisel, high performance 3/8" 1.5mm chain for full-time professional forestry saws. With its outstanding durability and cutting efficiency, a sharpness that lasts and low stretch, it gives you better results, less need for maintenance and lower costs.

GET THE PERFORMANCE PACKAGE FOR YOUR HUSQVARNA CHAINSAW

All of our **X-CUT™** chains are tested and developed with our chainsaws, ensuring they give you maximum performance and the best cutting efficiency when used with our saws.

Read more about our bars and chains on our website:
www.husqvarna.com/uk/parts-for-chainsaws/





“The **X-CUT™ C85** is the sharpest and most durable low stretch chain I have ever used. The quality and quantity of wood chips on the ground speak for themselves!”

Andy Campbell - H-TEAM Ambassador



USING DIFFERENT CHAINS

Husqvarna offers a wide range of chains for different needs. Use the chart below to find the recommended chain for your chainsaw:

PITCH	RECOMMENDED cm ³	HUSQVARNA REF	CUTTER TYPE
1/4"	Pole saws, carving, battery chainsaws	H00	Micro chisel
3/8" Mini Pixel	Battery chainsaws	H38	Chamfer chisel low kickback
.325" Mini	Battery chainsaws	X-CUT™ SP21G	Mini - semi chisel
3/8" Mini	up to 40cc / Arborist chainsaws	X-CUT™ S93G	Semi chisel low kickback
Pixel .325"	40cc - 50cm ³	X-CUT™ SP33G	Pixel - semi chisel
.325"	50cc - 60cm ³	H25	Semi chisel
3/8"	60cc - 95cm ³	X-CUT™ C85	Chisel
.404"	95cc - 120cm ³	H64	Chisel

CHAIN REELS

ITEM	PNC	RRP EX VAT	RRP INC VAT
100' H21 Chisel 0.325" 1.5mm	503 30 57-01		
100' H25 Semi Chisel 0.325" 1.5mm	503 30 55-01		
100' H28 Micro Chisel 0.325" 1.6mm	503 30 03-22		
100' X-CUT™ SP33G Pixel - Semi Chisel 0.325" 1.3mm	581 64 31-01		
100' X-CUT™ S93G Semi Chisel Low Kickback 3/8" 1.3mm	585 40 42-01		
100' H38 Chamfer Chisel 3/8" 1.1mm	581 80 79-01		
100' X-CUT™ C85 Chisel 3/8" 1.5mm	581 62 66-01		
100' H45 Chisel 3/8" 1.6mm	503 30 88-01		
100' H64 Micro Chisel 0.404" 1.6mm	503 30 64-01		



DESIGNED BY HUSQVARNA FOR YOUR HUSQVARNA



X-FORCE™ is Husqvarna's answer to the challenge for the perfect guide bar – that is both lightweight and low-maintenance to minimise your burden, yet durable enough to withstand tough work over long time. Husqvarna **X-FORCE™** guide bars are developed alongside Husqvarna **X-CUT™** chains, optimised for Husqvarna chainsaws. The result is a cutting system that makes your chainsaw perform on an entirely new level – delivering a fast, precise kerf with minimal friction loss.



PROLONG YOUR BAR AND CHAIN LIFE

Always use Husqvarna chain oil. Incorrect use of chain oil is a common source of damage to saws and tends to lead to rapid wear of the bar, or the chain jamming or derailing. Our full range of chain oils can be found on page 293.

KEEPING STANDARDS

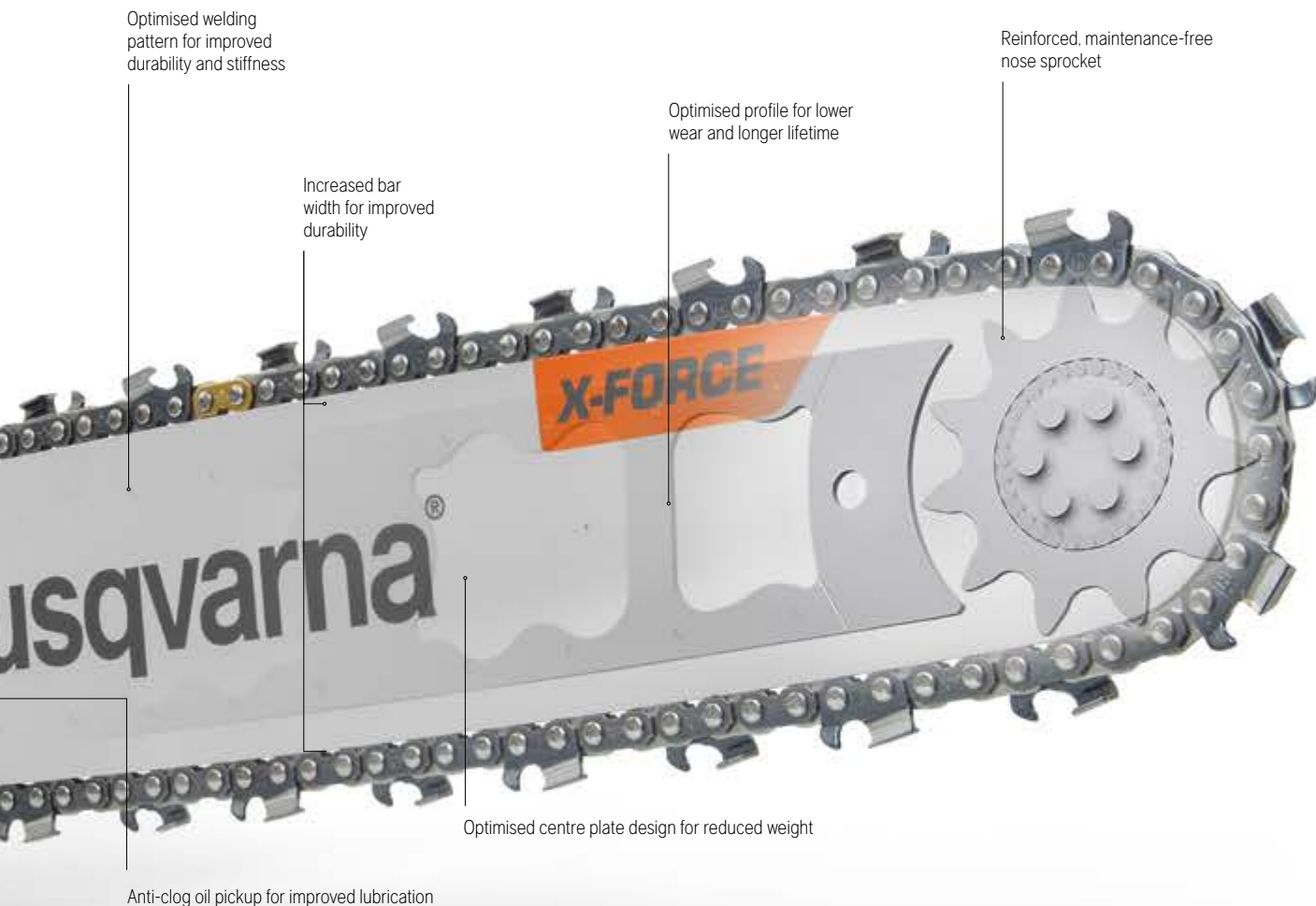
Testing and fulfilling ISO, EN and ANSI standards and internal standards is a priority in the development of new Husqvarna accessories. Regular testing during production ensures lasting quality.



HUSQVARNA XP® POWER 2

FUEL DEVELOPED SPECIFICALLY FOR HUSQVARNA TWO-STROKE ENGINES

There is no better fuel for your Husqvarna chainsaw than our XP® Power 2 manufactured to unique Husqvarna specifications. Conveniently pre-mixed with exactly 2% of Husqvarna XP® synthetic two-stroke oil, it provides efficient combustion leaving a cleaner, cooler, healthier engine with a minimum of harmful substances in the emissions. It also prevents inner corrosion, makes starting easier, reduces the need for service and minimises downtime. VEF approved.



Optimised welding pattern for improved durability and stiffness

Increased bar width for improved durability

Optimised profile for lower wear and longer lifetime

Reinforced, maintenance-free nose sprocket

Optimised centre plate design for reduced weight


Anti-clog oil pickup for improved lubrication

USING DIFFERENT BARS




X-FORCE™ BARS

The **X-FORCE™** laminated bars offer easier maintenance and increased productivity. Depending on the model, these benefits come from features such as updated profiles, larger nose sprocket, cutouts in the centre plate, additional bearings, supported shields, and the removal of the grease hole. Available in 3/8" (15–20"), 3/8" Mini (12–14") and .325" (13–20").



HUSQVARNA X-TOUGH™ BARS WITH REPLACEABLE SPROCKET NOSE

Solid RSN bar with great durability and robustness. The load is transferred to the high-quality roller bearing. The bars are coated to protect against scratches and corrosion. Replaceable tip is available as a spare part. Available in 3/8" (18–28").



HUSQVARNA X-TOUGH™ BARS WITH HARD NOSE

Recommended for use with long bars to reduce load on the bar tip. The load is transferred to the high-quality roller bearing. The bars are coated to protect against scratches and corrosion. Replaceable tip is available as a spare part. Available with 3/8" chain pitch in lengths 18–28"




LAMINATED BARS WITH NOSE SPROCKET

The gentle curve and small nose radius reduce the risk of kickback and facilitates good cutting control. Coated bars to protect against scratches and corrosion. Available in 3/8" Mini (10–16").



CARVING BAR - SMALL MOUNT

Carving bars have a smaller nose radius and are suitable for sculpting and other precision work. Available in 1/4" (10–12").



HUSQVARNA X-PRECISION™ BARS

The X-Precision™ bars are designed specifically for use with the X-Cut™ SP21G chain on battery-powered professional chainsaws. The optimized overall geometry and small nose radius provide efficient cutting with precise control, excellent bore cutting properties and reduced risk of kickback. Available in .325" mini (10–16").





				CHAINS						FILE KITS	
BAR	PRICE EX. VAT	PRICE INC. VAT	CHAIN	TYPE	CUTTER	DRIVE LINKS	PRICE EX. VAT	PRICE INC. VAT	FILE KIT	FILE SIZE	
575 84 22-58			501 84 40-58	H00	MICRO CHISEL	58			580 68 75-01	4.0mm / 5/32"	
501 95 92-40			585 40 42-40	X-CUT™ S93G	SEMI CHISEL LOW KICKBACK	40			587 80 67-01	4.0mm / 5/32"	
501 95 92-45			585 40 42-45	X-CUT™ S93G	SEMI CHISEL LOW KICKBACK	45			587 80 67-01	4.0mm / 5/32"	
501 95 92-52			585 40 42-52	X-CUT™ S93G	SEMI CHISEL LOW KICKBACK	52			587 80 67-01	4.0mm / 5/32"	
501 95 92-56			585 40 42-56	X-CUT™ S93G	SEMI CHISEL LOW KICKBACK	56			587 80 67-01	4.0mm / 5/32"	
582 20 74-45			581 80 79-45	H38	CHAMFER CHISEL LOW KICKBACK	45			-	4.5mm	
582 20 74-52			581 80 79-52	H38	CHAMFER CHISEL LOW KICKBACK	52			-	4.5mm	
593 91 43-46			593 91 41-46	X-CUT™ SP21G	MINI - SEMI CHISEL	46			595 00 46-01	4.0mm / 5/32"	
593 91 43-51			593 91 41-51	X-CUT™ SP21G	MINI - SEMI CHISEL	51			595 00 46-01	4.0mm / 5/32"	
593 91 43-59			593 91 41-59	X-CUT™ SP21G	MINI - SEMI CHISEL	59			595 00 46-01	4.0mm / 5/32"	
593 91 43-64			593 91 41-64	X-CUT™ SP21G	MINI - SEMI CHISEL	64			595 00 46-01	4.0mm / 5/32"	
582 07 53-56			581 64 31-56	X-CUT™ SP33G	PIXEL - SEMI CHISEL	56			586 93 34-01	4.8mm / 3/16"	
582 07 53-64			581 64 31-64	X-CUT™ SP33G	PIXEL - SEMI CHISEL	64			586 93 34-01	4.8mm / 3/16"	
582 07 53-72			581 64 31-72	X-CUT™ SP33G	PIXEL - SEMI CHISEL	72			586 93 34-01	4.8mm / 3/16"	
582 08 69-56			501 84 04-56	H25	SEMI CHISEL	56			505 69 81-25	4.8mm / 3/16"	
582 08 69-64			501 84 04-64	H25	SEMI CHISEL	64			505 69 81-25	4.8mm / 3/16"	
582 08 69-72			501 84 04-72	H25	SEMI CHISEL	72			505 69 81-25	4.8mm / 3/16"	
582 08 69-80			501 84 04-80	H25	SEMI CHISEL	80			505 69 81-25	4.8mm / 3/16"	
585 94 34-56			581 62 66-56	X-CUT™ C85	CHISEL	56			586 93 85-01	5.5mm / 7/32"	
585 94 34-68			581 62 66-68	X-CUT™ C85	CHISEL	68			586 93 85-01	5.5mm / 7/32"	
585 94 34-72			581 62 66-72	X-CUT™ C85	CHISEL	72			586 93 85-01	5.5mm / 7/32"	
585 95 08-56			581 62 66-56	X-CUT™ C85	CHISEL	56			586 93 85-01	5.5mm / 7/32"	
585 95 08-68			581 62 66-68	X-CUT™ C85	CHISEL	68			586 93 85-01	5.5mm / 7/32"	
585 95 08-72			581 62 66-72	X-CUT™ C85	CHISEL	72			586 93 85-01	5.5mm / 7/32"	
582 20 76-45			585 40 42-45	X-CUT™ S93G	SEMI CHISEL LOW KICKBACK	45			587 80 67-01	4.0mm / 5/32"	
582 20 76-52			585 40 42-52	X-CUT™ S93G	SEMI CHISEL LOW KICKBACK	52			587 80 67-01	4.0mm / 5/32"	
596 69 11-84			581 62 66-84	X-CUT™ C85	CHISEL	84			586 93 85-01	5.5mm / 7/32"	
596 69 11-92			581 62 66-92	X-CUT™ C85	CHISEL	92			586 93 85-01	5.5mm / 7/32"	
596 69 10-92			501 84 31-92	H64	CHISEL	92			505 69 81-92	5.5mm / 7/32"	
596 69 10-04			501 84 31-04	H64	CHISEL	104			505 69 81-92	5.5mm / 7/32"	
596 69 10-24			501 84 31-24	H64	CHISEL	124			505 69 81-92	5.5mm / 7/32"	
587 39 44-60			501 84 40-60	H00	MICRO CHISEL	60			580 68 75-01	4.0mm / 5/32"	
587 39 44-68			501 84 40-68	H00	MICRO CHISEL	68			580 68 75-01	4.0mm / 5/32"	

X-CUT™ S93G

Replaces H37

**X-CUT™ SP21G****X-CUT™ SP33G**

Replaces H30

**X-CUT™ C85**

Replaces H42

**X-CUT™ S93G****X-CUT™ C85**



FILING EQUIPMENT



A sharp chain is as important as a powerful engine. For your chainsaw to operate effectively, safely and with precision it is vital to have a sharp chain. How often it needs to be sharpened depends on how frequently you use it. A good indication of the condition of your chain is the appearance of the wood chips. A sharp chain will produce fine, even wood chips, while a dull chain generates sawdust. You'll need a round file, a flat file and a filing gauge to file a chain. We also recommend that you use a stump vise to hold the bar, leaving both hands free for filing.



FILING THE CUTTING TEETH

File using light and even pressure, with gentle pushing strokes, parallel to the gauge. Try to get the same length of all cutters.

INTENSIVE ROUND CUT FILES

Designed for optimal cutting performance and longer lifetime.



Item	Order PNC	RRP ex VAT	RRP inc VAT
4.0mm - 3 pack	597 35 48-01		
4.0mm - 12 pack	597 35 48-02		
4.5mm - 3 pack	597 35 55-01		
4.8mm - 3 pack	597 35 58-01		
4.8mm - 12 pack	597 35 58-02		
5.5mm - 3 pack	597 35 61-01		
5.5mm - 12 pack	597 35 61-02		

FLAT FILES

Quality files which give you the right geometry of the cutter.



Item	Order PNC	RRP ex VAT	RRP inc VAT
Flat files 6" - 12 pack	505 69 81-61		
Flat files 8" - 12 pack	505 69 81-81		

FILE HANDLE



Patented file locking system. Fits all our files. 25° and 30° guides ensures correct file angling.

Item	Order PNC	RRP ex VAT	RRP inc VAT
File handle - Round files Ø 4.5-5.5mm	505 69 78-01		
File handle - Flat files	505 69 78-10		



FILING THE DEPTH GAUGE

File all the way down to the gauge. If you file the depth gauge without a tool you, risk filing them too far down and the chain will produce chips which are too thick.



FILE GAUGES

Specifically designed file gauges that give the correct filing angles. Use together with our round files.



Item	Order PNC	RRP ex VAT	RRP inc VAT
.325" H25	505 69 81-10		
.404" H64	505 69 81-15		
1/4" H00	505 69 81-18		
3/8" mini H36	505 24 37-01		
3/8" mini pixel H38	579 55 88-01		

COMBINATION GAUGES

Our combination gauges are specifically designed with a file gauge and depth gauge setter together in one tool. Use together with our round and flat files for a correct filing angle.



Item	Order PNC	RRP ex VAT	RRP inc VAT
H00 1/4"	580 68 74-01		
H30 .325" 1.3mm Pixel	505 69 81-08		
325 X-CUT™ SP33G	586 93 84-01		
0.325" Mini X-CUT™ SP21G	595 00 47-01		
H25 .325" 1.5mm	505 69 81-09		
H42 3/8" 1.5mm Full chisel	505 24 35-01		
3/8" X-CUT™ C85	586 93 86-01		
H51/54/58 3/8" 1.5mm	575 99 15-01		



FILE KITS

Complete filing kit with a file handle, combination gauge or a file gauge and depth gauge, two round files and one flat file.



Item	Order PNC	RRP ex VAT	RRP inc VAT
0.325"	505 69 81-25		
0.325" Pixel	505 69 81-27		
0.325" Pixel X-CUT™ SP33G	586 93 34-01		
0.325" Mini X-CUT™ SP21G	595 00 46-01		
0.404"	505 69 81-92		
3/8" X-CUT™ C85	586 93 85-01		
1/4" H00	580 68 75-01		
3/8"	505 69 81-30		
3/8" mini	505 69 81-38		
3/8" X-CUT™ S93G	587 80 67-01		
3/8" mini H37	579 65 36-01		
Clearing Saw Blade	505 69 81-20		

DEPTH GAUGES

Specifically designed file gauges that give the correct filing angles. Use together with our flat files.



Item	Order PNC	RRP ex VAT	RRP inc VAT
3/8"	505 69 81-01		
3/8" mini	505 69 81-03		
.325"	505 69 81-00		
.404"	505 69 81-02		

STUMP VISE

To fasten the chainsaw in a secure position when filing. Made of forged steel.



Order PNC	RRP ex VAT	RRP inc VAT
505 66 52-56		

HUSQVARNA RECOMMEND

NEW

X-Guard Bio Chain Oil



Keep your chain lubricated with our NEW X-Guard Bio Chain Oil with improved formula giving superior lubrication performance even in extreme conditions. Excellent anti-oxidation properties protect the bar and chain during storage. Page 293



FORESTRY TOOLS



TOOL BELT FLEXI – CARRIER KIT



A flexible and ergonomic belt with excellent weight distribution and adjustable, one-hand-release belt buckle specially developed for forestry work. Intuitive and easy to personalise with easily attached holders, pockets and harness. Tool belt FLEXI. Harness. Accessory bag. File and combi-tool holder. Universal bag. Carrier hook. Wedge pocket.

Order PNC	RRP ex VAT	RRP inc VAT
593 83 72-03		

TOOL BELT FLEXI – COMBI KIT



A flexible and ergonomic tool belt with excellent weight distribution and adjustable, one-hand-release belt buckle specially developed for forestry work. Intuitive and easy to personalise with easily attached holders, pockets and harness. Tool belt FLEXI. Harness. Combi holster with wedge pocket. File and combi-tool holder. Universal bag. Universal tool holder. Combi holster.

Order PNC	RRP ex VAT	RRP inc VAT
593 83 72-01		

TOOL BELT FLEXI – WEDGE KIT



A flexible and ergonomic tool belt with excellent weight distribution and adjustable, one-hand-release belt buckle specially developed for forestry work. Intuitive and easy to personalise with easily attached holders, pockets and harness. Tool belt FLEXI. Harness. Wedge pocket. File and combi-tool holder. Universal bag. Universal tool holder. Combi holster with wedge pocket.

Order PNC	RRP ex VAT	RRP inc VAT
593 83 72-02		

ACCESSORIES



1. TOOL BELT FLEXI

A flexible and ergonomic tool belt with excellent weight distribution and adjustable, one-hand-release belt buckle.
593 83 74-01

2. HARNESS FOR TOOL BELT FLEXI

Ergonomic design together with a chest strap evens the weight over the shoulders.
593 83 76-01

3. COMBI HOLSTER

Combi holster for lifting tong or lifting hook plus eyelets for measuring tape.
593 83 83-01

4. COMBI HOLSTER WITH WEDGE POCKET

Combi holster for lifting tong or lifting hook plus a pocket for wedges.
593 83 83-02

5. WEDGE POCKET

Pocket for multiple wedges, with individual sections keeping wedges in place.
593 83 88-01

6. UNIVERSAL BAG

Universal bag for first aid kit, GPS tracker, power bar and other smaller items.
593 83 92-01

7. MEASURE HOLDER

Holder to keep measuring tape in place.
593 83 91-01



8. FILE AND COMBI-TOOL HOLDER

Holder for one round and one flat file, plus combi-tool. The holder effectively prevents broken or lost tools.

593 83 94-01

9. SPRAY CAN HOLDER

Holster for a spray can that makes sure it is securely kept in its place.

593 83 95-01

10. CARRIER HOOK

A multi-purpose hook for carrying various tools, water cans or other equipment.

593 83 96-01

11. UNIVERSAL TOOL HOLDER

Multi-purpose holder for carrying tools such as an axe, impact bar etc.

593 83 97-01

12. BREAKING BAR HOLSTER

The breaking bar holster from our classic tool belt can also be used with tool belt FLEXI.

505 69 32-92

13. CALIPER HOLSTER

The caliper holster from our classic tool belt can also be used with tool belt FLEXI.

505 69 32-04

14. CRAYON HOLDER WITH REEL

Holder for crayon with spring-loaded metal reel. Crayon holder for 12mm crayons.

Robust design with a metal reel that could be attached to the tool belt or harness.

593 83 98-01

593 97 55-01, graphite crayons 12 pcs

15. ACCESSORY BAG

Extra bag, suitable for your fire extinguisher, water bottle, extra clothing and more.

590 77 71-01

16. FIRST AID KIT

Includes first aid bandage, 9 plasters in various sizes, 2 wound swabs, 1 mirror, 1 cotton bud.

504 09 53-01

17. TAPE MEASURES

With release hook.

Metric 15m/50' 586 99 76-01

Metric 20m/66' 586 99 76-02

IMPACT BAR



Durable and robust impact bar with optimised grip and the front teeth give a better grip in wood.

Order PNC	RRP ex VAT	RRP inc VAT
577 40 28-01		

LONG BREAKING BAR



Features forged bottom parts for extra strength. Front teeth give a better grip and a long handle makes it possible for a two-hand grip.

Item	Order PNC	RRP ex VAT	RRP inc VAT
130cm	574 38 72-01		
Cant Hook	574 38 73-01		

FOOT BREAKING BAR



Telescopic foot breaking bar. Can be carried in a holster on a belt.

Order PNC	RRP ex VAT	RRP inc VAT
504 98 16-92		

BREAKING BAR WITH CANT HOOK



Fully forged with plastic handle, repeat heel and turning hook.

Item	Order PNC	RRP ex VAT	RRP inc VAT
80cm	586 89 69-01		
Cant Hook	505 69 43-02		



LIFTING TONGS



Features sharp hooks with ground edges. Special hardened steel with a treated surface makes them robust and less sensitive for rust.

Item	Order PNC	RRP ex VAT	RRP inc VAT
20cm	574 38 75-01		
30cm	574 38 76-01		

LIFTING HOOK



Features an extended hook for longer, wider opening to give a better grip when working. Special hardened steel with treated surface makes the hook robust and less sensitive to rust.

Order PNC	RRP ex VAT	RRP inc VAT
574 38 74-01		

MARKING TAPE



100% viscose, biodegradable. Approx. 75m long and 20mm wide.

Item	Order PNC	RRP ex VAT	RRP inc VAT
Orange	574 28 77-00		
Red	574 28 77-01		
Blue	574 28 77-02		
Yellow	574 28 77-03		

BARK SPADE



115cm long with a 12cm wide blade.

Order PNC	RRP ex VAT	RRP inc VAT
575 57 23-01		

COMPOSITE UNIVERSAL HATCHET H900



LENGTH 34cm
WEIGHT 0.9kg

Small hatchet for outdoor, trekking and garden activities.

Order PNC	RRP ex VAT	RRP inc VAT
580 76 10-01		

COMPOSITE UNIVERSAL AXE A1400



LENGTH 60cm
WEIGHT 1.4kg

Universal axe ideal for splitting resinous wood.

Order PNC	RRP ex VAT	RRP inc VAT
580 76 11-01		

COMPOSITE UNIVERSAL AXE A2400



LENGTH 70cm
WEIGHT 2.4kg

Powerful universal axe for different types of wood work.

Order PNC	RRP ex VAT	RRP inc VAT
580 76 12-01		

COMPOSITE SPLITTING AXE S1600



LENGTH 60cm
WEIGHT 1.6kg

Splitting axe for splitting logs and chunks of wood.

Order PNC	RRP ex VAT	RRP inc VAT
580 76 13-01		



COMPOSITE SPLITTING AXE S2800



LENGTH 70cm
WEIGHT 2.8kg

Powerful splitting axe for splitting large logs.

Order PNC	RRP ex VAT	RRP inc VAT
580 76 14-01		

WOODEN HATCHET



LENGTH 37.5cm
WEIGHT 0.6kg

A hatchet for fire wood and garden work.

Order PNC	RRP ex VAT	RRP inc VAT
576 92 64-01		



WOODEN HIKING HATCHET



LENGTH 24cm
WEIGHT 0.5kg

Smaller axe perfect for hiking and camping.

Order PNC	RRP ex VAT	RRP inc VAT
599 67 35-01		

WOODEN FOREST AXE



LENGTH 65cm
WEIGHT 0.85kg

Suitable for small-scale tree felling, limbing logs, branch trimming and clearing bushes. The long handle gives power to the cut.

Order PNC	RRP ex VAT	RRP inc VAT
576 92 62-01		

WOODEN CAMPING AXE



LENGTH 37.5cm
WEIGHT 0.5kg

A smaller axe ideal for outdoor life in forests and open land, suitable for most tasks like chopping wood for the campfire. The size is perfect for packing in your backpack.

Order PNC	RRP ex VAT	RRP inc VAT
576 92 63-01		

WOODEN CARPENTER'S AXE



LENGTH 50cm
WEIGHT 1kg

Best suited for carpentry and other wood work. Recess in the head so that the hand gets as close as possible to the cutting edge for maximum control.

Order PNC	RRP ex VAT	RRP inc VAT
576 92 65-01		

WOODEN SMALL SPLITTING AXE



LENGTH 50cm
WEIGHT 0.9kg

Best suited for basic splitting of lighter fire wood. The head is designed to go easy into the wood, and its small size makes it possible to use with one-hand grip.

Order PNC	RRP ex VAT	RRP inc VAT
576 92 68-01		

WOODEN LARGE SPLITTING AXE



LENGTH 75cm
WEIGHT 1.5kg

Best suited for splitting thicker wood and fire wood. The long handle creates extra power and has space for two-hand grip.

Order PNC	RRP ex VAT	RRP inc VAT
576 92 67-01		



FORESTRY AND ARBORIST TOOLS

WOODEN SLEDGE AXE



LENGTH 80cm
WEIGHT 2.5kg

The most powerful and heaviest axe made for splitting logs and large chunks of wood. It has a hardened striking face in the neck and can therefore be used as a sledge or in combination with a splitting wedge.

Order PNC	RRP ex VAT	RRP inc VAT
576 92 66-01		

WOODEN CLEARING AXE



LENGTH 67.5cm
WEIGHT 1kg

With hickory shaft and a double-edged blade that is reversible and replaceable.

Order PNC	RRP ex VAT	RRP inc VAT
579 00 06-01		

WOODEN HATCHET AXE



LENGTH 36cm
WEIGHT 0.6kg

High quality forged hatchet with ash wood handle for small firewood and forest tasks.

Order PNC	RRP ex VAT	RRP inc VAT
597 62 77-01		

WOODEN UNIVERSAL AXE



LENGTH 70cm
WEIGHT 1.25kg

High quality forged axe with ash wood handle and polished finish for low friction.

Order PNC	RRP ex VAT	RRP inc VAT
597 62 90-01		

WOODEN SMALL SPLITTING AXE



LENGTH 50cm
WEIGHT 1.25kg

High quality forged small splitting axe with ash wood handle for splitting small to medium logs.

Order PNC	RRP ex VAT	RRP inc VAT
599 67 31-01		

WOODEN LARGE SPLITTING AXE



LENGTH 80cm
WEIGHT 2.5kg

High quality forged splitting axe with ash wood handle for splitting large logs, ergonomic handle shape gives optimum grip.

Order PNC	RRP ex VAT	RRP inc VAT
597 62 94-01		

WOODEN SAPPY



Short-handed sappy for moving logs. Polished metal head with sharply curved tip. Part of the wooden handle is painted in orange for improved visibility.

Order PNC	RRP ex VAT	RRP inc VAT
38cm - 579 69 28-01		
80cm - 579 69 28-02		

GRINDSTONE



Silicon carbide grindstone for sharpening axes. Course and fine grains. In leather case.

Item	Order PNC	RRP ex VAT	RRP inc VAT
Grindstone	599 67 46-01		



FELLING WEDGES



Made of high impact ABS plastic. Helps the tree fall in the right direction.

Item	Order PNC	RRP ex VAT	RRP inc VAT
10cm Arborist	598 03 57-01		
14cm	505 69 47-02		
20cm	505 69 47-03		
25cm	505 69 47-04		

ALUMINIUM FELLING WEDGE



Helps the tree fall in the right direction. Possible to re-grind.

Item	Order PNC	RRP ex VAT	RRP inc VAT
550g, 22cm	586 88 59-01		
1000g, 26cm	586 88 59-02		

SPLITTING WEDGES



Twisted wedge can be used for heavier duty log splitting.

Item	Order PNC	RRP ex VAT	RRP inc VAT
Twisted Splitting Wedge	577 25 92-01		

CHAINSAW BOX



Tough handy carrying case designed to carry a chainsaw, lubricants, and other accessories.

Order PNC	RRP ex VAT	RRP inc VAT
531 30 08-72		

Dealer Information: Must be ordered in quantities of 4

CHAINSAW BAG



48 Litre. Especially made for your chainsaw. Extra pockets for the chainsaw files and a Velcro fastening pocket placed on the outside.

Order PNC	RRP ex VAT	RRP inc VAT
597 41 83-01		

DUFFEL BAG 70L



Moisture-repellent and easily cleaned material, smart inside pockets and soft top handles. Removable shoulder straps and organising bags included.

Order PNC	RRP ex VAT	RRP inc VAT
593 25 83-01		

TROLLEY BAG 90L



Robust trolley bag with easy access u-shaped zipper and silent rubber wheels. Moulded bottom and side make the bag stand upright without support. Two organising bags included.

Order PNC	RRP ex VAT	RRP inc VAT
593 25 81-01		

BACKPACK



Durable backpack for all weathers. Easily cleaned material that keeps the inside dry. Roll-up seal and smart compartments for your laptop, thermos and water bottle.

Order PNC	RRP ex VAT	RRP inc VAT
593 25 82-01		



FUEL STORAGE



The Combi Can enables you to refuel quickly without splash effects and any waste. The two containers are designed to achieve an optimised fuel and chain oil ratio. It also features an integrated tool box for frequently needed spare parts and filing equipment.

Approved in accordance with UN recommendations.

COMBI CAN



Item	Order PNC	RRP ex VAT	RRP inc VAT
Combi Can 5 + 2.5 Litre	580 75 42-01		
Fuel Spout	586 11 04-01		
Oil Spout	586 11 05-01		
Winter Oil Spout	586 11 07-01		

+ THE SMART COMBI CAN



LEVEL WINDOW

For quick visual check of remaining fuel level.



MECHANICAL LOCK

The spout has a mechanical lock to prevent unexpected opening and leakage.



INTEGRATED TOOL BOX

Making it easy to bring extra tools and frequent parts.



OVERFILL PROTECTION

The flow stops automatically when the machine's tank is full, which means you can lift the Combi Can without spilling fuel.



ERGONOMIC GRIP

The handles are placed for optimal lifting ergonomics when carrying and refuelling.



PARKING POSITION

The spouts can be rotated into a parking position to prevent damage during transportation.

HAND SAWS

The new generation of Husqvarna saws have been ergonomically designed, to lie comfortably and safely in your hand during sawing and a stop at the end of the handle prevents you from slipping. This has proven particularly useful during pulling movements, and assists you in making smooth progress.

FOLDABLE PRUNING SAW 200FO



With a total length of 47cm, the 200FO saw is an easy-to-use all-rounder for cutting back thicker branches. It is lightweight making it ideal for all minor sawing work in the garden, and other outdoor activities.

Order PNC	RRP ex VAT	RRP inc VAT
967 23 64-01		

STRAIGHT PRUNING SAW 300ST



Total length of 40cm. The rigid, straight saw blade with impulse-hardened precision toothing means you receive particularly high sawing performance, quiet running, effort-saving sawing and a very long lifetime. The particularly smooth pulling cut is ideal for fresh and dry wood. Comes with blade cover.

Order PNC	RRP ex VAT	RRP inc VAT
967 23 65-01		

CURVED PRUNING SAW 300CU



Total length of 40cm. The rigid, curved saw blade with impulse-hardened precision toothing means you receive particularly high sawing performance, quiet running, effort-saving sawing and a very long lifetime. The particularly smooth pulling cut is ideal for fresh and dry wood. Comes with blade cover.

Order PNC	RRP ex VAT	RRP inc VAT
967 23 66-01		



PROFESSIONAL ARBORIST ACCESSORIES

THROW WEIGHT



Constructed from 100% 1,000 denier Cordura fabric. Abrasion resistant. Improved durability with high tensile strength.

Item	Order PNC	RRP ex VAT	RRP inc VAT
14 oz / 397 g	596 93 58-11		
12 oz / 340 g	596 93 58-12		
10 oz / 284 g	596 93 58-13		
8 oz / 227 g	596 93 58-14		

CARABINERS



Double locking twist lock gate. Key lock gate nose limits snagging of rope and clothing. Constructed from hot forged 707 aluminium.

Item	Order PNC	RRP ex VAT	RRP inc VAT
Oval	596 93 62-11		
D'	596 93 62-12		
HMS	596 93 62-13		

FOLDING THROWLINE CUBE



Large 40cm / 16" cube construction. Easily folds down to 20cm / 8" x 40cm / 16" triangle. 2 Interior pockets keeps throw weights separate.

Order PNC	RRP ex VAT	RRP inc VAT
596 93 60-11		

THROWLINE



55 m / 180' Throwline, 1.75mm diameter. 254kg / 560 lb. tensile strength. Dyneema® construction. Low Stretch. Urethane coating for abrasion resistance. Hi-Vis orange.

Order PNC	RRP ex VAT	RRP inc VAT
596 93 59-11		

ROPE BAG



28L capacity bag holds up to 76m / 250' of 12.7mm / 1/2" diameter rope. Cinch top closure. External daisy chains. External gear storage. Covered top handles for added comfort.

Order PNC	RRP ex VAT	RRP inc VAT
596 93 63-11		

CHAINSAW STROP



To be used together with a chainsaw hook for connecting the chainsaw to a belt. Elastic design. Measures 0.5m when relaxed and 1.25m fully stretched out.

Order PNC	RRP ex VAT	RRP inc VAT
577 43 80-01		

CHAINSAW HOOK



For easy connection of a chainsaw to a harness. Robust connection. Optimised for T525 / T540 XP® / T536Li XP® / T535i XP® / T540i XP®.

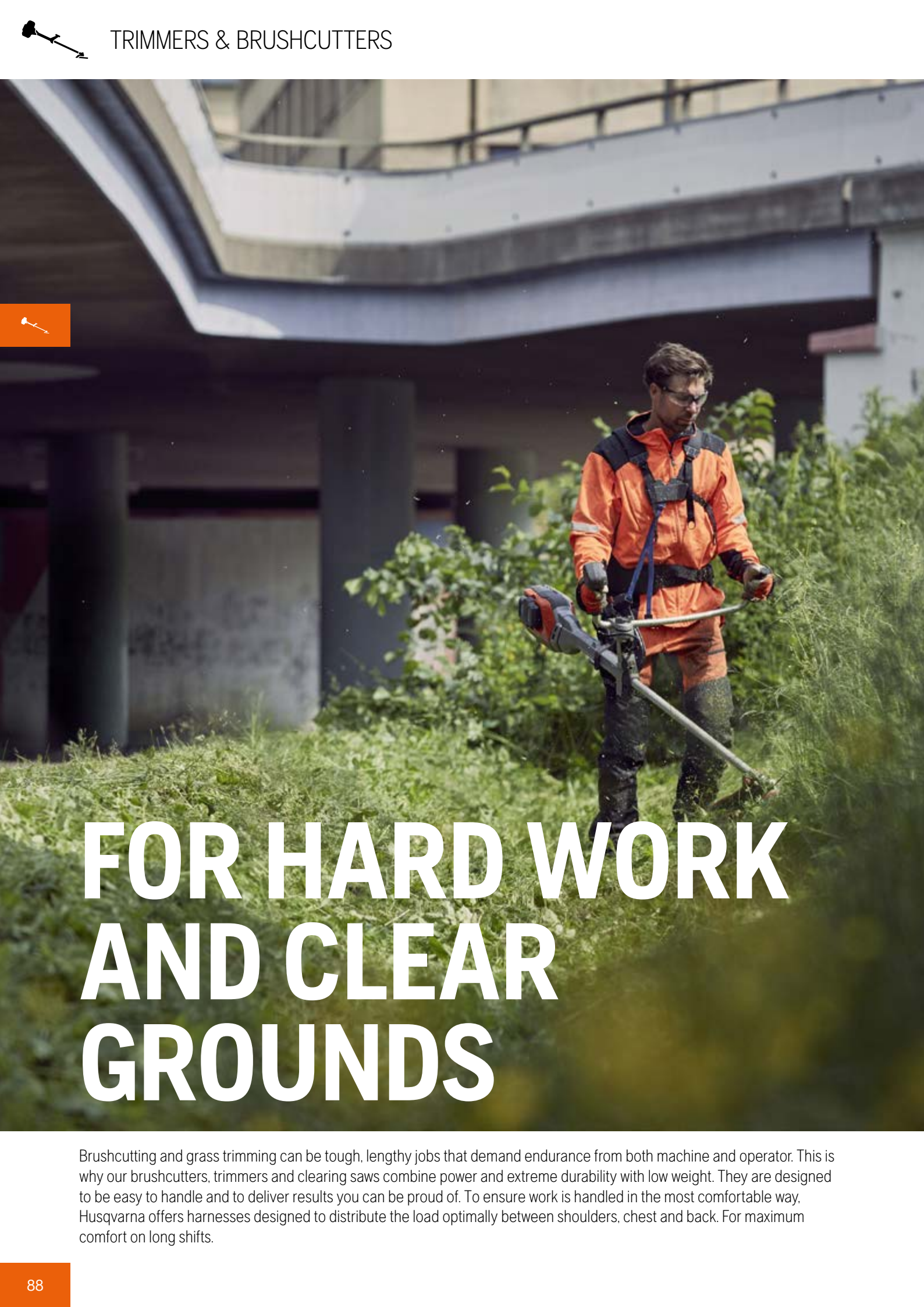
Order PNC	RRP ex VAT	RRP inc VAT
580 80 03-01		

CHAINSAW EYELET



For arborists who use a standard chainsaw. Offers a safe way to connect the chainsaw to the chainsaw strop. Has an overload release.

Order PNC	RRP ex VAT	RRP inc VAT
578 07 71-01		




FOR HARD WORK AND CLEAR GROUNDS

Brushcutting and grass trimming can be tough, lengthy jobs that demand endurance from both machine and operator. This is why our brushcutters, trimmers and clearing saws combine power and extreme durability with low weight. They are designed to be easy to handle and to deliver results you can be proud of. To ensure work is handled in the most comfortable way, Husqvarna offers harnesses designed to distribute the load optimally between shoulders, chest and back. For maximum comfort on long shifts.



WHAT YOU GET AND HOW WE DO IT



RAW POWER

The X-Torq® technology reduces harmful exhaust emissions and increases fuel efficiency, making work more comfortable and more economical.*



EASY TO START, EASY TO WORK WITH

For both petrol and battery-powered products a quick, easy start is imperative and we've made sure to develop technology to meet these demands. Just push a button or pull a cord: it's as easy as it should be.



ROBUST DESIGN

Our professional range of trimmers, brushcutters and forestry clearing saws are powerful, industrious machines, designed for many years of demanding operation.



BALANCED DESIGN

The handles are designed to be adjustable and vibration-dampened. High handle bars also make working on slopes more efficient.



LONG OPERATING

Low Vib® – engines are equipped with very effective anti-vibration dampeners that absorb vibrations, sparing your arms and hands to let you work more comfortably during long shifts.



* Compared with equivalent models without this feature.



HIGH-END RESULTS, WHATEVER YOUR NEEDS



Thanks to the Tap-n-Go™ head, the trimmer line is fed automatically when the head is bumped onto the ground

Adjustable handle for optimal comfort

The intuitive key pad makes the battery trimmers very easy to operate

The Li-ion battery provides long lasting power and top class performance

The handle is vibration-dampened and adjustable for comfortable operation

The well-balanced design means easy and convenient work

Commercial grade air filter gives long operating time and trouble free use

The cutting attachment combi guard can be used with either a grass blade or a trimmer head, allowing you to quickly switch between different work tasks

The powerful and easy to start engine enables high productivity




CARE

Find out more on page 267



OPTIMISED CUTTING EQUIPMENT FOR OPTIMAL RESULTS

Grass trimming or brushcutting becomes so much more rewarding when you fit the proper cutting equipment to your Husqvarna product. Husqvarna offers a wide range of proven trimmer lines, grass blades and grass knives with original equipment quality, optimised for your specific machine. For further guidance see pages 114–119 or consult your nearest Authorised Husqvarna dealer.

Find out more at www.husqvarna.com/uk



OCCASIONAL USE 100 SERIES



TRIMMERS FOR DOMESTIC GARDEN MAINTENANCE AND OVERGROWN AREAS

Powerful and reliable trimmers, the perfect choice for giving lawn edges a great finishing touch, as well as trimming grass in those hard to reach places. All easy to handle and designed to help get the job done effortlessly.

PART-TIME USE 100 - 300 SERIES



BRUSHCUTTERS AND TRIMMERS FOR MORE DEMANDING JOBS

Designed for demanding domestic and landowner use. Perfect for farm and estate maintenance. 135R is perfect for large areas, supplied with a grass blade. 315iC battery trimmer is perfect for domestic maintenance in noise sensitive areas.

FULL-TIME USE 500 SERIES



BRUSHCUTTERS FOR FULL TIME PROFESSIONAL USE

High performance petrol and battery brushcutters designed for full-time professional use in demanding conditions. A choice of both loop and bullhorn handles to suit a range of different applications.



! STARTING AS EASY AS IT GETS

The Husqvarna 500 series of trimmers and brushcutters are equipped with intuitive controls for purge and choke. SmartStart® minimises the effort to pull the starter cord, and the stop switch automatically returns to the "ON" position. This makes the starting procedure virtually fail-safe.

















HIGH HANDLEBAR

High handlebar gives increased legroom when working on slopes, which makes operation more efficient.



PRODUCT USE GUIDE







Use this guide to help you select the best product for your needs.

TYPE OF USE	MODEL	POWER SOURCE	DISPLACEMENT (CM ³) / VOLTAGE	WEIGHT	HANDLE TYPE			
						GRASS BLADE (SUPPLIED)	GRASS	
 OCCASIONAL USE (DOMESTIC / HOMEOWNER)	110iL		36V Li-ion	3.2kg	Loop		●	
	215iL		36V Li-ion	3.1kg	Loop		●	
	122C	Petrol	217cm ³	4.4kg	Loop		●	
	129C	Petrol	276cm ³	4.5kg	Loop		●	
	129RJ	Petrol	276cm ³	4.8kg	J handle	●	●	
	129LK - Combi	Petrol	276cm ³	4.7kg	Loop		●	
	129R	Petrol	276cm ³	5.4kg	Bullhorn	●	●	
 PART-TIME USE (FARMER / LANDOWNER)	315iC		36V Li-ion	3.1kg*	Loop		●	
	135R	Petrol	34.6cm ³	6.8kg	Bullhorn	●	●	
	325iLK - Combi		36V Li-ion	3.8kg*	Loop		●	
 FULL-TIME USE (PROFESSIONAL)	525RJX	Petrol	25.4cm ³	4.3kg	J-handle	●	●	
	525LK - Combi	Petrol	25.4cm ³	4.5kg	Loop		●	
	525RX	Petrol	25.4cm ³	4.9kg	Bulhorn	●	●	
	525RXT	Petrol	25.4cm ³	5.2kg	Bulhorn	●	●	
	520iLX		36V Li-ion	3.0kg*	Loop		●	
	520iRX		36V Li-ion	3.8kg*	Bullhorn	●	●	
	535LK - Combi	Petrol	34.6cm ³	5.8kg	Loop		●	
	535RXT	Petrol	34.6cm ³	6.7kg	Bullhorn	●	○	
	535iRX		36V Li-ion	4.9kg*	Bullhorn	●	●	
	535iRXT		36V Li-ion	4.9kg*	Bullhorn	●	●	
	535iFR		36V Li-ion	4.5kg*	Bullhorn	● ***	●	
	543RS	Petrol	40.1cm ³	7.4kg	Bullhorn	●		
	545RX	Petrol	45.7cm ³	8.9kg	Bullhorn	●		
	545RXT	Petrol	45.7cm ³	8.7kg	Bullhorn	●		
	555RXT	Petrol	53.3cm ³	9.2kg	Bullhorn	●		
553RBX	Petrol	50.7cm ³	12.1kg	Loop	●			

The product selector is only to be used as a guide. Please visit your local Authorised Husqvarna dealer for more information.

*Excludes battery **Requires saw blade *** Supplied with saw blade ● Optimised solution (guideline only) ○ Capable solution but not optimal (guideline only)



TRIMMING AND BRUSHCUTTING					MULTI-TOOL ATTACHMENTS					PAGE
LIGHT VEGETATION	MEDIUM VEGETATION	HEAVY VEGETATION	BRUSHWOOD / SMALL TREES	HEDGES	PRUNING	HARD SURFACES	LEAVES	SOIL		
									94	
									97	
									94	
○									95	
●									95	
●				●	●	●	●	●	110	
●									95	
○									96	
●	●								96	
●	○			●	●	●	●	●	110	
●	○								99	
●	○			●	●	●	●	●	111	
●	○								99	
●	○								99	
●	○								98	
●	○								98	
●	●	○		●	●	●	●	●	111	
●	●	○							99	
●	●	○							100	
●	●	○							100	
●	●	○	●						101	
○	●	●	●						102	
○	●	●	●	● **					102	
○	●	●	●	● **					102	
	○	●	●	● **					103	
	●	●							103	





OCCASIONAL USE



Low weight grass trimmers designed for domestic use. The products are designed to be user friendly with features including Smart Start® and auto-return stop switch for maximum ease of use on the petrol products. For ultimate ease of use select the battery powered version which offers no direct emissions, low noise and low weight.

Ideal for applications including:

- Domestic garden maintenance
- Trimming lawn edges and around obstacles
- Mowing overgrown areas - grass blade products

110iL

NEW



Light, convenient and easy to use high efficiency battery trimmer for homeowner use. Ideal for trimming lawn edges.

- Intuitive keypad
- Edging mode
- Automatic shut down
- Automatic line feed
- Adjustable front handle
- Kit includes 40-B70 and 40-C80

Voltage	Motor type	Vibration levels F/R	Weight
36V Li-ion	Brushed motor	1.36 / 1.05m/s ²	3.2kg (excl. battery)
Model	Order PNC	RRP ex VAT	RRP inc VAT
110iL Unit Only	970 53 12-01		
110iL Kit	970 53 12-02		

122C



Lightweight curved shaft trimmer, ideal for homeowner use. Easy to start.

- Low noise engine
- Auto-return stop switch
- Smart Start®
- T25 Tap'n'Go head

Displacement	Power output	Vibration levels F/R	Weight
21.7cm ³	0.6kW / 0.8hp	5.0 / 3.6m/s ²	4.4kg
Model	Order PNC	RRP ex VAT	RRP inc VAT
122C	966 77 97-01		



129C



Powerful curved shaft trimmer, ideal for homeowner use. Easy to start and use.

- Smart Start®
- Curved shaft
- Auto-return stop switch
- T25 Tap'n'Go head

Displacement	Power output	Vibration levels F/R	Weight
27.6cm ³	0.85kW / 1.1hp	3.7 / 3.6m/s ²	4.5kg
Model	Order PNC	RRP ex VAT	RRP inc VAT
129C	967 19 32-02		

129RJ



Loop handle brushcutter for homeowner use, ideal for tackling overgrown areas.

- Smart Start®
- Straight shaft
- T25 Tap'n'Go head
- Auto-return stop switch
- Single harness
- Grass Blade

Displacement	Power output	Vibration levels F/R	Weight
27.6cm ³	0.85kW / 1.1hp	4.2 / 4.2m/s ²	4.8kg
Model	Order PNC	RRP ex VAT	RRP inc VAT
129RJ	967 19 34-02		

129R



Bullhorn brushcutter for homeowner use, ideal for tackling overgrown areas.

- Smart Start®
- Straight shaft
- T25 Tap'n'Go head
- Auto-return stop switch
- Double harness
- Grass Blade

Displacement	Power output	Vibration levels F/R	Weight
27.6cm ³	0.85kW / 1.1hp	4.2 / 4.2m/s ²	5.4kg
Model	Order PNC	RRP ex VAT	RRP inc VAT
129R	967 19 33-05		

REPLACEMENT CUTTING EQUIPMENT

Model	110iL	122C / 129C	129RJ / 129R
Head	A15B	T25	T25
PNC	534 16 26-01	578 44 60-01	578 44 60-01
Ex VAT			
Inc VAT			

Recommended line size			
Line Diameter	1.5mm	2.0 - 2.4mm	2.0 - 2.4mm

Grass Blade	N/A	N/A	Grass 255-4
PNC	N/A	N/A	578 44 37-01
Ex VAT			
Inc VAT			

Guard type	N/A	Line guard	Combi guard
PNC	N/A	580 44 66-10	580 44 66-06
Ex VAT			
Inc VAT			

Support Cup	N/A	N/A	Support cup
PNC	N/A	N/A	503 89 01-01
Ex VAT			
Inc VAT			

H-TEAM RECOMMEND

Husqvarna protective glasses. Page 288



HUSQVARNA RECOMMEND

Husqvarna Whisper Twist trimmer line reduces noise levels by up to -8dBA





PART-TIME USE



Machines designed for demanding domestic and landowner use. Choose the 315iC for lighter applications and for use in noise sensitive areas, ideal for demanding domestic use. For more heavy duty medium density applications or when used for longer periods select the 135R which is supplied with ergonomic harness and grass blade. Products are supplied with a highly efficient line head.

Ideal for applications including:

- **Property maintenance**
- **Overgrown areas**
- **Mowing larger areas (135R)**
- **Noise sensitive areas (battery)**

315iC



Powerful curved shaft loop handle battery trimmer for demanding domestic use.

- 36V Li-ion
- Keypad with savE™
- Brushed motor
- T25B Tap'n'Go head

Voltage	Motor type	Vibration levels F/R	Weight
36V Li-ion	Brushed motor	1.9 / 1.6m/s ²	31kg (excl. battery)
Model	Order PNC	RRP ex VAT	RRP inc VAT
315iC Unit only	967 91 59-13		
Unit + 40-C80 + 40-B140 (recommended)			

WORKING TIME ON ONE CHARGE

LIGHT

TOUGH



	40-B70	25 min	15 min
	40-B140	50 min	30 min
	BLi30	1 h 25 min	50 min

135R



Versatile, powerful bullhorn brushcutter, perfect for demanding domestic and landowner use.

- X-Torq®
- Double harness
- Grass Blade
- Auto-return stop switch
- T35 Tap'n'Go head

Displacement	Power output	Vibration levels F/R	Weight
34.6cm ³	1.4kW / 1.9hp	2.9 / 2.5m/s ²	6.8kg
Model	Order PNC	RRP ex VAT	RRP inc VAT
135R	966 60 48-02		



215iL

NEW



Powerful battery trimmer, ideal for quick and easy trimming of lawn edges and tall grass in larger gardens.

- Intuitive keypad with savE™
- Adjustable handle
- Kit 1 includes B70 and C80
- Telescopic shaft
- Automatic shut down
- Kit 2 includes B140 and C80

Voltage	Motor type	Vibration levels F/R	Weight
36V Li-ion	Brushless motor	TBC	3.1kg (excl. battery)
Model	Order PNC	RRP ex VAT	RRP inc VAT
215iL Unit Only	970 53 60-01		
215iL Kit 1	970 53 60-02		
215iL Kit 2	970 53 60-03		

REPLACEMENT CUTTING EQUIPMENT

Model	215iL	315iC	135R
Head	R25B	T25B M10	T35 M12
PNC	534 16 20-01	579 29 40-03	578 44 64-01
Ex VAT			
Inc VAT			

Recommended line size

Line Diameter	2.0mm	2.0mm	2.4 - 2.7mm
---------------	-------	-------	-------------

Grass Blade	N/A	N/A	Multi 300-3
PNC	N/A	N/A	578 44 45-01
Ex VAT			
Inc VAT			

Guard type	N/A	Line guard	Combi guard
PNC	N/A	N/A	537 33 16-01
Ex VAT			
Inc VAT			

Support Cup	N/A	N/A	Support cup M12
PNC	N/A	N/A	503 89 01-02
Ex VAT			
Inc VAT			

H-TEAM RECOMMEND

Protect what's important.
Husqvarna gardener hearing protection. Page 288



HUSQVARNA RECOMMEND

Opti Quadra and Opti Penta trimmer lines for a heavier duty line. Page 116





FULL-TIME USE



High performance petrol and battery brushcutters designed for full-time professional use in light to medium density applications. A choice of both loop and bullhorn handles to suit a range of different applications. Bullhorn machines feature high offset post and ergonomic harness for optimum working position which maximises user comfort and productivity, ideal when working for long periods. Products are supplied with a highly efficient line head and grass blade.

Ideal for applications including:

- Landscape maintenance
- Verges and pathways
- Parks and public spaces
- Overgrown areas
- Noise sensitive areas (battery)

520iLX



Professional use battery loop handle trimmer with 2-way rotation trimmer head.

- Brushless motor
- Two way head rotation
- Blade capable
- Keypad with savE™
- T25B Tap'n'Go head
- Weatherproof (IPX4)

Voltage	Motor type	Vibration levels F/R	Weight
36V Li-ion	BLDC Brushless	1.2 / 0.7m/s ²	3.0kg (excl. battery)
Model	Order PNC	RRP ex VAT	RRP inc VAT
520iLX Unit only	967 91 61-13		
J-Handle Kit	587 37 50-01		

Unit + BLi200 & QC330 (recommended)

520iRX



Professional use battery bullhorn trimmer with 2-way rotation trimmer head. Supplied with grass blade.

- Brushless motor
- Two way head rotation
- T25B head & grass blade
- Keypad with savE™
- Balance 35B harness
- Weatherproof (IPX4)

Voltage	Motor type	Vibration levels F/R	Weight
36V Li-ion	BLDC Brushless	1.2 / 0.7m/s ²	3.8kg (excl. battery)
Model	Order PNC	RRP ex VAT	RRP inc VAT
520iRX Unit only	967 91 62-03		

Unit + BLi200 & QC330 (recommended)

WORKING TIME ON ONE CHARGE

520iLX / 520iRX

LIGHT

TOUGH



	BLi100	40 min	20 min
	BLi200	1 h 20 min	40 min
	BLi300	2 h 15 min	1 h 15 min
	BLi950X	8 h 15 min	4 h 15 min



525RJX



J-Handle brushcutter designed for intensive professional use in lighter applications. Lowest vibrations in class.

- X-Torq®
- Single harness
- Grass blade
- Smart Start®
- T35 Tap'n'Go head

Displacement	Power output	Vibration levels F/R	Weight
25.4cm ³	1.0kW / 1.3hp	21 / 1.9m/s ²	4.3kg
Model	Order PNC	RRP ex VAT	RRP inc VAT
525RJX	966 77 71-01		

535RXT



High performance mid-range bullhorn brushcutter for intensive professional use in medium applications.

- X-Torq®
- Smart Start®
- T35 Tap'n'Go head
- Low Vib®
- Balance X™ harness
- Grass blade

Displacement	Power output	Vibration levels F/R	Weight
34.6cm ³	1.6kW / 2.2hp	2.4 / 31m/s ²	6.7kg
Model	Order PNC	RRP ex VAT	RRP inc VAT
535RXT	966 62 89-01		

525RX



Low weight bullhorn brushcutter designed for intensive professional use in lighter applications.

- X-Torq®
- Balance 35 harness
- Grass blade
- Smart Start®
- T35 Tap'n'Go head

Displacement	Power output	Vibration levels F/R	Weight
25.4cm ³	1.0kW / 1.3hp	21 / 2.3m/s ²	4.9kg
Model	Order PNC	RRP ex VAT	RRP inc VAT
525RX	966 77 68-01		

525RXT



Ultra low vibration bullhorn brushcutter designed for intensive professional use in lighter applications.

- X-Torq®
- Smart Start®
- T35 Tap'n'Go head
- Low Vib®
- Balance 55 harness
- Grass blade

Displacement	Power output	Vibration levels F/R	Weight
25.4cm ³	1.0kW / 1.3hp	18 / 1.9m/s ²	5.2kg
Model	Order PNC	RRP ex VAT	RRP inc VAT
525RXT	966 77 69-01		

REPLACEMENT CUTTING EQUIPMENT

Model	520iLX / iRX	525RJX / RX / RXT	535RXT
Head	T25B M10	T35 M10	T35 M12
PNC	579 29 40-03	578 44 63-01	578 44 64-01
Ex VAT			
Inc VAT			

Recommended line size			
Line Diameter	2.0 - 2.4mm	2.4 - 2.7mm	2.4 - 2.7mm
Grass Blade	Multi 255-3	Grass 255-4	Multi 300-3
PNC	578 44 49-01	578 44 37-01	578 44 45-01
Ex VAT			
Inc VAT			

Guard type	Combi guard	Combi guard	Combi guard
PNC	577 01 83-03	588 11 79-01	537 33 16-01
Ex VAT			
Inc VAT			

Support Cup	N/A	Support cup	Support cup M12
PNC	N/A	503 89 01-01	503 89 01-02
Ex VAT			
Inc VAT			

J- Handle Kit*	520iLX	N/A	N/A
PNC	587 37 50-01	N/A	N/A
Ex VAT			
Inc VAT			

*Required when using grass blade.

HUSQVARNA RECOMMEND

Opti Quadra and Opti Penta trimmer lines for a heavier duty line. Page 116





FULL-TIME USE



High performance battery brushcutters designed for full-time professional use in light to medium density applications. Bullhorn machines with high offset post and ergonomic harness for optimum working position which maximises user comfort and productivity, ideal when working for long periods. Products are supplied with a highly efficient line head and grass blade.

Ideal for applications including:

- Landscape maintenance
- Verges and pathways
- Parks and public spaces
- Overgrown areas
- Noise sensitive areas

535iRXT



High-performance battery bull horn brushcutter designed for professional use in medium applications. 35cm³ petrol equivalent performance.

- Fleet Services™ ready
- ErgoFeed auto line feed
- Low Vib®
- Weatherproof (IPX4)
- Balance XB™ Harness
- 45cm cutting swath

535iRX



High-performance battery bull horn brushcutter designed for professional use in medium applications. 35cm³ petrol equivalent performance.

- Low Vib®
- Balance 55 harness
- Weatherproof (IPX4)
- Intuitive keypad
- 45cm cutting swath

Voltage	Motor type	Vibration levels F/R	Weight
36V Li-ion	BLDC Brushless	1.3 / 1.4m/s ²	4.9kg (excl. battery)
Model	Order PNC	RRP ex VAT	RRP inc VAT
535iRX Unit only	967 85 06-05		

Unit + BLi300 & QC500 (recommended)

WORKING TIME ON ONE CHARGE	535iRX / 535iRXT	
	LINE	BLADE



	BLi200	15 min	25 min
	BLi300	30 min	45 min
	BLi950X	1 h 50 min	2 h 25 min



Li-ion 36V



Intuitive key pad is equipped with power button, LED battery status indicator as well as 3 speed mode for the E-TORQ™ motor. ErgoFeed™ button is positioned close to the thumb for convenience.



ErgoFeed™ function feeds trimmer line with a simple push of a button. Reducing risk of unintentional feed, minimising trimmer line consumption. Trimmer head is designed with minimum moving parts for robust and durability.

Voltage	Motor Type	Vibration Levels F/R	Weight
36V Li-ion	BLDC Brushless	1.2 / 1.4m/s ²	4.9kg (excl. battery)
Model	Order PNC	RRP Ex VAT	RRP Inc VAT

535iRX Unit only 967 85 06-07
Unit + BLi300 & QC500 (recommended)

REPLACEMENT CUTTING EQUIPMENT

Model	535iRX	535iRXT
Head	T35 M12	E35B ErgoFeed™
PNC	578 44 64-01	594 72 70-01
Ex VAT		
Inc VAT		

Recommended line size

Line Diameter	2.4 - 2.7mm	2.4 - 2.7mm
---------------	-------------	-------------

Grass Blade	Multi 300-3	Multi 300-3
PNC	578 44 45-01	578 44 45-01
Ex VAT		
Inc VAT		

Guard type	Combi guard	Combi guard
PNC	590 88 01-01	590 88 01-01
Ex VAT		
Inc VAT		

Support Cup	Support cup M12	Support cup M12
PNC	503 89 01-02	503 89 01-02
Ex VAT		
Inc VAT		

535iFR

Li-ion 36V



High-performance battery clearing saw designed for lighter forestry clearing applications. 35cm³ petrol equivalent performance.

- Fleet Services™ ready
- Saw & grass blades
- 45cm cutting swath
- Intuitive keypad
- Balance 55 harness
- Weatherproof (IPX4)

Voltage	Motor type	Vibration levels F/R	Weight
36V Li-ion	BLDC Brushless	1.4 / 1.7m/s ²	4.5kg (excl. battery)
Model	Order PNC	RRP ex VAT	RRP inc VAT

535iFR Unit only 967 85 05-04
Unit + BLi300 & QC500 (recommended)

Model	535iFR
Saw Blade	
PNC	597 46 82-01
Ex VAT	
Inc VAT	

Grass Blade	Multi 300-3
PNC	578 44 45-01
Ex VAT	
Inc VAT	

Trimmer Head	T35 M12
PNC	578 44 64-01
Ex VAT	
Inc VAT	




Support Cup	Support cup M12
PNC	503 89 01-02
Ex VAT	
Inc VAT	

WORKING TIME ON ONE CHARGE

535iFR

SAW BLADE



	BLi200	30 min
	BLi300	1 h
	BLi950X	3 h 20 min

HUSQVARNA RECOMMEND

Technical Brushcutter and Trimmer clothing.
Page 280





FULL-TIME USE



High performance petrol brushcutters designed for full-time professional use in heavy density applications. Machines feature high offset post and ergonomic harness for optimum working position which maximises user comfort and productivity, ideal when working for long periods. Products are supplied with a highly efficient line head and grass blade. Selected machines with the addition of a saw blade can be used for brushwood and forestry applications.

Ideal for applications including:

- **Landscape maintenance**
- **Highways and pathways**
- **Parks and public spaces**
- **Overgrown areas**
- **Forestry clearing**

543RS



Heavy duty bullhorn brushcutter designed for intensive landscaper and landowner use.

- X-Torq®
- T35 Tap'n'Go head
- Double harness
- Grass blade

Displacement	Power output	Vibration levels F/R	Weight
401cm ³	1.5kW / 2.0hp	35 / 3.0m/s ²	7.4kg
Model	Order PNC	RRP ex VAT	RRP inc VAT
543RS	966 77 99-01		

545RX



High performance professional brushcutter designed for heavy duty applications. Can be used as a forestry clearing saw.

- X-Torq®
- Smart Start®
- T45X Tap'n'Go head
- Low Vib®
- Balance X™ harness
- Grass blade

Displacement	Power output	Vibration levels F/R	Weight
45.7cm ³	2.1kW / 2.8hp	3.2 / 2.9m/s ²	8.9kg
Model	Order PNC	RRP ex VAT	RRP inc VAT
545RX	966 01 59-01		

545RXT



High performance professional brushcutter with Autotune™ designed for heavy duty applications. Can be used as a forestry clearing saw.

- X-Torq®
- Autotune™ & chokeless start
- T45X Tap'n'Go head
- Low Vib®
- Balance XT™ harness
- Grass blade

Displacement	Power output	Vibration levels F/R	Weight
45.7cm ³	2.1kW / 2.8hp	3.2 / 2.9m/s ²	8.7kg
Model	Order PNC	RRP ex VAT	RRP inc VAT
545RXT	967 17 67-01		



555RXT



Our most powerful professional brushcutter designed for the most heavy duty applications. Can be used as a forestry clearing saw.

- X-Torq®
- Smart Start®
- T55X Tap'n'Go head
- Low Vib®
- Balance XT™ harness
- Grass blade

Displacement	Power output	Vibration levels F/R	Weight
53.3cm ³	2.8kW / 3.75hp	1.5 / 1.6m/s ²	9.2kg
Model	Order PNC	RRP ex VAT	RRP inc VAT
555RXT	966 62 90-01		

553RBX



Powerful professional backpack brushcutter designed for heavy duty applications in demanding work environments.

- X-Torq®
- T45X Tap'n'Go head
- Backpack harness
- Grass blade

Displacement	Power output	Vibration levels F/R	Weight
50.6cm ³	2.3kW / 3.1hp	2.7 / 3.8m/s ²	12.1kg
Model	Order PNC	RRP ex VAT	RRP inc VAT
553RBX	966 78 02-01		

REPLACEMENT CUTTING EQUIPMENT

Model	543RS	545RX	545RXT
Head	T35 M12	T45X M12	T45X M12
PNC	578 44 64-01	578 44 68-01	578 44 68-01
Ex VAT			
Inc VAT			

Recommended line size

Line Diameter	2.4 - 2.7mm	2.7 - 3.3mm	2.7 - 3.3mm
---------------	-------------	-------------	-------------

Grass Blade	Multi 275-4	Multi 300-3	Multi 300-3
PNC	578 44 47-01	578 44 45-01	578 44 45-01
Ex VAT			
Inc VAT			

Guard type	Combi guard	Combi guard	Combi guard
PNC	537 33 16-01	544 46 43-01	544 46 43-01
Ex VAT			
Inc VAT			

Support Cup	Support cup M12	Support cup M12	Support cup M12
PNC	503 89 01-02	502 15 70-02	502 15 70-02
Ex VAT			
Inc VAT			

Model	555RXT	553RBX
Head	T55X M12	T45X M12
PNC	578 44 70-01	578 44 68-01
Ex VAT		
Inc VAT		

Recommended line size

Line Diameter	3.0 - 4.0mm	2.7 - 3.3mm
---------------	-------------	-------------

Grass Blade	Multi 350-3	Multi 275-4
PNC	578 44 44-01	578 44 47-01
Ex VAT		
Inc VAT		

Guard type	Line guard	Blade guard	Combi guard
PNC	544 10 74-02	502 46 49-01	537 33 16-01
Ex VAT			
Inc VAT			

Support Cup	Support cup M12	Support cup M12
PNC	502 15 70-02	503 89 01-02
Ex VAT		
Inc VAT		

HUSQVARNA RECOMMEND

Technical Brushcutter and Trimmer clothing.
Page 280





HARNESSES



Ergonomically designed harnesses for optimised load distribution. Our harnesses effectively distribute the weight of the machine, for the best possible balance. This makes the machine feel lighter, easier to manoeuvre and less strenuous to operate.

Ideal for applications including:

- **Brushcutters**
- **Pole products**
- **Battery products**

BALANCE 35



Ergonomically designed harness that distributes the load optimally between your shoulders, chest and back. Designed for use with smaller brushcutters.

Order PNC
537 27 57-02

RRP ex VAT

RRP inc VAT

BALANCE 35B



Ergonomically designed harness specially developed for battery products. Distributes the weight of the machine optimally between your shoulders, chest and back.

Order PNC
537 27 57-05

RRP ex VAT

RRP inc VAT

+ SMART ERGONOMIC SOLUTIONS (BALANCE XT™)



Flexible shoulder section and individual height adjustment.



Weight distribution from shoulders to hips.



Unisex setting for over and under the chest.



Shock-absorbing, travelling hip pad.



BALANCE 55



Ergonomically designed harness that distributes the load optimally between your shoulders, chest and back. Designed for use with smaller brushcutters.

Order PNC	RRP ex VAT	RRP inc VAT
537 27 57-01		

BALANCE X™ / XB™



Advanced harness with outstanding weight distribution between the shoulders, chest and back. Features floating hip pad with quick release. Designed for use with larger brushcutters.

Balance XB™ is equipped with a holder for a battery carrier so you can bring an extra battery.

Order PNC	RRP ex VAT	RRP inc VAT
578 44 97-01 (X)		
597 46 93-01 (XB)		

BALANCE XT™



Our most advanced harness with unique features including male and female setting and pivoting shoulder section. Weight is evenly distributed across the upper body for maximum comfort and efficiency.

Order PNC	RRP ex VAT	RRP inc VAT
578 44 98-01		

BALANCE FLEX




Designed for use with petrol pole products. The harness provides even load distribution over the shoulders. The machine support strap is spring assisted allowing floating load support and can be locked to a set length.

Order PNC	RRP ex VAT	RRP inc VAT
578 44 99-01		

	BALANCE 35	BALANCE 35B	BALANCE 55	BALANCE X™ / XB™	BALANCE XT™
Wide, ventilated back plate	●	●	●	●	●
Quick set adjustment points	●	●	●	●	●
Padded, ergonomics straps	●	●	●	●	●
Shock-absorbing hip pad	—	—	●	●	●
Flexible hip pad suspension	●	●	●	●	●
Wide, supporting hip belt	—	—	—	●	●
Quick release on hip pad	—	—	—	●	●
Grass and forest mode	—	—	—	●	●
Height adjustable back plate	—	—	—	—	●
Flexible shoulder section	—	—	—	—	●
Special setting for women	—	—	—	—	●

● = Available — = Not available

TECHNICAL SPECIFICATIONS

TRIMMERS & BRUSHCUTTERS	122C	129C	129RJ	129R	135R	525RJX	525RX	525RXT	
TECHNICAL SPECIFICATIONS									
Cylinder displacement, cm ³	21.7	27.6	27.6	27.6	34.6	25.4	25.4	25.4	
Power output, kW	0.6	0.85	0.85	0.85	1.4	1.0	1.0	1.0	
Fuel tank, litres	0.36	0.34	0.34	0.34	0.6	0.51	0.51	0.51	
Sound pressure level at operators ear, dB(A)*	88	93	94	94	98	94	93	94	
Sound power level guaranteed (LWA) dB(A)**	104	114	114	114	113	106	106	106	
Equivalent vibration level (ahv, eq) left/right handle, m/s ² ***	5.0/3.6	3.7/3.6	4.2/4.2	4.2/4.2	2.9/2.5	—	2.1/2.3	1.8/1.9	
Equivalent vibration level (ahv, eq) front/rear handle, m/s ² ***	5.0/3.6	3.64/3.59	4.21/4.23	4.61/4.23 5.89/4.6	—	2.1/1.9	—	—	
Weight (excl. cutting equipment), kg	4.4	4.5	4.8	5.4	6.8	4.3	4.9	5.2	
FEATURES									
Autotune™	—	—	—	—	—	—	—	—	
Auto-return stop switch	●	●	●	●	●	●	●	●	
Combi-guard	—	—	●	●	●	●	●	●	
Ergonomic handle	●	●	●	●	●	—	●	●	
Fuel pump	●	●	●	●	●	●	●	●	
Grass bevel gear	—	—	●	●	●	●	●	●	
High handlebar	—	—	—	—	—	—	●	●	
Low Vib®	—	—	—	—	—	—	—	●	
Smart Start®	●	●	●	●	—	●	●	●	
Soft grip handles	●	●	●	—	—	—	—	●	
Standalone starter	—	—	—	—	—	●	●	●	
Tap-n-Go trimmer head	●	●	●	●	●	●	●	●	
Tool-less adjustment harness hook eyelet	—	—	—	—	—	—	—	●	
Tool-less adjustment of handlebar	—	—	—	—	●	—	●	●	
X-Torq® engine	—	—	—	—	●	●	●	●	
7° offset handle bar	—	—	—	—	●	—	●	●	
HARNESSES									
Balance XT™	—	—	—	—	—	—	—	—	
Balance X™	—	—	—	—	—	—	—	—	
Balance 55	—	—	—	—	—	—	—	●	
Balance 35	—	—	—	—	—	—	●	—	
Standard double	—	—	—	●	●	—	—	—	
Standard single	—	—	●	—	—	●	—	—	
CUTTING EQUIPMENT									
	●/—/—	●/—/—	●/●/—	●/●/—	●/●/—	●/●/—	●/●/—	●/●/—	

● = Available (●) = Accessory — = Not available *Equivalent sound pressure level, according to ISO 22868, is calculated as the time-weighted energy total for different sound pressure levels under various working conditions. Typical statistical dispersion for equivalent sound pressure level is a standard deviation of 1 dB (A). **Noise emissions in the environment measured as sound power (LWA) in conformity with EC directive 2000/14/EC. The guaranteed sound power level includes variation in production as well as variation from the test code with 1–3 dB(A). ***Equivalent vibration level, according to ISO 22867, is calculated as the time-weighted energy total for vibration levels under various working conditions. Reported data for equivalent vibration level has a typical statistical dispersion (standard deviation) of 1 m/s².

! ALWAYS USE GENUINE HUSQVARNA LUBRICANTS AND SPARE PARTS FOR YOUR BRUSHCUTTER OR TRIMMER

These high quality spare parts and lubricants are developed to facilitate the care and maintenance of your Husqvarna equipment and enable trouble-free operation and storage. Husqvarna recommend regular service done by qualified technicians using only Husqvarna original or recommended spare parts. This will support the product's performance and lifetime. See your owner's manual or consult your Authorised Husqvarna dealer if any uncertainty occurs.



	535RXT	543RS	545RX	545RXT	555RXT	553RBX
	34.6	40.1	45.7	45.7	53.3	50.6
	1.6	1.5	2.1	2.1	2.8	2.3
	0.6	0.75	0.9	0.9	1.1	0.8
	96	95	101	100	101	97
	113	118	117	117	121	118
	2.4/3.1	3.5/3.0	3.2/2.9	3.2/2.9	1.5/1.6	—
	—	—	—	—	—	2.7/3.8
	6.7	7.4	8.9	8.7	9.2	12.1
	—		—	●	—	—
	●	●	●	●	●	—
	●	●	●	●	—	●
	●	—	●	●	●	●
	●	●	●	●	●	●
	●	●	●	●	●	●
	●	—	●	●	●	—
	●	—	●	●	●	—
	●	—	●	●	●	—
	●	●	●	●	●	●
	●	—	●	●	●	—
	●	●	●	●	●	●
	●	—	●	●	●	—
	—	—	—	●	●	—
	●	—	●	—	—	—
	—	—	—	—	—	—
	—	—	—	—	—	—
	—	●	—	—	—	—
	—	—	—	—	—	—
	●/●/—	●/●/—	●/●/(●)	●/●/(●)	●/●/(●)	●/●/—

COMBI MACHINES	129LK	525LK	535LK
TECHNICAL SPECIFICATIONS			
Cylinder displacement, cm ³	27.6	25.4	34.6
Power output, kW	0.85	1.0	1.6
Fuel tank, litres	0.34	0.51	0.6
Sound pressure level at operators ear, dB(A)*	95	94	99
Sound power level guaranteed (LWA) dB(A)**	114	106	114
Equivalent vibration level (ahv, eq) front/rear handle, m/s ² ***	9.9/8.9	3.0/3.3	4.5/3.9
Weight (excl. cutting equipment), kg	4.7	4.5	5.8
FEATURES			
Auto-return stop switch	●	●	●
"Click on" attachments	●	●	●
Combi-guard	—	—	—
Comfort handle	—	●	●
Detachable shaft	●	●	●
Ergonomic handle	—	●	●
Fuel pump	●	●	●
Grass bevel gear	—	●	●
Low Vib®	—	—	—
Smart Start®	●	●	—
Soft grip handle	—	●	●
Standalone starter	—	●	●
Tap-n-Go trimmer head	●	●	●
Tool-less adjustment of handlebar / handle	—	●	●
X-Torq® engine	—	●	●




NOMINAL POWER A new machinery directive (2006/42/EC) came into force on January 1, 2010, requiring manufacturers to declare the nominal power of engines, in kilowatts (kW). The power rating of the engines indicated is the average net power output during a normal working situations and meets applicable noise regulations (at specified rpm, see owner manual) of a typical production engine for the engine model measured to SAE standard J 1349/ISO 1585. Mass production engines may differ from this value. Actual power output for the engine installed in the final machine will depend on the operating speed, environmental conditions and other variables.

GET ONE MACHINE FOR THE WHOLE GARDEN



ATTACHMENTS THAT HELP YOU GET RID OF EVERYTHING

Start by choosing the machine that best suits your needs – then explore our wide range of attachments. Each attachment offers a quick connection, durable design and – most importantly – sufficient power to trim dense grass, cut vigorous bushes, blow or sweep huge piles of leaves and debris. Just to give some examples of what we can help you get rid of.



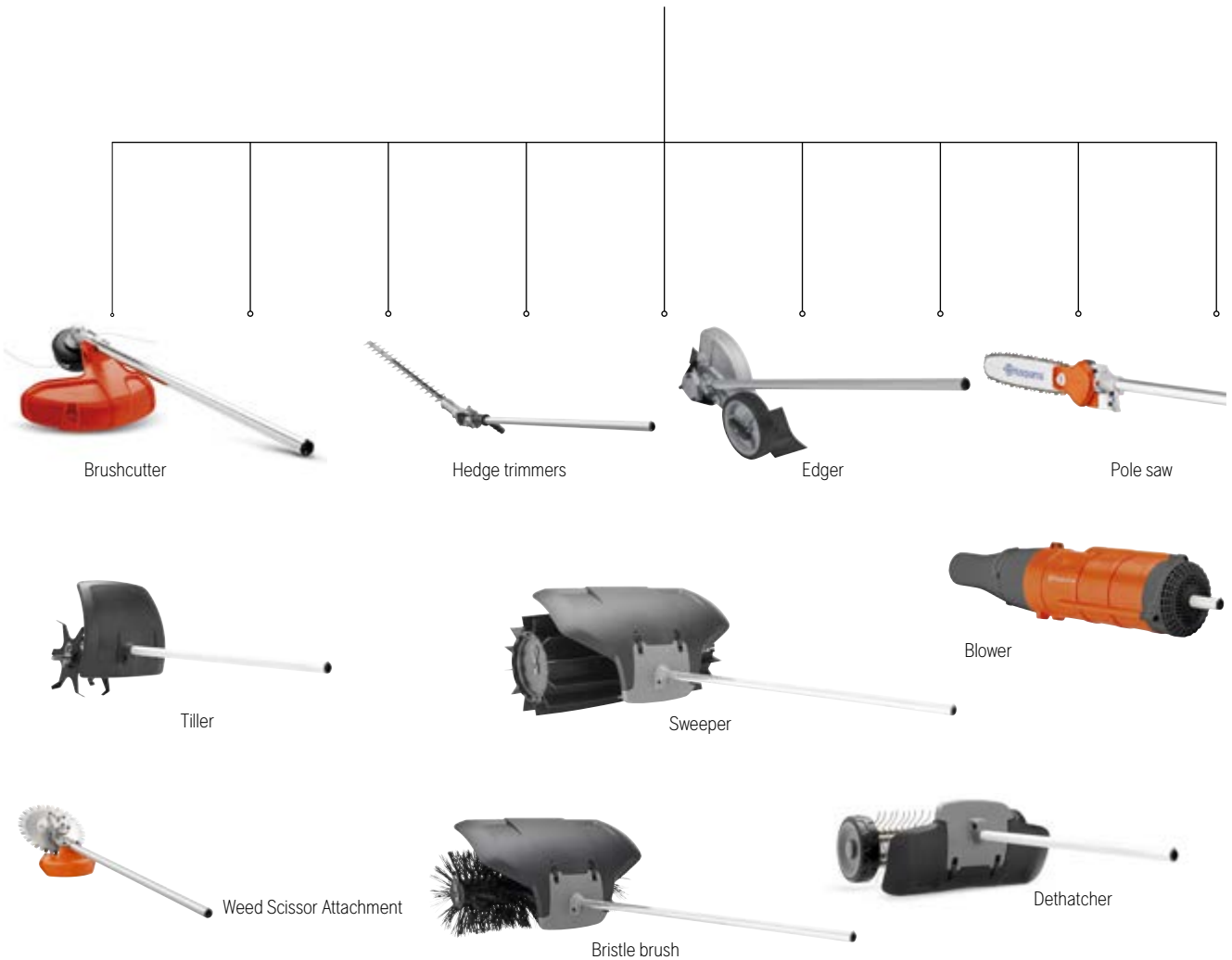
ENJOY HIGHLY EFFICIENT WORK – AT WHATEVER HEIGHT

We never compromise when it comes to power, durability and productivity. Therefore, we have designed our combi machines to work equally well as our conventional machines. This means that you can enjoy convenient and powerful pole sawing, as well as really efficient and reliable cultivating.



MAXIMUM VERSATILITY WHATEVER THE TASK

Our combi trimmers are the perfect choice if you want to have a truly smart, versatile work tool. You will only have to start and warm up one machine – then you are able to quickly and easily switch between many attachments to deal with all kinds of tasks – all year round. For maximum ease of use and low noise select the battery powered 325iLK which is designed for part-time use. The petrol and battery power units, together with all attachments, are as powerful and efficient as the conventional trimmers, pole saws, hedge trimmers, and so on. Also, a combi machine means less space for storage as well as less time and money for maintenance and service.

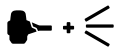


RELIABLE PERFORMANCE

The petrol and battery power units, together with all attachments, are as powerful and efficient as the conventional trimmers, pole saws, hedge trimmers, and so on. All to give you reliable workmates that help you get the job done at all times.

START UP ONE MACHINE

If you choose petrol power you will only have to start and warm up one machine – then you are able to quickly and easily switch between many attachments to deal with all kinds of tasks – all year round.



OCCASIONAL / FULL-TIME USE



A range of applications can be managed using one power unit making them extremely flexible tools. The 100 series Combi machine is ideal for domestic use. The battery powered 325iLK is designed for part-time use and ideal in noise sensitive areas and the 500 series is designed for full-time professional use. All attachments are designed for both domestic and full time professional use and can be used on both petrol and battery powered machines.

Ideal for applications including:

- All round garden maintenance
- Landscaping
- Bushes and trees
- Hard surfaces and soil
- Grass
- Lawn maintenance

129LK



Lightweight combi machine designed for homeowner use. Easy to start and supplied with trimmer attachment.

- Smart Start®
- T25 Tap'n'Go™ head
- Attachments available
- Multi-use
- Comes with trimmer attachment

Displacement	Power output	Vibration levels F/R	Weight
276cm ³	0.85kW / 11hp	9.9 / 8.9m/s ²	4.7kg
Model	Order PNC	RRP ex VAT	RRP inc VAT
129LK	967 19 36-03		

325iLK



High performance battery combi machine designed for part-time use. Includes TA850 trimmer attachment.

- Brushless motor
- Multi-use
- Power unit only
- 3 performance modes
- 13 attachments available
- 25cm² petrol performance

Voltage	Motor type	Vibration levels F/R	Weight
36V Li-ion	BLDC Brushless	2.6 / 1.0m/s ²	3.8kg (excl. battery)
Model	Order PNC	RRP ex VAT	RRP inc VAT
325iLK	967 85 01-01		
J-Handle Kit	537 04 850-01		

WORKING TIME ON ONE CHARGE	325iLK	
	LIGHT	TOUGH

	40-B140	45 min	20 min
	BLi30	1 h 15 min	40 min
	BLi200	50 min	30 min
	BLi300	1 h 40 min	50 min

525LK



Professional combi machine designed for full time use. Takes a variety of attachments for a wide range of applications.

- X-Torq®
- Multi-use
- Power unit only
- Smart Start®
- Attachments available

Displacement	Power output	Vibration levels F/R	Weight
25.4cm ³	1.0kW / 1.3hp	3.0 / 3.3m/s ²	4.5kg
Model	Order PNC	RRP ex VAT	RRP inc VAT
525LK - Unit only	967 14 83-01		

535LK



High performance professional combi machine designed for full time use. Takes a variety of attachments for a wide range of applications.

- X-Torq®
- Comes with trimmer attachment
- T35 Tap'n'Go™ head
- Multi-use
- Attachments available

Displacement	Power output	Vibration levels F/R	Weight
34.6cm ³	1.6kW / 2.2hp	4.5 / 3.9m/s ²	5.8kg
Model	Order PNC	RRP ex VAT	RRP inc VAT
535LK	967 68 81-01		

REPLACEMENT CUTTING EQUIPMENT

Model	129LK	325iLK / 525LK	535LK
Head	T25 M10	T35 M10	T35 M10
PNC	578 44 61-01	578 44 63-01	578 44 63-01
Ex VAT			
Inc VAT			

Recommended line size

Line Diameter	2.0 - 2.4mm	2.4 - 2.7mm	2.4 - 2.7mm

Guard type	Combi guard	Combi guard	Combi guard
PNC	580 44 66-06	588 11 79-01	588 11 79-01
Ex VAT			
Inc VAT			

HUSQVARNA RECOMMEND

Opti Quadra and Opti Penta trimmer lines for a heavier duty line. Page 116



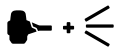
CLICK-IN-CLICK-OUT

The combi attachments are easy to change over with minimal effort using the click-in-click-out mechanism.



PRODUCT SPECIFICATIONS

Please see page 107 for full specifications.



OCCASIONAL / FULL-TIME USE



A wide range of attachments designed to cover all aspects of outdoor maintenance from grass trimming through to hard surface cleaning, maximising machine flexibility. All attachments are designed for both occasional and full time professional use and can be used on both petrol and battery power units.

Ideal for applications including:

- All round garden maintenance
- Landscaping
- Bushes and trees
- Hard surfaces and soil
- Grass
- Lawn maintenance

TRIMMER TA 850



Trimmer attachment equipped with combination guard and T35 Tap-n-Go™ trimmer head. Blade capable (J-handle kit required) Weight 1.2kg

Fits to	Order PNC	RRP ex VAT	RRP inc VAT
LK / iLK	537 35 35-03		

WEED SCISSORS RA850



Cutting attachment for weed control and grass edging along footpaths and gravel paths. Reduces the risk of scattered stones and debris. Weight 2.5kg

Fits to	Order PNC	RRP ex VAT	RRP inc VAT
LK / iLK	967 90 85-01		

EDGER ECA850



Edging attachment, ideal for keeping lawn, pathway and flowerbed edges neat. Features adjustable support wheel and curved shaft. Weight 3.2kg

Fits to	Order PNC	RRP ex VAT	RRP inc VAT
LK / iLK	967 92 55-04		

EDGER ESA850



Edging attachment, ideal for keeping lawn, pathway and flowerbed edges neat. Features adjustable support wheel. Weight 3.2kg

Fits to	Order PNC	RRP ex VAT	RRP inc VAT
LK / iLK	967 92 56-04		

HEDGE TRIMMER HA 200



Short reach adjustable hedge trimmer attachment. 60cm / 236" blade length. Head adjustment 135°. Tube length 11cm. Weight 2.3kg

Fits to	Order PNC	RRP ex VAT	RRP inc VAT
LK	596 31 65-01		

HEDGE TRIMMER HA 860



Long reach adjustable hedge trimmer attachment ideal for hedge tops. 60cm / 23.6" blade length. Head adjustment 135°. Tube length 85cm. Weight 2.6kg

Fits to	Order PNC	RRP ex VAT	RRP inc VAT
LK / iLK	596 31 66-01		

POLE SAW PA 1100



Pole saw attachment, ideal for pruning when additional reach is required. Cuts branches up to approx. 15cm in thickness. Length 110cm. Weight 1.4kg

Fits to	Order PNC	RRP ex VAT	RRP inc VAT
LK / iLK	537 18 33-23		

TILLER CA 230



Tiller attachment, ideal for use on flowerbeds and smaller areas of soil. Features heavy duty gearbox and 2 tines. Weight 3kg

Fits to	Order PNC	RRP ex VAT	RRP inc VAT
LK / iLK	967 29 42-01		

SCARIFIER DT600



Dethatcher attachment for removal of moss and thatch to provide a healthier lawn. Working width 60cm. Weight 6.4kg

Fits to	Order PNC	RRP ex VAT	RRP inc VAT
LK / iLK	967 29 69-01		

SWEEPER SR 600-2



Rubber broom attachment, ideal for sweeping sand and gravel from paths, driveways and lawns. Guard is included. Working width 60cm. Weight 6.5kg

Fits to	Order PNC	RRP ex VAT	RRP inc VAT
LK / iLK	967 29 44-01		

BRUSH BR600



Bristle brush attachment, ideal for sweeping dirt from paths, driveways and in deep grooves. Guard is included. Working width 60cm. Weight 5.5kg

Fits to	Order PNC	RRP ex VAT	RRP inc VAT
LK / iLK	967 29 67-01		

BLOWER BA 101



Blower attachment, ideal for clearing paths and driveways from leaves, litter and grass clippings. Airflow 15 m³/min, Air speed 66m/s. Weight 1.9kg

Fits to	Order PNC	RRP ex VAT	RRP inc VAT
LK / iLK	967 28 64-01		

BRUSH CUTTER BCA 850



Brush cutter attachment with combination guard and Multi 255-4 grass blade. Inc. J-handle & harness. Weight 2.6 kg

Fits to	Order PNC	RRP ex VAT	RRP inc VAT
LK / iLK	967 18 59-01		

EXTENSION EX 780



Shaft extension that gives an extra reach of 78cm. Weight 0.6kg

Fits to	Order PNC	RRP ex VAT	RRP inc VAT
LK / iLK	967 29 71-01		



CUTTING EQUIPMENT



All Husqvarna trimmer heads, trimmer lines and blades are designed to do more than simply cut. Their outstanding design, high quality materials and facilitating technology offer top level performance, efficiency and safety no matter what your application.

TRIMMER HEAD - TAP-N-GO™ 25-55C



Tap-n-Go™ function automatically feeds line when the head is pushed into the ground. X variants have a longer working life due to a Tap-n-Go™ button with ball bearing. T35 Universal includes adapters that allow it to be attached to most other trimmers.

Item	Order PNC	RRP ex VAT	RRP inc VAT
T25 3/8" Semi Auto - Curved Shaft	578 44 60-01		
T25 M10 Semi Auto - Straight Shaft	578 44 61-01		
T25B M8 Semi Auto - Battery	589 87 32-01		
T25B M10 Semi Auto - Battery	579 29 40-03		
T25C 3/8" Semi Auto - Curved Shaft	578 44 59-01		
T35 M10 Semi Auto	578 44 63-01		
T35 M10 Semi Auto - Universal	578 44 94-01		
T35 M12 Semi Auto	578 44 64-01		
T35X M10 Semi Auto (W. Ball Bearing)	578 44 65-01		
T35X M12 Semi Auto (W. Ball Bearing)	578 44 66-01		
T45X M12 Semi Auto (W. Ball Bearing)	578 44 68-01		
T55X M12 Semi Auto (W. Ball Bearing)	578 44 70-01		
ErgoFeed E35B (Fits 535iRXT)	594 72 70-01		

TRIMMER HEAD - MANUAL 25-55C



The line is fed manually by the user by pushing the line feed button and pulling the cord. This enables the user to select the length of line to achieve the effect desired.

Item	Order PNC	RRP ex VAT	RRP inc VAT
S35 M10	578 44 74-01		
S35 M12	578 44 76-01		
Manual SII M12 (W. Ball Bearing)	578 44 78-01		

TRIMMER HEAD - TRI-CUT



Distinct design with plastic blades instead of trimmer line, ideal for coarser grass and terrain with stones. Highly visible, replaceable plastic flails which are safe to use around trees and bushes.

Item	Order PNC	RRP ex VAT	RRP inc VAT
Tri Cut M10	578 44 91-01		
Tri Cut M12	578 44 93-01		

TRIMMER HEAD - ALLOY



Robust and reliable with quick and easy line loading. Maintenance is minimised and the low cutting height gives a tidy result.

Item	Order PNC	RRP ex VAT	RRP inc VAT
Alloy Manual - Fixed	578 44 82-01		




PRODUCT USE GUIDE

Use the guide below to help you select the best trimmer head for your needs.

		RECOMMENDED ENGINE DISPLACEMENT	CORD FEED	DURABILITY	USE	LINE SIZE	LINE CAPACITY	THREAD
	T55X	55cm ³	Semi automatic	●●●●●	Heavy grass Grass	3 - 4mm	10 - 6m	M12
	T45X	45cm ³	Semi automatic	●●●●●	Heavy grass Grass	2.7 - 3.3mm	9 - 7.5m	M12L
	T35X	25 - 35cm ³	Semi automatic	●●●●●	Grass	2.4 - 2.7mm	8.5 - 7m	M10L M12L
	T35	25 - 35cm ³	Semi automatic	●●●●○	Grass	2.4 - 2.7mm	8.5 - 7m	M10L 12L Univ.
	T25	25cm ³	Semi automatic	●●●●○	Grass	2 - 2.4mm	6 - 5m	3/8"R M10L
	T25B	Battery	Semi automatic	●●●●○	Grass	2 - 2.4mm	6 - 5m	M10 M8
	T25C	25cm ³	Semi automatic	●●●●○	Grass	2mm	5 - 4m	3/8"R M10 M8
	E35B Ergofeed™	Battery 535iRXT	Semi automatic	●●●●○	Grass	2.4 - 2.7mm		
	S35	30cm ³	Manual	●●●●○	Grass	2.4 - 2.7mm	8 - 7m	M10L
		30 - 42cm ³						M12L
	Trimmy SII	50cm ³	Manual	●●●●○	Heavy grass Grass	2 - 3.3mm	9 - 5m	M12
	Alloy	All displacements	Manual	●●●●●	Heavy grass Grass	2 - 3.3mm	-	N/A
	TriCut	All displacements	-	●●●●●	Heavy grass Grass	-	-	M10L M12L

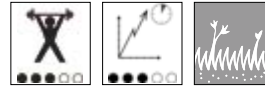



TRIMMER LINE - OPTI ROUND



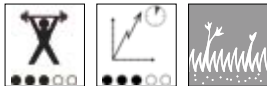

Diameter (mm)	Length (m)	Order PNC	RRP ex VAT	RRP inc VAT
● Ø1.5	15	597 66 88-01		
● Ø2.0	15	597 66 88-10		
● Ø2.0	130	597 66 88-11		
● Ø2.4	15	597 66 88-20		
● Ø2.4	90	597 66 88-21		
● Ø2.4	240	597 66 88-22		
● Ø2.7	12	597 66 88-30		
● Ø2.7	70	597 66 88-31		
● Ø2.7	240	597 66 88-32		
● Ø3.0	10	597 66 88-40		
● Ø3.0	56	597 66 88-41		
● Ø3.0	240	597 66 88-42		
● Ø3.0	637	597 66 88-43		
○ Ø3.3	75	597 66 88-50		
○ Ø3.3	240	597 66 88-51		
○ Ø3.3	530	597 66 88-52		

TRIMMER LINE - OPTI QUADRA



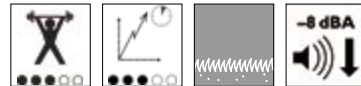
Diameter (mm)	Length (m)	Order PNC	RRP ex VAT	RRP inc VAT
● Ø2.4	70	597 66 89-01		
● Ø2.4	210	597 66 89-02		
● Ø3.0	48	597 66 89-20		
● Ø3.0	240	597 66 89-21		
● Ø3.0	528	597 66 89-22		
● Ø2.7	55	597 66 89-10		
● Ø2.7	170	597 66 89-11		
○ Ø3.3	65	597 66 89-30		
○ Ø3.3	183	597 66 89-31		
○ Ø3.3	437	597 66 89-32		

TRIMMER LINE - OPTI PENTA



Diameter (mm)	Length (m)	Order PNC	RRP ex VAT	RRP inc VAT
● Ø2.4	90	597 66 90-01		
● Ø2.4	240	597 66 90-02		
● Ø2.7	70	597 66 90-10		
● Ø2.7	240	597 66 90-11		
● Ø3.0	56	597 66 90-20		
● Ø3.0	240	597 66 90-21		
○ Ø3.3	75	597 66 90-30		

TRIMMER LINE - WHISPER TWIST



Diameter (mm)	Length (m)	Order PNC	RRP ex VAT	RRP inc VAT
● Ø1.5	15	597 66 91-01		
● Ø2.0	15	597 66 91-10		
● Ø2.0	112	597 66 91-11		
● Ø2.4	12	597 66 91-20		
● Ø2.4	77	597 66 91-21		
● Ø2.4	210	597 66 91-22		
● Ø2.7	10	597 66 91-30		
● Ø2.7	60	597 66 91-31		
● Ø2.7	210	597 66 91-32		
● Ø3.0	9	597 66 91-40		
● Ø3.0	48	597 66 91-41		
● Ø3.0	210	597 66 91-42		

TRIMMER LINE - CORECUT



Diameter (mm)	Length (m)	Order PNC	RRP ex VAT	RRP inc VAT
○ Ø2.0	15	597 66 92-01		
○ Ø2.0	112	597 66 92-02		
○ Ø2.4	12	597 66 92-10		
○ Ø2.4	77	597 66 92-11		
○ Ø2.4	210	597 66 92-12		
○ Ø2.7	10	597 66 92-20		
○ Ø2.7	60	597 66 92-21		
○ Ø2.7	210	597 66 92-22		
○ Ø3.0	9	597 66 92-30		
○ Ø3.0	48	597 66 92-31		
○ Ø3.0	210	597 66 92-32		
○ Ø3.3	65	597 66 92-40		
○ Ø3.3	210	597 66 92-41		
○ Ø4.0	65	597 66 92-50		
○ Ø4.0	138	597 66 92-51		



Durability



Efficiency



Grass



Heavy grass



Low noise



Oxo-biodegradable



GRASS BLADES



For dense, coarse grass, but not for woody growth.

Item	Order PNC	RRP ex VAT	RRP inc VAT
Grass 255 - 3T	578 44 49-01		
Grass 255 - 4T	578 44 37-01		
Grass 255 - 8T	578 44 40-01		
Grass 275 - 4T	578 44 47-01		
Multi 300 - 3T	578 44 45-01		
Multi 330 - 2T	578 44 51-01		
Multi 350 - 3T	578 44 44-01		

SAW BLADES



Efficient and durable with a tooth design that gives a smooth cut and reduces the risk of the blade getting pinched in the wood.

Item	Order PNC	RRP ex VAT	RRP inc VAT
Scarlett 200 - 22T	597 46 82-01		
Scarlett 225 - 24T	597 46 89-01		



EDGER BLADE



Durable 19cm edger blade allows for a cutting depth up to 6cm for edging your lawn.

Item	Order PNC	RRP ex VAT	RRP inc VAT
Edger Blade	503 84 82-02		

PLASTIC BLADES



Replaceable plastic blades for Tri Cut head.

Item	Order PNC	RRP ex VAT	RRP inc VAT
6 pieces - 255mm	531 01 77-14		
6 pieces - 300mm	531 01 77-15		

SHREDDER BLADE



Shredder blade for mulching applications such as coarse grass, bushes and bramble with stems up to 2cm. Must be used with appropriate shredder guard.

Item	Order PNC	RRP ex VAT	RRP inc VAT
Shredder Blade 1"	589775301		
Shredder Blade 20mm	589775501		
Shredder Blade 1", Bulk 10pcs	589775310		
Shredder Blade Kit 1" Inc guard	544842901		

HUSQVARNA RECOMMEND
 Technical Brushcutter and Trimmer clothing.
 Page 280





CUTTING EQUIPMENT GUIDE

MODEL	GRASS	COARSE GRASS
555RXT	A5 + 12 13 14	C3 + E2 E3 + 4 5 6
553RBX	A4 B2 + 9 10 11 12 14 16	B2 + E4 + 3 4 6 7
543RS	A4 B2 + 9 10 11 12 14 16	B2 + E4 + 3 4 6 7
545RXT/545RX	A2 B4 + 12 13 14 16	C1 B4 + E2 E3 + 3 4 6
535iRXT	A11 + 10 11 19	C4 + E4 + 2 3 4 6
535iRX/ 535iFR	A11 + 10 11	C4 + E4 + 2 3 4 6
535RXT/135R	A4 B2 + 9 10 11 12 14 16	B2 + E4 + 2 3 4 6
535LK	B1 + 3 6 7 8 15	
525RXT/525RX	A1 B1 + 3 5 6 7 8 15	B1 + E1 + 1 2 3
525RJX	A1 B1 + 1 3 6 7 8 15	B1 + E1 + 2
525LK	A1 B1 + 1 3 6 7 8 15	
520iRX	A7 + 17	2 3
520iLX	A7 + 17	F4 + 2 3
325iLK	A12 + 1 3 6 7	F1
315iC	A9 + 17	
129R/129RJ	B5 + 3	B5 + E1 + 2
129LK	B5 + 3	14
129C	A8 + 2	
122C	A8 + 2	
110iL		
215iL		

TRIMMER GUARDS	COMBINATION GUARDS	GRASS BLADE GUARDS	SAW BLADE GUARDS	SUPPORT CUPS	KITS
A1 588 54 37-01	B1 588 11 79-01	C1 537 28 85-01	D1 537 29 95-01 200mm (adapter incl.)	E1 503 89 01-01	F1 537 04 85-01 incl. B1 E1 E2
A2 503 95 43-01	B2 537 33 16-01	C2 537 29 74-01	D2 537 31 09-02 200mm (adapter incl.)	E2 503 90 18-02 (20mm/1")	
A3 537 29 73-01	B3 545 03 09-01	C3 502 46 49-01	D3 502 30 36-01 200mm	E3 502 15 70-02 M12 (20mm/1") Ballbearing	F2 952 71 56-16 incl. E1 E2
A4 537 34 94-03	B4 544 46 43-01	C4 590 88 00-01	D4 574 50 67-02 225mm	E4 503 89 01-02 M12	
A5 544 10 74-02	B5 580 44 66-06		D5 501 32 04-02 200mm (adapter incl.)		F3 544 24 96-01 incl. B2 E1 E2
A6 502 46 50-01			D6 502 43 55-01 225mm (adapter incl.)		
A7 577 01 83-03					F4 587 37 50-01 For blade attachment
A8 580 44 66-10					
A9 577 96 51-01					
A10 585 33 92-01					
A11 590 88 01-01					
A12 590 88 01-01					



	BUSHES AND TREES	HARD SURFACES	ATTACHMENTS	MIN-MAX TRIMMER LINE DIAMETER (SUPPLIED HEAD)	SUPPLIED HARNESS
	D6 + 9			3.0 - 4.0mm	BALANCE XT
				2.7 - 3.3mm	INTEGRATED
				2.7 - 3.3mm	STANDARD DOUBLE
	D2 + 8			2.7 - 3.3mm	BALANCE XT / X
				2.4 - 2.7mm	BALANCE XB
				2.4 - 2.7mm	BALANCE XB
	D5 + 8			2.4 - 2.7mm	BALANCE X / STANDARD DOUBLE
	1 5 6 7	13 15	2 3 4 8 16 17 18 21	2.4 - 2.7mm	-
	D1 + 8			2.4 - 2.7mm	BALANCE 55 / 35
				2.4 - 2.7mm	-
	1 5 6 7	13 15	2 3 4 8 16 17 18 21	-	-
				2.0 - 2.4mm	BALANCE 35B
				2.0 - 2.4mm	-
	1 6	13 15	2 3 8 16 17 18 21	2.0 - 2.4mm	-
				2.0mm	-
				2.0 - 2.4mm	STANDARD DOUBLE / -
	1 5 6 7	13 15	2 3 8 16 17 18	2.0 - 2.4mm	-
				2.0 - 2.4mm	-
				2.0 - 2.4mm	-
				TBCmm	TBC
				TBCmm	TBC

CUTTING EQUIPMENTS				ATTACHMENTS	
1	578 44 82-01 Alloy 	11	578 44 66-01 T35X M12 	1	578 44 40-01 Grass 255-8 (1")
2	578 44 60-01 T25 (R) 	12	578 44 68-01 T45X M12 	2	578 44 37-01 Grass 255-4 (1")
3	578 44 61-01 T25 	13	578 44 70-01 T55X M12 	3	578 44 49-01 Multi 255-3 (1")
4	578 44 59-01 T25C (R) 	14	578 44 78-01 S11 M12 	4	578 44 47-01 Multi 275-4 (1")
5	578 44 74-01 S35 M10 	15	578 44 91-01 TriCut M10 	5	578 44 44-01 Multi 350-3 (1")
6	578 44 63-01 T35 M10 	16	578 44 93-01 TriCut M12 	6	578 44 45-01 Multi 300-3 (1")
7	578 44 65-01 T35X M10 	17	579 29 40-03 T25B M10 	7	578 44 51-01 Multi 330-2 (1")
8	578 44 71-01 Superauto II M10 (1") 	18	589 87 32-01 T25B M8 	8	578 44 25-01 Scarlett 200-22 (1")
9	578 44 76-01 S35 M12 	19	594 72 70-01 E35B 	9	578 44 27-01 Scarlett 225-24 (1")
10	578 44 64-01 T35 M12 				
				13	967 28 64-01 BA 101
				15	967 29 67-01 BR 600
				16	967 29 69-01 DT 600
				17	967 29 42-01 CA 230
				18	579 44 35-01 Second blade set, fits CA 230
				21	967 90 85-01 RA 850
				5	537 19 66-05 HA 110
				6	537 19 66-06 HA 850
				7	967 29 71-01 EX 780
				8	537 35 35-01 TA 850
				A8	2

Cutting equipment highlighted in bold supplied with machine as standard equipment.



SHARP TOOLS FOR GREAT LOOKS

A hedge needs time and care to stay healthy and beautiful. A well-kept hedge will provide you with privacy while giving the garden solid lines and visual appeal. Different hedges need different types of tools, which is important to keep in mind when buying a hedge trimmer. All Husqvarna hedge trimmers are powerful, precise and efficient to give great results every time. They're machines designed to make your work easier.



WHAT YOU GET AND HOW WE DO IT



BUILT TO LAST

No matter if you choose to use a battery or petrol-powered hedge trimmer, the overall robust design will provide a long service life and make sure your trimmer makes easy work of even the toughest of tasks.



LOWER YOUR IMPACT

Our battery-powered hedge trimmers are virtually free from emissions, whereas for petrol-powered machines, the engine technology helps reduce harmful exhaust emissions and increases fuel efficiency.



QUIET OPERATION

The battery operation or our low noise engine technology together with the special design make our hedge trimmers quiet and easy to use. A very important aspect for everyone who operates in residential areas.



SMOOTHER STARTING

The engine and starter have been designed so the machine starts quickly with minimum effort, getting you started quickly.



LOW VIBRATIONS

Our petrol-powered engines are equipped with effective anti-vibration dampeners that absorb vibrations, whereas battery-powered machines all produce much less vibration, sparing your arms and hands.



MAKE SURE YOU ALWAYS TRIM WITH FIRST CLASS RESULTS



Adjustable cutter bar angle



EXTENDED HEDGE TRIMMERS REACH WHERE OTHERS STRUGGLE

Articulating extended battery and petrol trimmers are perfect when you need to reach difficult places without losing performance. They have superb handling, are easy to start, suit both high and low hedges and with back folding cutting head making them extra easy to store and transport.

- + Difficult trimming
- + Low and high hedges
- + Great handling
- + Easy storage
- + Telescopic extension



DOUBLE-SIDED HEDGE TRIMMERS FLEXIBLE HANDLING AT ANY ANGLE

Double-sided hedge trimmers are designed for shaped sections of hedges. They offer efficient and comfortable operation with features such as Smart Start®, Low Vib® and adjustable handle on most models.

- + Shaping hedges
- + Coarse cutting
- + Great performance
- + Adjustable handles

- + Wide hedges
- + Precision cutting
- + Comfortable operation
- + Coarse Cutting



SINGLE-SIDED HEDGE TRIMMERS STRAIGHT CUTS IN ONE MOVEMENT

Single-sided trimmers are supplied with long blades and still feature an optimised weight distribution to make it easier to make straight cuts with precision. The leaf catcher helps collecting leaves and debris, saving time and effort.




Find out more on page 267

WHY CHOOSE A BATTERY HEDGE TRIMMER?

Low noise. No direct emissions. Low vibrations. Perfect balance. High performance. Extremely low operational cost. These are some of the criteria of an excellent hedge trimmer and that's exactly what you get from the Husqvarna Battery Series hedge trimmers.

Lightweight and perfectly balanced to facilitate comfortable work, even when trimming for extended hours. Plus, you'll enjoy the low maintenance of a battery-powered tool.



PRODUCT USE GUIDE

Use this guide to help you select the best product for your needs.

TYPE OF USE	MODEL	POWER SOURCE	DISPLACEMENT (CM ³) / VOLTAGE	WEIGHT	BLADE LENGTH					PAGE
						FINE	COARSE	FINE TALL	COARSE TALL	
 OCCASIONAL USE (DOMESTIC / HOMEOWNER)	215iHD45	 36V Li-ion	36V Li-ion	3.2kg*	45cm / 18"	●	○			125
	122HD45	Petrol	21.7cm ³	4.7kg	45cm / 18"	●	○			125
	122HD60	Petrol	21.7cm ³	4.9kg	60cm / 24"	●	○			125
 PART-TIME USE (FARMER / LANDOWNER)	322HD60	Petrol	21.7cm ³	5.2kg	60cm / 24"	●	●	○	○	125
 FULL-TIME USE (PROFESSIONAL)	520iHD60	 36V Li-ion	36V Li-ion	3.8kg*	60cm / 24"	●	●	○	○	126
	520iHD70	 36V Li-ion	36V Li-ion	3.9kg*	70cm / 28"	●	●	○	○	126
	522HD60X	Petrol	21.7cm ³	4.9kg	60cm / 24"	●	○	○	○	127
	522HDR60X	Petrol	21.7cm ³	5.0kg	60cm / 24"	○	●	○	○	127
	522HDR75X	Petrol	21.7cm ³	5.2kg	75cm / 30"	○	●	○	○	127
	522HS75X	Petrol	21.7cm ³	5.0kg	75cm / 30"	●	○	○	○	127
	522HDR75X	Petrol	21.7cm ³	5.0kg	75cm / 30"	○	●	○	○	127
	520iHE3	 36V Li-ion	36V Li-ion	4.1kg*	55cm / 22"	●	●	●	●	129
	520iHT4	 36V Li-ion	36V Li-ion	5.3kg*	55cm / 22"	●	●	●	●	129
	525HE3	Petrol	25.4cm ³	6.35kg	55cm / 22"	●	●	●	●	128
525HE4	Petrol	25.4cm ³	6.4kg	55cm / 22"	●	●	●	●	128	

The product selector is only to be used as a guide. Please visit your local Authorised Husqvarna dealer for more information.

* Excludes battery ● Optimised solution (guideline only) ○ Capable solution but not optimal (guideline only)

OCCASIONAL / PART-TIME USE



120iTK4-H



Telescopic pole hedge trimmer, equipped with a telescopic tube with up to 4m reach and split shaft for easy transportation. Adjustable 7 angled cutting head for convenient cutting positions. Part of the 120iTK4 Combi Series.

- 2.800 cuts/min
- Split shaft - transport mode
- 7 angled cutting head
- Keypad with savE™
- 50cm blade length
- Kit includes 40-B70 and 40-C80

Voltage	Motor type	Vibration levels F/R	Weight
36V Li-ion	2 Brush motor	1.2 / 0.82m/s ²	4.5kg (excl. battery)
Model	Order PNC	RRP ex VAT	RRP inc VAT
120iTK4-H Unit only	970 51 59-02		
120iTK4-H Kit	970 51 59-05		

WORKING TIME ON ONE CHARGE

120iTK4-H

LIGHT TRIMMING



	40-B70	45 min	1 h 20 min
	40-B140	1 h 30 min	2 h 40 min

Low weight hedge trimmers designed for domestic occasional to part-time use. Our products are designed to be user friendly with features including Smart Start® and auto-return stop switch for ease of use on the petrol products. For ultimate ease of use select the battery powered version. 100 series are perfect for domestic garden use whilst 300 series are made for cutting denser materials and to withstand tougher work.

Ideal for applications including:

- **Garden maintenance**
- **Trimming & pruning**
- **Shaping**
- **Farm & Estate maintenance (300 series)**

122HD45



Low-noise, lightweight hedge trimmer for domestic use, with useful features including Auto return stop switch and Smart Start.®

- Low noise engine
- Smart Start®
- Low Vib®
- 4050 cuts/min blade speed

Displacement	Power output	Vibration levels F/R	Weight
21.7cm ³	0.6kW / 0.8hp	2.9 / 4.9m/s ²	4.7kg
Blade length	Order PNC	RRP ex VAT	RRP inc VAT
45cm / 18"	966 53 23-01		

122HD60



Low-noise, lightweight hedge trimmer for domestic use with convenient features including an adjustable rear handle and Smart Start.®

- Low noise engine
- Smart Start®
- 4050 cuts/min blade speed
- Low Vib®
- Adjustable rear handle

Displacement	Power output	Vibration levels F/R	Weight
21.7cm ³	0.6kW / 0.8hp	4.1 / 3.6m/s ²	4.9kg
Blade length	Order PNC	RRP ex VAT	RRP inc VAT
60cm / 24"	966 53 24-01		

215iHD45 NEW 



Low weight high efficiency domestic battery hedge trimmer designed for maximum ease of use.

- High efficiency motor
- 3000 cuts/min blade speed
- Kit 1 includes B70 and C80
- Digital interface with savE™
- 45cm / 18" blade length
- Kit 2 includes 215iL, B140 & C80

Voltage	Motor type	Vibration levels F/R	Weight
36V Li-ion	Brushless motor	2.1 / 1.7m/s ²	32kg (excl. battery)
Model	Order PNC	RRP ex VAT	RRP inc VAT
215iHD45 Unit Only	970 53 65-01		
215iHD45 Kit 1	970 53 65-02		
215iHD45 Kit 2	970 53 61-01		

 **Locate your nearest dealer**
Visit: www.husqvarna.com/uk/dealer-locator

H-TEAM RECOMMEND

Husqvarna protective glasses. Page 288



HUSQVARNA RECOMMEND

XP® Power 2 Fuel



There is no better fuel for your Husqvarna product than our alkylate fuel manufactured to unique Husqvarna specifications. XP® Power 2 is mixed with exactly 2% of our XP® 2-stroke oil giving you a cleaner, cooler and healthier engine. Read more on pages 290 - 291.

322HD60



Robust, double-sided hedge trimmer. The multi-position handle, low weight and easy starts provide good handling, while the high capacity, professional knife blades allow for excellent cutting performance.

- Low noise engine
- Smart Start®
- 4400 cuts/min blade speed
- Low Vib®
- Adjustable rear handle
- Durable Gearbox

Displacement	Power output	Vibration levels F/R	Weight
21.7cm ³	0.6kW / 0.8hp	4.4 / 4.3m/s ²	5.2kg
Blade length	Order PNC	RRP ex VAT	RRP inc VAT
60cm / 24"	967 65 89-02		



FULL-TIME USE



High performance petrol and battery hedge trimmers designed for professional use. The products feature heavy duty commercial gearboxes and high knife speed for efficient cutting. Consider a battery model for equivalent petrol performance with lower noise, running costs and no direct emissions.

Ideal for applications including:

- **Landscape maintenance**
- **Parks and public spaces**
- **Noise sensitive areas (battery)**
- **Shaping**

520iHD60



Very quiet but highly efficient professional battery hedge trimmer with excellent ergonomics. Weatherproof (IPX4) with low noise and vibrations.

- High torque motor
- Adjustable rear handle
- 4000 cuts/min blade speed
- Keypad with savE™
- Dual sided blade
- Weatherproof (IPX4)

Voltage	Motor type	Vibration levels F/R	Weight
36V Li-ion	High torque motor	1.6 / 2.5m/s ²	3.8kg (excl. battery)
Model	Order PNC	RRP ex VAT	RRP inc VAT
Unit Only - 60cm	967 91 56-02		
Unit + BLi200 & QC330 (recommended)			







520iHD70



Very quiet but highly efficient professional battery hedge trimmer with excellent ergonomics. Weatherproof (IPX4) with low noise and vibrations.

- High torque motor
- Adjustable rear handle
- 4000 cuts/min blade speed
- Keypad with savE™
- Dual sided blade
- Weatherproof (IPX4)

Voltage	Motor type	Vibration levels F/R	Weight
36V Li-ion	High torque motor	2.3 / 3.5m/s ²	3.9kg (excl. battery)
Model	Order PNC	RRP ex VAT	RRP inc VAT
Unit Only - 70cm	967 91 57-02		
Unit + BLi200 & QC330 (recommended)			

WORKING TIME ON ONE CHARGE	520iHD60 / 520iHD70	
	LIGHT	TOUGH
	 BLi100	 1 h / 30 min
	BLi200	2 h / 1 h
	BLi300	3 h 45 min / 1 h 45 min
	BLi950X	12 h 30 min / 6 h

522HD60X



Fine cut professional hedge trimmer with high blade speed for fine trimming work. Low weight and low vibration with multi-position handle and open blade guard.

- Low Vib®
- Adjustable rear handle
- 4400 cuts/min blade speed
- Commercial gearbox
- Fine cut dual sided blade

Displacement	Power output	Vibration levels F/R	Weight
21.7cm ³	0.6kW / 0.8hp	2.8 / 2.1m/s ²	4.9kg
Blade length	Order PNC	RRP ex VAT	RRP inc VAT
60cm / 24"	967 65 87-01		

522HS75X



Fine cut professional single sided hedge trimmer with high blade speed for fine trimming work. Low weight and low vibration design with leaf catcher.

- Low Vib®
- Leaf catcher
- 4400 cuts/min blade speed
- Commercial gearbox
- Fine cut single sided blade

Displacement	Power output	Vibration levels F/R	Weight
21.7cm ³	0.6kW / 0.8hp	2.9 / 1.8m/s ²	5.0kg
Blade length	Order PNC	RRP ex VAT	RRP inc VAT
75cm / 30"	967 65 92-01		

522HDR60X



Coarse cut professional hedge trimmer with lower blade speed for higher cutting power. Low weight and low vibration with multi-position handle and open blade guard.

- Low Vib®
- Adjustable rear handle
- 3200 cuts/min blade speed
- Commercial gearbox
- Rough cut dual sided blade

Displacement	Power output	Vibration levels F/R	Weight
21.7cm ³	0.6kW / 0.8hp	3.8 / 1.3m/s ²	5.0kg
Blade length	Order PNC	RRP ex VAT	RRP inc VAT
60cm / 24"	967 65 83-01		

522HSR75X



Coarse cut professional single sided hedge trimmer with lower blade speed for higher cutting power. Low weight and low vibration design with leaf catcher.

- Low Vib®
- Leaf catcher
- 3200 cuts/min blade speed
- Commercial gearbox
- Rough cut single sided blade

Displacement	Power output	Vibration levels F/R	Weight
21.7cm ³	0.6kW / 0.8hp	2.9 / 1.8m/s ²	5.0kg
Blade length	Order PNC	RRP ex VAT	RRP inc VAT
75cm / 30"	967 65 90-01		

522HDR75X



Coarse cut professional hedge trimmer with lower blade speed for higher cutting power. Low weight and low vibration with multi-position handle and open blade guard.

- Low Vib®
- Adjustable rear handle
- 3200 cuts/min blade speed
- Commercial gearbox
- Rough cut dual sided blade

Displacement	Power output	Vibration levels F/R	Weight
21.7cm ³	0.6kW / 0.8hp	3.1 / 2.2m/s ²	5.2kg
Blade length	Order PNC	RRP ex VAT	RRP inc VAT
75cm / 30"	967 65 84-01		

HUSQVARNA RECOMMEND

XP® Power 2 Fuel



There is no better fuel for your Husqvarna product than our alkylate fuel manufactured to unique Husqvarna specifications. XP® Power 2 is mixed with exactly 2% of our XP® 2-stroke oil giving you a cleaner, cooler and healthier engine. Read more on pages 290 - 291.

POLE HEDGE TRIMMERS



Long reach petrol pole hedge trimmers designed for frequent use, products feature adjustable cutter bar for ergonomic trimming of ground cover and taller hedges. For professional applications select the long reach battery pole hedge trimmer, offering higher levels of torque versus petrol equivalents with much lower noise levels and no direct emissions.

Ideal for applications including:

- **Landscape maintenance**
- **Parks and public spaces**
- **Noise sensitive areas (battery)**
- **Ground cover**
- **Tall hedges**

525HE3



25cc pole hedge trimmer with high blade speed, designed for professional users. With a reach up to 3 meters reach and durable 135° angle adjustment, this versatile machine is suitable for both tall and low hedges.

- X-Torq®
- Rear bumper
- 4300 cuts/min blade speed
- Smart Start®
- Adjustable head
- Head adjustment 135°

Displacement	Power output	Vibration levels F/R	Weight
25.4cm ³	1.0kW / 1.3hp	5.6 / 4.4m/s ²	5.9kg
Blade length	Order PNC	RRP ex VAT	RRP inc VAT
60cm / 24"	967 94 49-01		

525HE4



25cc high reach pole hedge trimmer with 60cm cutter bar and high knife speed, designed for professional use. Up to 4 meters reach and durable 135° angle adjustment. Suitable for high, wide and low hedges.

- X-Torq®
- Rear bumper
- 4300 cuts/min blade speed
- Smart Start®
- Transport position
- Head adjustment 135°

Displacement	Power output	Vibration levels F/R	Weight
25.4cm ³	1.0kW / 1.3hp	4.6 / 3.9m/s ²	6.3kg
Blade length	Order PNC	RRP ex VAT	RRP inc VAT
60cm / 24"	967 94 51-01		

520iHE3



Highly efficient professional battery pole hedge trimmer with 3.5m reach, features adjustable cutter bar. Weatherproof (IPX4) with low noise and vibrations.

- Brushless motor
- Remote cutter adjustment
- 4000 cuts/min blade speed
- Keypad with savE™
- Transport position
- Head adjustment 120°

Voltage	Motor type	Vibration levels F/R	Weight
36V Li-ion	BLDC Brushless	3.5 / 2.5m/s ²	4.1kg (excl. battery)
Model	Order PNC	RRP ex VAT	RRP inc VAT
Unit only - 55cm	967 91 58-11		
Unit + BLi200 & QC330 (recommended)			

520iHT4





Telescopic professional battery pole hedge trimmer with 4.5m reach, features adjustable cutter bar. Weatherproof (IPX4) with low noise and vibrations.

- Brushless motor
- Extended length 3.5 m
- 4000 cuts/min blade speed
- Keypad with savE™
- Transport position
- Head adjustment 120°

Voltage	Motor type	Vibration levels F/R	Weight
36V Li-ion	BLDC Brushless	2.0 / 1.7m/s ²	5.3kg (excl. battery)
Model	Order PNC	RRP ex VAT	RRP inc VAT
Unit only - 55cm	967 97 12-01		
Unit + BLi200 & QC330 (recommended)			

WORKING TIME ON ONE CHARGE	520iHE3 / 520iHT4	
	LIGHT	TOUGH



	BLi100	1 h	30 min
	BLi200	2 h	1 h
	BLi300	3 h 45 min	1 h 45 min
	BLi950X	12 h 30 min	6 h



Locate your nearest dealer

Visit: www.husqvarna.com/uk/dealer-locator

HUSQVARNA RECOMMEND

Working in wet conditions. Husqvarna rain clothing. Page 281



H-TEAM RECOMMEND

X-Com R hearing protection. See page 288



SHARE your stories and photos on your Facebook, Instagram and Twitter by tagging us.

 **HusqvarnaUK**

 **UK_Husqvarna**

 **HusqvarnaUK**

TECHNICAL SPECIFICATIONS

	122HD45	122HD60	322HD60	522HD60X
TECHNICAL SPECIFICATIONS				
Cylinder displacement, cm ³	21.7	21.7	21.7	21.7
Power output, kW	0.6	0.6	0.6	0.6
Sound pressure level at operators ear, dB(A)*	93	94	98	93
Sound power level guaranteed (LWA) dB(A)**	101	101	102	102
Equivalent vibration level (ahv, eq) front/rear handle, m/s ² ***	2.9/4.9	4.1/3.6	4.4/2.9	2.8/2.1
Length cutting equipment, cm	45	60	60	60
Teeth opening, mm	28	28	30	30
Cutting speed, cuts/min	4050	4050	4,400	4400
Weight, kg	4.7	4.9	5.2	4.9
FEATURES				
Adjustable cutting head	—	—	—	—
Adjustable rear handle	—	●	●	●
Auto-return stop switch	●	●	●	●
Coarse Cut blades	—	—	—	—
Fuel pump	●	●	●	●
Low noise engine	●	●	●	—
Low Vib®	●	●	●	●
Rear impact guard	—	—	—	—
Remote control	—	—	—	—
Smart Start®	●	●	●	●
Standalone starter	—	—	—	●
Transport mode	—	—	—	—
X-Torq® engine	—	—	—	—

● = Available (●) = Accessory — = Not available *Equivalent sound pressure level at the operator's ear, measured according to EN ISO 11806 and ISO 22868, dB(A). Reported data for equivalent sound pressure level for the machine has a typical statistical dispersion (standard deviation) of 1 dB(A). **Noise emissions in the environment measured as sound power (LWA) in conformity with EC directive 2000/14/EC. Reported sound power level for the machine has been measured with the original cutting attachment that gives the highest level. The guaranteed sound power level includes variation in production as well as variation from the test code with 1–3 dB(A). ***Equivalent vibration levels (ahv, eq) at handles, measured according to EN ISO 11806 and ISO 22867, m/s². Reported data for equivalent vibration level has a typical statistical dispersion (standard deviation) of 1 m/s².

! ALWAYS USE GENUINE HUSQVARNA LUBRICANTS AND SPARE PARTS FOR YOUR HEDGE TRIMMER

These high quality spare parts and lubricants are developed to facilitate the care and maintenance of your Husqvarna equipment and enable trouble-free operation and storage. Husqvarna recommend regular service done by qualified technicians using only Genuine Husqvarna original or recommended spare parts. This will support the product's performance and lifetime. See your owner's manual or consult your Authorised Husqvarna dealer if any uncertainty occurs.

	522HDR60X	522HDR75X	522HS75X	522HSR75X	525HE3	525HE4
	21.7	21.7	21.7	21.7	25.4	25.4
	0.6	0.6	0.6	0.6	1.0	1.0
	93	93	93	93	96	93
	102	102	102	102	106	106
	3.8/1.3	3.1/2.2	2.9/1.8	2.9/1.8	3.1/4.0	5.4/2.4
	60	75	75	75	55	55
	30.5	30.5	30	30.5	29	29
	3200	3200	4400	3200	4300	4300
	5.0	5.2	5.0	5.0	6.35	6.4
	—	—	—	—	●	●
	●	●	—	—	—	—
	●	●	●	●	●	●
	●	●	—	●	—	—
	●	●	●	●	●	●
	—	—	—	—	—	—
	●	●	●	●	—	—
	—	—	—	—	—	●
	—	—	—	—	●	●
	●	●	●	●	●	●
	●	●	●	●	●	●
	—	—	—	—	—	●
	—	—	—	—	●	●



NOMINAL POWER A new machinery directive (2006/42/EC) came into force on January 1, 2010, requiring manufacturers to declare the nominal power of engines, in kilowatts (kW). The power rating of the engines indicated is the average net power output during a normal working situations and meets applicable noise regulations (at specified rpm, see owner manual) of a typical production engine for the engine model measured to SAE standard J 1349/ISO 1585. Mass production engines may differ from this value. Actual power output for the engine installed in the final machine will depend on the operating speed, environmental conditions and other variables.



BLOW AWAY YOUR HARD WORK

Get rid of leaves, straw, grass, cobwebs, sand, gravel – as well as the hard work. Husqvarna blowers are designed with the user in focus. Efficient and enjoyable to work with and with a range of jobs in-mind, you can be sure these blowers will handle the task effortlessly.



WHAT YOU GET AND HOW WE DO IT



HIGH POWER

Husqvarna blowers – regardless of power source – have high specification engines with optimised power output. The 580BTS delivers an air force of an impressive 40N, whereas the 550iBTX battery blower delivers 21N.



LOW NOISE

Our battery blowers offer very low noise, down to only 76.6 dB(A) on the 550iBTX. This provides a comfortable working situation for you and low disturbance for others when compared to petrol-driven machines. This makes them ideal for work in noise sensitive areas.



LONG SERVICE INTERVALS

The extensive filter area on the large petrol-powered blowers means reduced wear on the blower and longer operating time between filter cleanings.




LOW VIBRATIONS

Effective vibration damping relieves stress on the arms and hands to keep you alert and productive throughout the day.



BLOW OR VACUUM

The 125BVX can easily be turned into vacuum mode, giving you the possibility to efficiently collect debris.





BLOW THE HARD WORK AWAY

BACKPACK BLOWERS MANAGE LARGER AREAS WITH EASE

Husqvarna's backpack blowers are powerful machines that offer the user total control. They are ideal for tackling large areas and long periods of heavy work.

- + Large areas
- + Outstanding blowing power
- + Top ergonomics



HANDHELD BLOWERS VERSATILE AND EFFICIENT

Perfectly designed for efficient work in smaller to medium sized areas. Our handheld blowers combine high power with great balance, making them perfect for a variety of lighter as well as more demanding tasks. The handheld range includes both battery and petrol-powered blowers.

- + Small-medium sized areas
- + Great manoeuvrability
- + Petrol or battery power

CARE

Find out more on page 267















POWERFUL AND LIGHTWEIGHT BATTERY BLOWERS

They produce no fumes and less noise – and many times they're just as powerful as their petrol-fueled equivalents. An excellent choice for challenging tasks indoors. Our battery blowers also offer low weight and smart features, along with a well-balanced design. Last but not least, they're easy to use: starting and stopping with a single button press on the intuitive keypad.

[Read more about our battery series on page 8.](#)

PRODUCT USE GUIDE

Use this guide to help you select the best product for your needs.

TYPE OF USE	MODEL	POWER SOURCE	DISPLACEMENT (CM ³) / VOLTAGE	WEIGHT	TYPE	LEAVES, GRASS & HEDGE CLIPPINGS, LITTER AND DEBRIS					PAGE
						VACUUM	INDOOR USE				
								LOW DENSITY	MEDIUM DENSITY	LARGE DENSITY	
 OCCASIONAL USE (DOMESTIC / HOMEOWNER)	120iB 	36V Li-ion	2kg*	Handheld		●	●			136	
	125B	Petrol	28cm ³	4.3kg	Handheld			●		136	
	125BVX	Petrol	28cm ³	4.4kg	Handheld	●		●		137	
 PART-TIME USE	325iB 	36V Li-ion	2.4kg*	Handheld		●	●			137	
	340iBT 	36V Li-ion	6.3kg*	Backpack		●	●	●		137	
 FULL-TIME USE (PROFESSIONAL)	525iB II 	36V Li-ion	2.4kg*	Handheld		●	●	○		138	
	530iBX 	36V Li-ion	2.9kg*	Handheld		●	●	●		138	
	525BX	Petrol	25.4cm ³	4.3kg	Handheld			●	●	139	
	550iBTX 	36V Li-ion	6.3kg*	Backpack		●	●	●	○	139	
	350BT	Petrol	50.2cm ³	10.2kg	Backpack			●	●	139	
	570BTS	Petrol	65.6cm ³	11.2kg	Backpack			○	●	●	139
	580BTS	Petrol	75.6cm ³	11.7kg	Backpack			○	●	●	139

The product selector is only to be used as a guide. Please visit your local Authorised Husqvarna dealer for more information.

* Excluding battery ● Optimised solution (guideline only) ○ Capable solution but not optimal (guideline only)





OCCASIONAL / PART-TIME USE



Easy to use petrol and battery handheld blowers designed for domestic and part-time use. Products are ideal for clearing leaves and clippings around the home and garden. The battery handheld blower is ideal for use indoors and in enclosed spaces.

Ideal for applications including:

- Home and garden cleaning
- Path and driveways
- Noise sensitive areas (battery)
- Indoor and enclosed spaces (battery)

120iB - KIT



Lightweight easy to use battery blower designed for occasional use. Ideal for noise sensitive areas and use in covered spaces.

- 10.3m³/min, 46m/s
- Brushless motor
- Kit includes 40-B140 and 40-C80
- In-line air outlet
- 3 performance modes

Voltage	Motor type	Vibration levels	Weight
36V Li-ion	BLDC Brushless	1.0m/s ²	2kg (excl. battery)
Model	Order PNC	RRP ex VAT	RRP inc VAT
120iB - Kit	967 97 61-02		
120iB Unit only	967 97 61-01		

WORKING TIME ON ONE CHARGE



		LIGHT	TOUGH
	40-B70	15 min	10 min
	40-B140	30 min	20 min
	BLi30	1h 5 min	40 min

125B



Ideal for homeowners, this well-balanced handheld blower combines power, ease of use and manoeuvrability.

- 12m³/min, 58m/s
- Cruise Control
- In-line-outlet

Displacement	Power output	Vibration levels	Weight
28cm ³	0.8kW / 1.0hp	11.1m/s ²	4.3kg
Model	Order PNC	RRP ex VAT	RRP inc VAT
125B	952 71 56-43		



125BVX



Ideal for homeowners, this well-balanced handheld blower and vacuum combines power, ease of use and manoeuvrability.

- 12m³/min, 58m/s
- In-line-outlet
- Vacuum kit
- Smart Start®
- Cruise Control

Displacement	Power output	Vibration levels	Weight
28cm ³	0.8kW / 1.0hp	11.1m/s ²	4.4kg
Model	Order PNC	RRP ex VAT	RRP inc VAT
125BVX	952 71 56-45		

340iBT



Lightweight easy to use backpack battery blower designed for part-time use. Ideal for noise sensitive areas and use in covered spaces.

- 13.7m³/min, 52m/s
- Brushless motor
- 2 battery slots
- In-line air outlet
- Intuitive LED keypad

Voltage	Motor type	Vibration levels	Weight
36V Li-ion	BLDC Brushless	0.1m/s ²	6.3kg (excl. battery)
Model	Order PNC	RRP ex VAT	RRP inc VAT
340iBT Unit only	967 79 62-02		
Unit + BLi30 & QC250 (recommended)			

325iB

NEW



Lightweight easy to use battery blower designed for part-time use. Ideal for noise sensitive areas and use in covered spaces.

- 36V Li-ion
- Brushless motor
- Cruise control & Boost
- Auto Off function
- Digital user interface

Voltage	Motor type	Vibration levels	Weight
36V Li-ion	BLDC Brushless	TBC	2.4kg (excl. battery)
Model	Order PNC	RRP ex VAT	RRP inc VAT
325iB Unit only	967 99 10-01		

WORKING TIME ON ONE CHARGE	LIGHT	TOUGH
----------------------------	-------	-------



	40-B70	15 min	NA
	40-B140	20 min	15 min
	BLi30	50 min	30 min

WORKING TIME ON ONE CHARGE	LIGHT	TOUGH
----------------------------	-------	-------



	40-B70 (x 2)	15 min	-
	40-B140 (x 2)	20 min	15 min
	BLi30 (x 2)	45 min	35 min

GUTTER KIT



Kit designed to allow easy cleaning of gutters on lower buildings using your petrol blower. Uses airflow to remove leaves and debris, most effective when the leaves are dry. Total tube length 3 metres.

Fits to	Order PNC	RRP ex VAT	RRP inc VAT
125B / 125BVX	952 71 19-18		



Locate your nearest dealer

Visit: www.husqvarna.com/uk/dealer-locator



FULL-TIME USE



High performance petrol and battery handheld and backpack blowers designed for full-time professional use. With unique fan designs that generate high air velocity and powerful airflow the products are ideal for moving large volumes of dry or wet leaves and debris. Battery powered products are ideal for use in noise sensitive or enclosed spaces.

Ideal for applications including:

- Landscape maintenance
- Parks and public spaces
- Inner city cleaning
- Noise sensitive areas (battery)
- Indoor and enclosed spaces (battery)

525iB Mark II

UPDATED



A powerful and low weight handheld battery blower designed for professional use. Weatherproof (IPX4) and low noise, ideal for use in noise sensitive areas.

- Brushless motor
- Weatherproof (IPX4)
- Cruise control & Boost

Voltage	Motor type	Vibration levels	Weight
36V Li-ion	BLDC Brushless	0.5m/s ²	2.4kg (excl. battery)
Model	Order PNC	RRP ex VAT	RRP inc VAT
525iB Mark II Unit	967 91 55-03		
Unit + BLi200 & QC330 (recommended)			

530iBX



High performance ultra low noise battery blower designed for professional use. Backpack battery only and weatherproof (IPX4) for maximum performance.

- 14.1m³/min, 56.2m/s
- Brushless motor
- Cruise control & Boost
- 77.6dB(A) noise level
- Keypad with savE™
- Backpack battery use only

Voltage	Motor type	Vibration levels	Weight
36V Li-ion	BLDC Brushless	0.4m/s ²	2.9kg (excl. battery)
Model	Order PNC	RRP ex VAT	RRP inc VAT
530iBX Unit only	967 94 14-02		
Unit + BLi950X & QC500 (recommended)			

WORKING TIME ON ONE CHARGE

525iB / 530iBX*

LIGHT TOUGH



	BLi100	15 min	10 min
	BLi200	35 min	15 min
	BLi300	1 h	35 min
	BLi950X	3 h 30 min	1 h 45 min

*530iBX is backpack battery use only



525BX



Powerful, ultra low vibration handheld blower designed for professional use. Special fan and housing design and X-Torq® for high blowing capacity.

- 13m³/min, 70m/s
- Smart Start®
- Inline-outlet
- X-Torq®
- Low Vib®
- Cruise Control

Displacement	Power output	Vibration levels	Weight
25.4cm ³	0.85kW / 1.1hp	1.2m/s ²	4.3kg
Model	Order PNC	RRP ex VAT	RRP inc VAT
525BX	967 28 42-01		

350BT



High performance mid range backpack blower designed for professional use in medium density applications.

- 14m³/min, 80.5m/s
- Low Vib®
- Offset handle
- X-Torq®
- Ergo harness
- Cruise Control

Displacement	Power output	Vibration levels	Weight
50.2cm ³	1.6kW / 2.2hp	2.2m/s ²	10.2kg
Model	Order PNC	RRP ex VAT	RRP inc VAT
350BT	965 87 75-01		

550iBTX



Powerful and ergonomic backpack battery blower for professional use. Extremely low noise and vibration levels and weatherproof (IPX4) giving maximum flexibility and productivity.

- 12.8m³/min, 54.6m/s
- Brushless motor
- Cruise control & Boost
- 76.6dB(A) noise level
- Keypad with savE™
- Backpack battery use only

Voltage	Motor type	Vibration levels	Weight
36V Li-ion	BLDC Brushless	0.1m/s ²	6.3kg (excl. battery)
Model	Order PNC	RRP ex VAT	RRP inc VAT

550iBTX Unit only 967 68 11-02
Unit + BLi950X & QC500 (recommended)




570BTS



High performance professional backpack blower designed for the movement of large volumes of debris spread over large areas.

- 22m³/min, 106m/s
- Low Vib®
- Offset handle
- X-Torq®
- Ergo harness
- Cruise Control

Displacement	Power output	Vibration levels	Weight
65.6cm ³	2.9kW / 3.8hp	1.8m/s ²	11.2kg
Model	Order PNC	RRP ex VAT	RRP inc VAT
570BTS	966 62 94-01		

WORKING TIME ON ONE CHARGE	550iBTX*	
	LIGHT	TOUGH
	 1 h 45 min	 1 h
	BLi950X	

*550iBTX is backpack battery use only

580BTS



Our most powerful professional backpack blower designed for movement of the largest volumes of debris spread over large areas.

- 26 m³/min, 92m/s
- Low Vib®
- Ergo harness
- X-Torq®
- Air Injection™
- Offset handle

Displacement	Power output	Vibration levels	Weight
75.6cm ³	3.1kW / 4.2hp	1.6m/s ²	11.8kg
Model	Order PNC	RRP ex VAT	RRP inc VAT
580BTS	966 62 96-01		



TECHNICAL SPECIFICATIONS

	125B	125BVX
TECHNICAL SPECIFICATIONS		
Cylinder displacement, cm ³	28	28
Power output, kW	0.8	0.8
Sound pressure level at operators ear, dB(A)*	94	94
Sound pressure (15 m), dB(A)	70	70
Sound power level guaranteed (LWA), dB(A)**	107	107
Equivalent vibration level (ahv, eq) handle, m/s ² ***	11.1	11.1
Air speed, m/s	58.0	58.0
Air flow in housing, m ³ /min	13.3	13.3
Air flow in pipe, m ³ /min	12	12
Vac bag capacity, litres	—	64.3
Weight, kg	4.3	4.4
FEATURES		
Adjustable handle	—	—
Air Injection™	—	—
Auto-return stop switch	●	●
Comfort handle	—	●
Commercial grade air filter	—	—
Cruise control	●	●
Ergonomic handle	—	—
Ergonomic harness	—	—
Fuel pump	●	●
In lined outlet	●	●
Low Vib®	—	—
Mulching function	—	●
Smart Start®	—	●
Vac capable	—	●
X-Torq® engine	—	—

● = Available (●) = Accessory — = Not available *Equivalent sound pressure level at the operator's ear, measured according to EN15503 dB (A). The equivalent sound pressure level value is calculated with a work cycle of a duration of 1/7 for idling and 6/7 for racing. Reported equivalent sound pressure level for the machine has a typical statistical dispersion (standard deviation) of 1 dB(A). **Noise emissions in the environment measured as sound power (LWA) in conformity with EC directive 2000/14/EC. The guaranteed sound power level includes variation in production as well as variation from the test code with 1-3 dB(A). ***Equivalent vibrations levels (ahv, eq) at handles, measured according to EN15503, m/s². The equivalent vibration level value is calculated with a work cycle of a duration of 1/7 idling and 6/7 for racing. Reported data for equivalent vibration level has a typical statistical dispersion (standard deviation of 1 m/s²).

NOMINAL POWER A new machinery directive (2006/42/EC) came into force on January 1, 2010, requiring manufacturers to declare the nominal power of engines, in kilowatts (kW). The power rating of the engines indicated is the average net power output during a normal working situations and meets applicable noise regulations (at specified rpm, see owner manual) of a typical production engine for the engine model measured to SAE standard J 1349/ISO 1585. Mass production engines may differ from this value. Actual power output for the engine installed in the final machine will depend on the operating speed, environmental conditions and other variables.

	525BX	570BTS	580BTS
	25.4	65.6	75.6
	0.85	2.9	3.1
	91	99	100
	71	76	77
	106	110	112
	1.2	1.8	1.6
	70.0	106	92.0
	139	28.0	29.0
	13	22	26
	—	—	—
	43	11.2	11.8
	—	●	●
	—	—	●
	●	—	—
	●	●	●
	●	●	●
	●	●	●
	●	●	●
	●	●	●
	—	●	●
	●	●	●
	●	—	—
	●	●	●
	—	—	—
	●	—	—
	—	—	—
	●	●	●



POWER CUTTERS

K 535i



Battery power cutter designed for lighter concrete jobs. Ergonomic and low weight design makes it ideal for landscapers, pavers and roofers. Thanks to low vibration levels, slim design and centred placement of the blade, you get superior control compared to conventional cutters.

- 230mm / 9" blade
- Cutting depth 76mm / 3"
- Electric retarder
- Weatherproof (IPX4)
- Specially developed blades
- Keypad with savE™
- Integrated dust suppression
- Centred blade
- Simple blade change
- Rope eyelet

Voltage	Motor Type
36V Li-ion	BLDC Brushless
Vibration level	Weight
2.1 / 2.5m/s ²	3.5kg (excl. battery)

Model	Order PNC	RRP ex VAT
K 535i unit only	967 79 59-01	
Unit + BLi200 & QC330	967 98 30-01	
Tacti-Cut S35s 9" blade	596 52 03-01	

K 770



The K 770 is a powerful all-round power cutter. The light weight, outstanding power-to-weight ratio, reliable start and exceptionally low vibrations mean less strain and maximised productivity.

- X-Torq®
- Active Air Filtration™
- SmartCarb™
- DuraStarter™
- Low Vib®
- SmartTension™
- Supplied with Tacti-Cut S 50 / + blade
- Cutting depth 100mm (12" / 300mm)
- Cutting depth 125mm (14" / 350mm)

Displacement	Power output
74cm ³	3.7kW
Vibration level	Weight
2.4 / 2.4m/s ²	10 / 101kg

Model	Order PNC	RRP ex VAT
K 770 12" with blade	967 80 86-01	
Tacti-Cut S 50 12"blade	579 81 64-11	
K 770 14" with blade	967 68 21-01	
Tacti-Cut S 50 14"blade	579 81 56-20	

K 970



The K 970 is a sturdy, reliable, light and powerful power cutter. The ultimate choice when you need an all-round cutter performing in the toughest conditions, withstanding climate and fuel variations.

- X-Torq®
- Active Air Filtration™
- SmartCarb™
- DuraStarter™
- Low Vib®
- SmartTension™
- Cutting depth 155mm (16" / 400mm)

Displacement	Power output
94cm ³	4.8kW
Vibration level	Weight
3.5 / 4.0m/s ²	11.6kg

Model	Order PNC	RRP ex VAT
K 970 16"	967 34 81-01	

DRILLING

DMS 240



The DMS 240 is an electric drill motor and stand system for a huge variety of core drilling applications. An ideal system for medium core drilling in walls, floors and roofs. The stand is easy to tilt, the back support provides reliable and stable angle drilling, saving you setup time and body stress.

- Drill diameter, max, 250mm
- Travel length, max, 685mm
- Column height, 1000mm

Power	Voltage	Vibration level	Weight
2.4kW	110 V	TBCm/s ²	20.4kg
Model	Order PNC	RRP ex VAT	
DMS 240	965 17 36-02		

FLOOR SAWS

FS 305



The FS 305 is our lightweight and compact petrol push floor saw for asphalt and concrete cutting. Ideal for job sites that are difficult to access and for small repair jobs. It is very easy to handle and can be transported in a small vehicle.

- Low vibrations
- Low maintenance
- Cutting depth 125mm (14" / 350mm)

Power	Fuel	Vibration level	Weight
3.6kW	Petrol	4.7 / 4.4m/s ²	54kg
Model	Order PNC	RRP ex VAT	
FS 305	965 15 00-26		

FS 400LV



The FS 400 LV is a convenient all-round petrol push floor saw. The adjustable handle ensures an ergonomic working position. Perfect weight distribution gives excellent stability while sawing. Ideal for small road repair jobs in concrete or asphalt.

- Easy to operate and transport
- Large integrated water tank
- Cutting depth 189mm (18" / 450mm)

Power	Fuel	Vibration level	Weight
8.7kW	Petrol	3.5 / 3.5m/s ²	99kg
Model	Order PNC	RRP ex VAT	
FS 400LV	965 14 82-01		

MASONRY SAWS

TS 350 E



The TS 350 E is an efficient universal masonry saw with high cutting capacity for all kinds of bricks and building blocks. You can easily plunge or bevel cut at 45 degrees for maximum versatility. The robust single-piece frame with integrated conveyor rails gives great rigidity and provides longer product life.

- Foldable legs
- Versatile and easy

- Cutting depth 100mm (200mm step cutting)

Power	Voltage	Weight
1.5kW	110 V	92kg
Model	Order PNC	RRP ex VAT
TS 350 E	965 14 80-03	

TS 400 F



The TS 400 F is an efficient universal masonry saw with high cutting capacity for all kinds of bricks and building blocks. You can easily plunge or bevel cut at 45 degrees for maximum versatility. The robust single-piece frame with integrated conveyor rails gives great rigidity and provides longer product life.

- Foldable legs
- Easy to set-up

- Cutting depth 125mm (230mm step cutting)

Power	Voltage	Weight
1.5kW	110 V	96kg
Model	Order PNC	RRP ex VAT
TS 400 F	965 14 81-07	

TAMPING RAMMERS

LT 5005



The LT 5005 is a well-balanced and lightweight yet powerful rammer, developed for efficient compaction of granular and cohesive soils such as clay and silt. Ideal for compaction in trenches or other narrow spaces, for example around pillars and pipes.

- Honda GXR 120 engine, specifically for rammers
- Two versions - 150 and 230mm plate width

Power	Fuel	Vibration level	Weight
2.7kW	Petrol	6.4m/s ²	61 / 62kg
Model	Order PNC	RRP ex VAT	
LT 5005 6"	967 85 46-04		
LT 5005 9"	967 85 46-03		

LT 6005



The LT 6005 is a well-balanced and powerful rammer, developed for efficient compaction of granular and cohesive soils. Ideal for compaction in trenches or other narrow spaces, for example around pillars and pipes.

- Honda GXR 120 engine, specifically for rammers
- Small plate - Ideal for narrow spaces
- 230mm plate width
- Wheel kit available for easy transport

Power	Fuel	Vibration level	Weight
2.7kW	Petrol	6.4m/s ²	69kg
Model	Order PNC	RRP ex VAT	
LT 6005	967 85 45-04		

FORWARD PLATE COMPACTORS

LF 50 L



The LF 50 L is an ideal forward plate for smaller projects like pathways and is easy to lift and transport. The exclusive, patented low-vibration handle protects you from unhealthy vibration levels and the compact design with foldable handle make transportation and storage easy.

- Flat bottom plate
- Block paving kit available
- Wheel kit available

Power	Fuel	Vibration level	Weight
2.3kW	Petrol	6.9 (1.8 with reduced handle m/s ²)	53kg
Model	Order PNC	RRP ex VAT	
LF 50 L	967 85 47-02		

LF 80 L



The LF 80 L is a fast and hard-hitting forward plate which can also be fitted with a water tank. The exclusive, patented low-vibration handle protects you from unhealthy vibration levels and the compact design with foldable handle makes transportation and storage easy.

- Convex bottom plate enables use of water and reduce marks
- Block paving kit available
- Wheel kit available

Power	Fuel	Vibration level	Weight
3.6kW	Petrol	6.7 (1.2 with reduced handle m/s ²)	84kg
Model	Order PNC	RRP ex VAT	
LF 80 L	967 85 50-01		





WHATEVER YOU LOOK FOR IN A MOWER

When you're looking for a lawn mower there are many questions you will ask, and we have an extensive range of grass cutting machines to answer all of them. From self-propelled mowers to ride-on machines, different cutting methods, and attachments to give more versatility and year round use. Most of all, choosing Husqvarna means you can be sure you are buying a machine that delivers the results you expect and has the quality to keep doing this year after year.



- + Fully automatic
- + Excellent lawn quality
- + Outstanding slope performance
- + Li-ion battery power
- + Quiet operation
- + No handling of grass clippings
- + Connectivity

AUTOMOWER® ROBOTIC LAWN MOWERS PERFECT RESULTS, EVEN IN SLOPES AND COMPLEX AREAS

If a well-kept lawn is at the top of your wish list and lawn mowing is close to the bottom, then a robotic lawn mower will give you the best solution. In fact, unless you are a really skilled lawn care specialist, you'll hardly be able to beat this robot when it comes to producing an excellent result. On especially demanding lawns, you can rely on the hard working robotic mower Automower® AWD, where the excellent all-wheel-drive easily handles slopes of up to 70%, around the clock, day in day out.



WALK BEHIND LAWN MOWERS TRADITIONAL LAWN MOWING JUST GOT EASIER

For those who have decided on having a walk behind lawn mower, we can offer a range of machines that will fit many different types of lawns and users. If you want the versatility of different cutting methods, we recommend the collector models which also give you both mulching and rear-eject options when mowing your lawn. Because we understand that every lawn is different, you'll find a machine that has all the features you need for great results and enjoyable work.

- + Outstanding manoeuvrability
- + Versatile cutting system
- + Collector
- + BioClip®
- + Available with battery power
- + Connectivity



ZERO-TURN MOWERS REMARKABLE RESULTS ON LARGE AREAS

If high capacity, excellent cutting results and precise manoeuvring is the combination for you, look no further. Husqvarna zero-turn mowers not only offer high levels of productivity, but are engineered to withstand the demands of any mowing job. Cutting edge ergonomics and comfort features provide everything needed to meet the requirements of demanding residential applications as well as commercial landscapers.

- + Outstanding manoeuvrability
- + Versatile cutting system
- + ClearCut™ cutting deck
- + Zero turning radius
- + Outstanding comfort

RIDERS SUPERB IN TIGHT AND HARD TO REACH SPACES

If you want to enjoy the ride while easily getting around every obstacle, then the Husqvarna Rider is undoubtedly the mower for you. It has many features and also a wide range of attachments to get the job done. The articulated steering gives the Rider excellent manoeuvrability and a small turning radius. The front-mounted deck can cut under hard to reach places, such as bushes or along fences with no problems.



- + Outstanding manoeuvrability
- + Versatile cutting system
- + BioClip®
- + Year round use
- + Collection
- + Connectivity

GARDEN TRACTORS YOUR GARDEN WORK HORSE

With high quality performance and easy operation, the Husqvarna tractors bring versatility to the garden workload. Their wide range of attachments and a built-in choice of cutting methods give our garden tractors excellent versatility. Ideal for efficient lawn care and various tasks around your land. The Husqvarna tractors can be fitted with trailers, spreaders, snow throwers and more, turning them into year round garden work horses.

- + Versatile cutting system
- + Collector
- + BioClip®
- + Year round use
- + Outstanding comfort





MOWING TO ROBOTIC PERFECTION

What does it take to make a robotic mower that can work around the clock to deliver a well-kept lawn in every garden – despite bad weather, complex shapes, steep slopes, narrow passages and other obstacles? We would say, it takes over 25 years of innovation, testing and refinement. Since 1995 we have been developing the original Husqvarna Automower® robotic mowers into the most proven, reliable and extensive range available.



WHAT YOU GET AND HOW WE DO IT



INSTALL AND FORGET

Husqvarna Automower® robotic mowers are equipped with advanced technical solutions to deliver the highest level of reliability, quality and mowing results. This means maintenance-free operation and minimum service, giving you more free time to focus on the things that really matter.



BEAUTIFUL RESULTS

Uniquely-designed cutting system – three razor-like carbon steel cutting blades, placed behind a skid plate, making clean cuts. Shorter clippings means better fertilising, excellent cutting result with no moss and less energy consumption. And no clippings to rake and dispose of.



SUPERIOR SLOPE PERFORMANCE

Husqvarna's all-wheel drive robotic mower will make easy work out of the most demanding lawns. Since it manages slopes of up to an impressive 70% (35°) incline, it delivers perfect results even for the most challenging of areas.




HAPPY NEIGHBOURS

Our environmentally-conscious robotic lawn mowers are powered by battery. They cut the grass without harmful direct emissions and are very quiet. Neither you nor your neighbours will notice the mower rolling around doing its job.



CONNECTIVITY

Our free of charge mobile app allow you to communicate easily with your mower (except model 105). Automower® Connect from anywhere via the mobile phone network or the short distance solution Automower® Connect@HOME via Bluetooth®.





ROBOTIC MOWERS

Drive motors with Ultrasilent technology enable extremely low noise levels

Remote object detection makes the mower slow down before bumping into an object

Automower® Access – interact intuitively via high resolution colour display and jog wheel (Automower® 435X AWD)

Low weight and smart design allows for high capacity and low energy consumption

All-wheel-drive and unique articulated body design with excellent manoeuvrability – for complex and steep gardens

EXCELLENT SLOPE PERFORMANCE

Thanks to the all-wheel-drive, Husqvarna Automower® AWD can cope with slopes up to 70% (35°) whereas other models manage slopes of up to 45% (24°).

GPS-assisted navigation ensures uniform cutting result in complex gardens

Energy efficient LED lights for better visibility during night time mowing

Weather timer automatically adapts the amount of mowing to the lawn growth rate – for a carefree operation



CARE

Find out more on page 267

GPS-ASSISTED NAVIGATION FOR OPTIMAL MOWING IN COMPLEX AREAS

Husqvarna Automower® X-Line & 500 Series have an onboard GPS system that creates a map of the lawn. The robotic mower knows exactly which parts of the lawn it has covered and optimises the mowing pattern automatically.



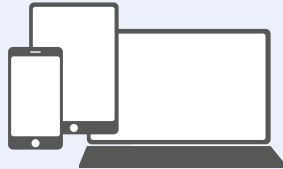
AUTOMOWER® CONNECT JUST ADD A SMARTPHONE

Automower® Connect is a feature that gives you full control of the mower right in your smartphone. You can send start, stop and park commands, check and adjust the settings, and also receive alarms and track your mower's position in case of theft – wherever you are. Standard on X-Line, 500 Series and AWD models. **Read more on page 166.**

10 YEARS OF FREE CONNECTIVITY INCLUDED!

THINGS TO CONSIDER WHEN BUYING A HUSQVARNA AUTOMOWER® ROBOTIC MOWER

To decide which robotic mower is most suitable for your needs, there are a few things to consider as mentioned below: Your desired working hours, the size of your lawn and the complexity in terms of slopes, shape, passages and other obstacles. Visit the Robotic Lawn Mower section on the Husqvarna website for more information and guidance. There you will also find our interactive Automower® Garden Guide to help you decide.



WORKING HOURS

Your robotic mower shouldn't be working while your family members want to play and relax on the lawn. Make sure you choose a Husqvarna Automower® with enough capacity to mow the entire lawn during the time when your lawn is free of activity. All models are ideally suited to night time operation, the low noise levels ensure there is no disturbance.



COMPLEXITY

If your lawn is simple and square, a less advanced robotic mower can do the job. On the other hand, if the lawn contains slopes, narrow passages, uneven areas and frequent obstacles such as bushes and trees, we recommend that you go for a mower with proven capability to handle such challenges.



SIZE OF YOUR LAWN

The mowing capacity specified for any robotic mower is a maximum value that can be obtained if the mower works 24/7 and only stops to charge the battery. Therefore, we recommend that you go for a mower capacity that substantially exceeds the size of your lawn, to have time also for play and other activities. Please see page 153 for more guidance.

Example: If your lawn is 500m² and you want your robotic mower to work between 08.00 - 16.00 every day (8 hours / 24 = 0.33) the specified capacity should be at least 500/0.33 = 1500m²

WHY A HUSQVARNA AUTOMOWER® ROBOTIC MOWER WILL IMPROVE THE QUALITY OF YOUR LAWN

Husqvarna Automower® uses razor-sharp blades to cut every blade of grass little by little, resulting in a lush, green lawn that conventional blades cannot achieve. The lawn is mowed frequently, in rain and shine, producing grass clippings so small that no collection is needed. The clippings become natural fertiliser, keeping your lawn lush, green and moss free.

The Weather timer function adapts the time spent mowing so Husqvarna Automower® works more in periods of strong grass growth and less in dry, sunny weather. And the electric cutting height adjustment enables you to adjust the length of your grass with a simple push of a button on the keypad, or remotely with the Automower® Connect smartphone app (X-Line and 500 Series models only).





HOW IT WORKS!

Cutting little and often, leads to more efficient cutting and healthier grass.

**THE
WORLD LEADER
IN ROBOTIC
MOWING**

PRINCIPAL FUNCTION

- + Unattended mowing.
- + Mow little but efficiently and frequently.
- + Good performance even in wet weather.
- + More free time

COLLISION AND LIFT SENSORS

Collision and lift sensors increases safety. When the mower gently bumps in to an object it will reverse, turn and choose another direction. If it is lifted the blade and mower will stop immediately.

NAVIGATION

- + The boundary and guide wires are pegged to the lawn or buried just below the surface. A pegged wire disappears into the lawn in a few weeks.
- + The mower stays inside the boundary wire laid around the perimeter of the working area.
- + The charging station transmits a signal around the boundary wire ensuring the mower stays within the working area. The boundary wire can also guide the mower to the charge station.

IRREGULAR MOVEMENT PATTERN

- + No need for specific programming.
- + Covers all parts even if the lawn is complex and/or contains trees, flowerbeds, passages, etc.
- + Allows the grass to get cut from different directions. Creates a smooth carpet-like surface.



WEEK 1

WEEK 2

WEEK 3

WEEK 4



TRADITIONAL VS AUTOMATIC MOWING TECHNIQUE

The principal function of the Husqvarna Automower® provides the service of a well cut lawn, not just a lawn mower. Things like horsepower, cutting width and technical details become less important with a Husqvarna Automower® that cuts your lawn day in, and day out.



RECHARGING

When it's time to recharge, the mower finds the charger by one of three methods.

1. By picking up a signal from the charge station antenna.
2. By following the patented guide wire system back to the charging station.
3. By following the boundary until within reach of the home signal.

EFFICIENT CUTTING TECHNIQUE

- + The grass is cut with three fine, razor-sharp blades.
- + The three free-hanging blades are mounted on a disc and are easily replaced.
- + The blades can rotate back into the disc to minimise damage, should they hit hard objects – stone, branches, etc.
- + The grass mown is so fine and small that it does not need to be collected.

HOW TO CALCULATE THE LAWNS INCLINATION?

1. Place one end of a spirit level on the ground, and hold it horizontally.
2. Measure the distance down to the ground from the end of the level in the air. This distance divided by the length of the level is the inclination in %. If the measurement is 10cm and the length of the level 50cm the inclination is 20%.

MOWING CYCLE

- + The concept is to keep short grass short.
- + Husqvarna Automower® finds the charging station automatically.
- + Charges for approximately 60 minutes.
- + Resumes mowing, day in and day out regardless of the weather (except snow).

UNSURPASSED CUTTING RESULT

Husqvarna Automower® uses razor-sharp blades to cut every blade of grass, resulting in a lush, green lawn that conventional blades cannot achieve. The grass clippings become a natural fertiliser, helping keep lawns lush, green and moss free.

! TO FIND OUT MORE AND SEE AUTOMOWER® IN ACTION, FOLLOW US ON SOCIAL:



[WWW.YOUTUBE.COM/HUSQVARNAUK](https://www.youtube.com/husqvarnauk)



[@HUSQVARNAUK](https://www.instagram.com/husqvarnauk)





THE BENEFITS OF HUSQVARNA AUTOMOWER®



MORE FREE TIME

Husqvarna Automower® robotic mowers free you from the chore of cutting your lawn allowing you to spend time on the things that really matter.



NO CLIPPINGS

Husqvarna Automower® cut little and often recycling the micro-clippings back into the soil as natural fertiliser improving lawn health.



ADVANCED NAVIGATION

Several navigation tools, including GPS (on X-Line & 500 Series), ensure Husqvarna Automower® covers your entire lawn, even in complex gardens.



NO NOISE. NO FUSS

You'll hardly notice it as it rolls around your garden doing its job quickly, quietly and efficiently. No noise, no fuss – just a great looking lawn.



AUTOMOWER® CONNECT

Control the operation of your Husqvarna Automower® from your iOS or Android smartphone, including location and theft alarm.



WORKS IN THE RAIN

Husqvarna Automower® gives you great cutting results in any type of weather. Its vital parts are safely protected from rain, as well as dust and grass clippings.



MANAGES STEEP SLOPES

Husqvarna Automower® can cope with slopes up to 70% (35°), thanks to optimised design and smart behaviour.



MANAGES PASSAGES

Husqvarna Automower® senses narrow passages and finds its way through even the narrowest gaps.



LOW ENERGY CONSUMPTION

Husqvarna Automower® uses as little as 20W energy when in use, comparable to an traditional style light bulb.



NO TRACK MARKS

Husqvarna Automower® varies its route back to the charger in order to avoid damage and ugly tracks. Mowing in a seemingly random pattern, gives a carpet-like lawn, throughout your garden.



SMART HOME INTEGRATION

Automower® Connect using the smart phone app allows you to integrate your Husqvarna Automower® into your Smart Home. Giving you complete control.



SUSTAINABILITY FIRST

Battery-powered Automower® reduces CO₂ emissions significantly for increased sustainability.



CUTS UNEVEN LAWNS

Large wheels and a clever chassis design ensures a perfect result even on a rough lawn.



WEATHER TIMER

Automatically adjusts the mowing frequency depending on the growth conditions of your lawn. For example in drought conditions mowing frequency is reduced.

X-LINE A FULLY-FEATURED RANGE OF ROBOTIC MOWERS

Husqvarna X-Line is our most fully-featured range, designed for those who want the most advanced robotic mower. These robotic mowers are equipped with the X-Line equipment package, including:

- Automower® Connect with GPS theft tracking
- GPS assisted navigation
- LED headlights
- Front rubber bumper
- X-Line body design.



PRODUCT SELECTOR GUIDE

To help select the most suitable Husqvarna Automower® for the size of your lawn, simply choose how many hours of the day you would like the robotic mower to work, this will determine how much free time you will have on your lawn for leisure activities. As an example the mower could work during the night allowing the lawn to be free during the day.

Then select the working area given in m² that matches or exceeds your lawn area. This will then give you the model/s that best suit your lawn area.

Then simply choose the specification that best fulfils your needs. If a single machine does not meet your needs, more than one Husqvarna Automower® can be used in the same area to increase maximum area coverage. Please visit your local Authorised Husqvarna dealer for more information and guidance.

AMOUNT OF HOURS THE AUTOMOWER® IS TIMED TO WORK (PER 24 HOURS)	MAXIMUM AREA COVERAGE BASED ON DAILY OPERATING HOURS											
	M ²	M ²	M ²	M ²	M ²	M ²	M ²	M ²	M ²	M ²	M ²	M ²
2 HRS	86	120	125	110	140	125	270	290	420	180	290	420
4 HRS	170	240	250	220	270	250	530	580	830	370	580	830
6 HRS	260	360	375	330	410	375	800	870	1300	550	870	1300
8 HRS	340	480	500	440	550	500	1100	1200	1700	730	1200	1700
10 HRS	430	600	600	560	680	625	1400	1450	2100	920	1450	2100
12 HRS	510	600	600	670	820	750	1600	1750	2500	1100	1750	2500
14 HRS	600	600	600	780	960	875	1900	2000	2900	1300	2000	2900
16 HRS	600	600	600	890	1100	1000	2100	2300	3300	1500	2300	3300
18 HRS	600	600	600	1000	1200	1125	2400	2600	3800	1700	2600	3800
20 HRS	600	600	600	1000	1400	1250	2700	2900	4200	1800	2900	4200
22 HRS	600	600	600	1000	1500	1375	2900	3200	4600	2000	3200	4600
24 HRS	600	600	600	1000	1500	1500	3200	3500	5000	2200	3500	5000
AUTOMOWER® MODEL	105	305	405X	310 II	315 II	415X	430X	435X AWD	450X	520	535 AWD	550 / EPOS



+ AUTOMOWER® GARDEN GUIDE


You can also find out which Husqvarna Automower® is best for you and your garden by using our interactive garden guide. Simply follow the basic steps to give us more information about your garden. It will show the Husqvarna Automower® model/s best suited to your needs.

Visit the Automower® Buying Guide at automower.husqvarna.com/uk/



! YOUR AUTHORISED HUSQVARNA DEALER CAN ASSIST WITH ADVICE AND INSTALLATION SERVICE

Consulting your Authorised Husqvarna dealer is always a good way to secure that you get the optimal model of Husqvarna Automower® for you and your garden. To secure maximum convenience and trouble-free operation, we recommend that you also let the dealer take care of the installation in your garden.

 To find your nearest dealer visit husqvarna.com/uk/dealer-locator



PRODUCT USE GUIDE














Use this guide to help you select the best product for your needs.

AUTOMOWER® SERIES	AUTOMOWER® MODEL	X-LINE FEATURE PACKAGE	MAXIMUM WORKING AREA	AREA PER HOUR	MAXIMUM INCLINE	GUIDANCE			
						SEARCH SYSTEM	BOUNDARY SYSTEM	GUIDE WIRES	AREA COMPLEXITY
100 / 300 SERIES (DOMESTIC)	AUTOMOWER® 105		600m ²	43m ²	25% / 14°	Singlesearch	Wire	1	●○○○○
	AUTOMOWER® 305		600m ²	60m ²	40% / 22°	Triplesearch	Wire	1	●●○○○
	AUTOMOWER® 310 Mark II		1,000m ²	55m ²	40% / 22°	Triplesearch	Wire	1	●●○○○
	AUTOMOWER® 315 Mark II		1,500m ²	70m ²	40% / 22°	Triplesearch	Wire	1	●●○○○
400 SERIES (DOMESTIC / LANDOWNER)	AUTOMOWER® 405X	●	600m ²	62.5m ²	40% / 22°	Triplesearch	Wire	1	●●●○○
	AUTOMOWER® 415X	●	1,500m ²	62.5m ²	40% / 22°	Triplesearch	Wire	1	●●●○○
	AUTOMOWER® 430X	●	3,200m ²	135m ²	45% / 24.5°	Quadsearch	Wire	2	●●●●○
	AUTOMOWER® 435X AWD	●	3,500m ²	145m ²	70% / 35°	Quadsearch	Wire	2	●●●●○
	AUTOMOWER® 450X	●	5,000m ²	210m ²	45% / 24.5°	Pentasearch	Wire	3	●●●●●
500 SERIES (COMMERCIAL)	AUTOMOWER® 520		2,200m ²	90m ²	45% / 24.5°	Pentasearch	Wire	3	●●●●●
	AUTOMOWER® 535 AWD		3,500m ²	145m ²	70% / 35°	Pentasearch	Wire	3	●●●●●
	AUTOMOWER® 550		5,000m ²	210m ²	45% / 24.5°	Pentasearch	Wire	3	●●●●●
	AUTOMOWER® 550 EPOS		5,000m ²	210m ²	45% / 24.5°	RTK-GNSS	Virtual	EPOS Guidance	●●●●●+

The product selector is only to be used as a guide. Please visit your local Authorised Husqvarna dealer for more information.

○ - Capable solution but not optimal (guideline only)

○* - Available as an accessory

CONNECTIVITY & CONTROL						SMART HOME ECO SYSTEM				APPLICATIONS			PAGE
AUTOMOWER® CONNECT@ HOME	AUTOMOWER® CONNECT	FLEET SERVICE™	HIGH SECURITY COMMERCIAL INTERFACE	CLUB SOLUTION			 						
						GARDENA	SMART SPEAKERS	IFTTT	OPEN API	DOMESTIC	GROUND CARE	SPORTS TURF	
										●			156
●	○*					○*	○*	○*	○*	●			156
●	○*					○*	○*	○*	○*	●			157
●	○*					○*	○*	○*	○*	●			157
●	●					●	●	●	●	●	○		158
●	●					●	●	●	●	●	○		158
●	●					●	●	●	●	●	○		159
●	●					●	●	●	●	●	○		159
●	●					●	●	●	●	●	○		159
●	●	●	●			●	●	●	●	○	●	●	164
●	●	●	●			●	●	●	●	○	●	●	164
●	●	●	●	●		●	●	●	●	○	●	●	165
●	●	●	●	●		●	●	●	●	○	●	●	165

FREE 10
YEAR DATA
PLAN
INCLUDED





100 / 300 SERIES



The 100 Series is designed for domestic use on smaller flat lawns. Just like the larger models, the 100 series delivers excellent cutting results. 300 Series robotic mowers are ideal for small to mid-sized lawns with some complexity and slopes. Additional 300 series features include weather timer which adjusts the mowing frequency to match the grass growth rate and automatic passage handling for reliable navigation of narrow areas.

Ideal for applications including:

- **Small to medium lawns**
- **Areas with some complexity**
- **Slopes up to 40% (300 series)**
- **Passages (300 series)**
- **Multiple machines per installation**
- **Night time mowing**

AUTOMOWER® 105



Reliable robotic mower for smaller less complex lawns up to 600m². Ideal for replacing a traditional pedestrian lawn mower.

- Lift & tilt sensors
- Anti-theft alarm

Working Area	Area per hour	Maximum incline	Area Complexity
600m ²	43m ²	25% / 14°	● ○ ○ ○ ○
Cutting height	Noise level	Search system	Power consumption
20 - 50mm	61dB(A)	Singlesearch (1)	20W
Model	Order PNC	RRP ex VAT	RRP inc VAT
Automower® 105	967 64 54-03		

AUTOMOWER® 305



Highly specified robotic mower for areas up to 600m², designed to handle lawns with some complexity and slopes. Ideal for replacing a smaller pedestrian lawn mower.

- Lift & tilt sensors
- Systematic passage mowing
- Automower® Connect @ home
- Frost sensor
- Anti-theft alarm
- Automower® Connect
- Weather timer
- Hose washable

Working Area	Area per hour	Maximum incline	Area Complexity
600m ²	60m ²	40% / 22°	● ● ○ ○ ○
Cutting height	Noise level	Search system	Power consumption
20 - 60mm	60 dB(A)	Triplesearch (3)	20W
Model	Order PNC	RRP ex VAT	RRP inc VAT
Automower® 305	967 97 40-03		



AUTOMOWER® 310 Mark II **NEW**



Highly specified robotic mower for areas up to 1,000m², designed to handle lawns with complexity and slopes. Ideal for replacing a medium size pedestrian lawn mower.

- Lift & tilt sensors
- Systematic passage mowing
- Automower® Connect @ home
- Frost sensor
- Balance and slope control
- Anti-theft alarm
- Automower® Connect
- Weather timer
- Hose washable
- Spot cutting mode

Working Area	Area per hour	Maximum incline	Area Complexity
1,000m ²	56m ²	40% / 22°	● ● ○ ○ ○
Cutting height	Noise level	Search system	Power consumption
20 - 50mm	60dB(A)	Triplesearch (3)	20W
Model	Order PNC	RRP ex VAT	RRP inc VAT

Automower® 310 Mark II 970 52 67-03

AUTOMOWER® 315 Mark II **NEW**



Highly specified robotic mower for areas up to 1,500m², designed to handle lawns with complexity and slopes. Ideal for replacing a medium size pedestrian lawn mower.

- Lift & tilt sensors
- Systematic passage mowing
- Automower® Connect @ home
- Frost sensor
- Balance and slope control
- Anti-theft alarm
- Automower® Connect
- Weather timer
- Hose washable
- Spot cutting mode

Working Area	Area per hour	Maximum incline	Area Complexity
1,500m ²	56m ²	40% / 22°	● ● ○ ○ ○
Cutting height	Noise level	Search system	Power consumption
20 - 50mm	60dB(A)	Triplesearch (3)	20W
Model	Order PNC	RRP ex VAT	RRP inc VAT

Automower® 315 Mark II 970 52 68-03

LET OUR EXPERTS TAKE CARE OF YOU

Follow our simple 3 step process:

STEP 1 Choose the right Husqvarna Automower® for you through professional consultation by a Husqvarna Authorised dealer.



STEP 2 Professional Husqvarna Automower® installation carried out by an Authorised dealer - you need not lift a finger.



STEP 3 Start your Husqvarna Automower® and enjoy more free time and a high quality, 'just cut' finish, every day.



For more information and to locate your nearest Husqvarna Authorised dealer please visit:

 www.husqvarna.com/uk/dealer-locator

AUTOMOWER® ENDURANCE BLADES

Husqvarna Automower® Endurance blades providing more than twice the lifetime compared to our original blades thanks to the new design. The design allows for a harder and sharper edge without compromising on safety standards and provides cutting edges on all 4 sides.

Blades	Order PNC	RRP ex VAT	RRP inc VAT
6	595 08 44-01		
45	595 08 44-02		

BLUETOOTH COMMUNICATION

AUTOMOWER® CONNECT@HOME

- Standard equipment on models 305, 310 Mark II and 315 Mark II
- Bluetooth communication up to 30 metres range
- Requires no mobile data contract
- Does not include GPS theft tracking
- Enables basic settings to be adjusted remotely



400 SERIES



400 Series robotic mowers offer the highest cutting capacities, the lowest noise levels and the most advanced features. They can handle small to large uneven, very complex lawns with ease. Additional 400 series features include, excellent terrain performance for uneven areas, Ultrasilent drive motors for no disturbance, up to 70% (35°) slope capabilities and electric height adjustment. All models feature added intelligence including GPS assisted navigation for efficient lawn coverage in complex areas.

Ideal for applications including:

- **Small to large lawns**
- **Complex areas with obstacles**
- **Multiple areas**
- **Slopes up to 70% (35°)**
- **Narrow passages**
- **Multiple machines per installation**
- **Night time mowing**

AUTOMOWER® 405X

X-LINE



Advanced ultra-quiet X-Line robotic mower for areas up to 600m², designed to handle complex, sloped or multiple areas. Ideal for replacing a small to medium pedestrian lawn mower. Features GPS assisted navigation for efficient lawn coverage in complex areas.

- Lift & tilt sensors
- Systematic passage mowing
- Weather timer
- Electric height adjustment
- Frost sensor
- Anti-theft alarm and GPS tracking
- Automower® Connect
- GPS assisted navigation
- LED Headlights
- Hose washable

Working Area	Area per hour	Maximum incline	Area Complexity
600m ²	62.5m ²	40% / 22°	● ● ● ○ ○
Cutting height	Noise level	Search system	Power consumption
20 - 50mm	61dB(A)	Triplesearch (3)	25W
Model	Order PNC	RRP ex VAT	RRP inc VAT

Automower® 405X 970 45 62-03

AUTOMOWER® 415X

X-LINE



Advanced ultra-quiet X-Line robotic mower for areas up to 1,500m², designed to handle complex, sloped or multiple areas. Ideal for replacing a medium to large pedestrian lawn mower. Features GPS assisted navigation for efficient lawn coverage in complex areas.

- Lift & tilt sensors
- Systematic passage mowing
- Weather timer
- Electric height adjustment
- Frost sensor
- Anti-theft alarm and GPS tracking
- Automower® Connect
- GPS assisted navigation
- LED Headlights
- Hose washable

Working Area	Area per hour	Maximum incline	Area Complexity
1,500m ²	62.5m ²	40% / 22°	● ● ● ○ ○
Cutting height	Noise level	Search system	Power consumption
20 - 50mm	61dB(A)	Triplesearch (3)	25W
Model	Order PNC	RRP ex VAT	RRP inc VAT

Automower® 415X 970 47 17-03

AUTOMOWER® 430X X-LINE



Advanced ultra-quiet X-Line robotic mower for areas up to 3,200m², designed to handle very complex, sloped or multiple areas. Ideal for replacing a medium to large ride on machine. Features GPS assisted navigation for efficient lawn coverage in complex areas.

- Lift & tilt sensors
- Automatic passage handling
- Weather timer
- Electric height adjustment
- Anti-theft alarm and GPS tracking
- Automower® Connect
- GPS assisted navigation
- LED Headlights

Working Area	Area per hour	Maximum incline	Area Complexity
3,200m ²	135m ²	45% / 24.5°	● ● ● ● ○
Cutting height	Noise level	Search system	Power consumption
20 - 60mm	58dB(A)	Quadsearch (4)	30W
Model	Order PNC	RRP ex VAT	RRP inc VAT

Automower® 430X 967 85 28-03

AUTOMOWER® 450X X-LINE



Advanced ultra-quiet X-Line robotic mower for areas up to 5,000m², designed to handle very complex, sloped or multiple areas. Ideal for replacing a larger ride on machine. Features GPS assisted navigation for efficient lawn coverage in complex areas and is supplied with Automower®

- Lift & tilt sensors
- Automatic passage handling
- Weather timer
- Electric height adjustment
- Ultrasonic sensor
- Anti-theft alarm and GPS tracking
- Automower® Connect
- GPS assisted navigation
- LED Headlights

Working Area	Area per hour	Maximum incline	Area Complexity
5,000m ²	210m ²	45% / 24.5°	● ● ● ● ●
Cutting height	Noise level	Search system	Power consumption
20 - 60mm	59dB(A)	Pentasearch (5)	35W
Model	Order PNC	RRP ex VAT	RRP inc VAT

Automower® 450X 967 85 30-03

AUTOMOWER® 435X AWD X-LINE



All-wheel-drive robotic lawn mower for areas up to 3,500m². Designed to handle complex areas, tough terrain and slopes up to 70%. Features X-line design with LED headlights and intuitive interaction with Automower® Access colour display.

- Lift & tilt sensors
- Automatic passage handling
- All wheel Drive
- Electric height adjustment
- Ultrasonic collision sensors
- Anti-theft alarm and GPS tracking
- Automower® Connect
- Automower® Access
- LED Headlights

Working Area	Area per hour	Maximum incline	Area Complexity
3,500m ²	145m ²	70% / 35°	● ● ● ● ○
Cutting height	Noise level	Search system	Power consumption
30 - 70mm	61dB(A)	Quadsearch (4)	40W
Model	Order PNC	RRP ex VAT	RRP inc VAT

Automower® 435X 967 85 33-03

AUTOMOWER® ENDURANCE BLADES

Husqvarna Automower® Endurance blades providing more than twice the lifetime compared to our original blades thanks to the new design. The design allows for a harder and sharper edge without compromising on safety standards and provides cutting edges on all 4 sides.

Blades	Order PNC	RRP ex VAT	RRP inc VAT
6	595 08 44-01		
45	595 08 44-02		

SMART HOME ECO SYSTEM

Automower® Connect using the smart phone app allows you to integrate your Husqvarna Automower® into your Smart Home. Giving you complete control.





COMMERCIAL ROBOTIC MOWING



Robotic mowers are the perfect solution for efficient and sustainable management of green spaces and sports turf. With Husqvarna's new EPOS Automower® robotic technology, the mowing possibilities are made even more flexible as the need for boundary and guide is made obsolete. The Automower® 550 EPOS mower works without the need of physical wires and can be remotely programmed via Husqvarna Fleet Services™. And while they tirelessly spend their days producing a carpet-like finish, you can spend your time focusing on other more skilled tasks.



WHAT YOU GET. HOW WE DO IT.

HUSQVARNA FLEET SERVICES™

THE PROFESSIONAL WAY TO MANAGE YOUR ROBOTIC MOWERS

When you invest in our 500 Series robotic mowers, you get free access to Husqvarna Fleet Services™ – a digital tool allowing you to easily monitor and control them from your smart phone, tablet or laptop. Just as easy as it should be.

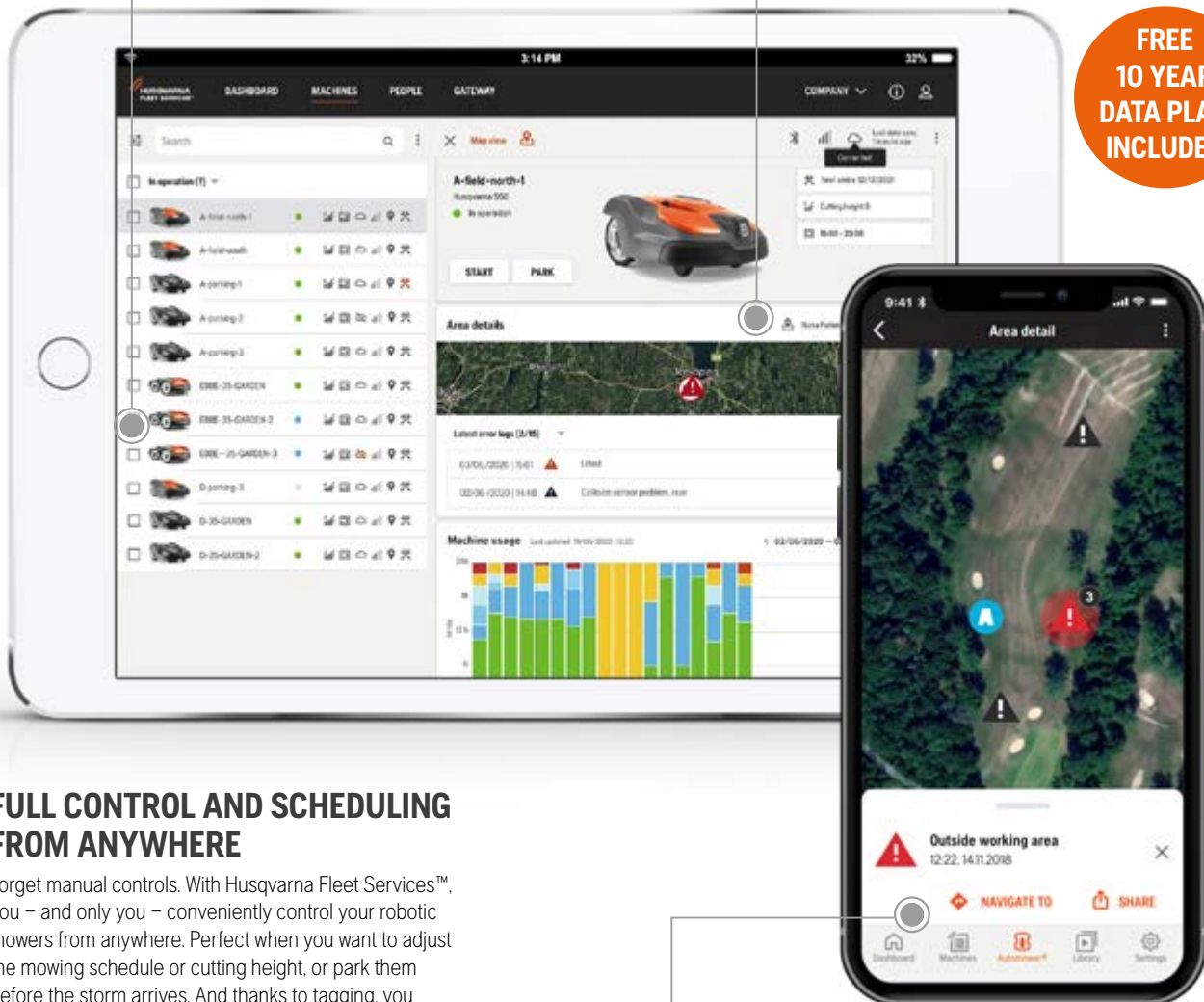
FILTERS THAT MAKE YOUR MOWERS MORE EFFICIENT

Different mowers can be “tagged” to different teams, or to different locations, and then grouped for easier handling. The different user roles can also be tagged with different levels of control.

ALWAYS KEEP TRACK OF THEIR EXACT LOCATIONS

Want an overview of all your robotic mowers? Just check the map view. Thanks to the built-in GPS, you always know the exact location and status of every robotic mower. Use tags to issue commands to all mowers in specific areas for even easier fleet handling.

**FREE
10 YEAR
DATA PLAN
INCLUDED**



FULL CONTROL AND SCHEDULING FROM ANYWHERE

Forget manual controls. With Husqvarna Fleet Services™, you – and only you – conveniently control your robotic mowers from anywhere. Perfect when you want to adjust the mowing schedule or cutting height, or park them before the storm arrives. And thanks to tagging, you can exert exact control over all your mowers, grouping them and issuing batch commands, directly from your smartphone app.

+ ALL YOUR EQUIPMENT IN ONE PLACE

If you want to, you can also connect the rest of your equipment to the system by using Husqvarna Fleet Services™ sensors. [Learn more at www.husqvarna.com/uk/services/fleet-services](http://www.husqvarna.com/uk/services/fleet-services)

OPERATIONAL INSIGHTS

Should anything happen, such as an unexpected standstill for one mower, you'll immediately receive a notification to your phone. Information about where problems occur and how often give you valuable insights to continuously adjust and improve the installation, which ensure a smooth and efficient operation. Through the Automower® Machine usage tab, you can review daily user data for more insights. The information is summarised in an easy and accessible way, helping you make your fleet usage more efficient and productive.





AUTOMOWER® EPOS

HOW IT WORKS

Automower® EPOS is a satellite powered guidance technology for robotic mowing. Satellite signals are received by both the mower and the reference station. To achieve an accuracy of 2-3cm Real-Time Kinematic Global Navigation Satellite System (RTK-GNSS) is used. A fixed EPOS reference station is required to broadcast precision correction data to the mower. EPOS requires an unimpeded view of the satellites for signal data to be received and correction data to be sent. Tall buildings and dense trees close to or within the installation can block satellite data.



AUTOMOWER® EPOS

VIRTUAL BOUNDARIES

Automower® EPOS does not require boundary or guide wires to define the working area. The boundary wire is replaced by a virtual boundary. A virtual "loop signal map" is created when the machine is installed. Up to 3 virtual guides can be used for returning the mower to the charge station and the use of transport paths allows easy movement between designated work areas even on paved surfaces. The mower maintains work areas using a random cutting pattern, GPS ensures even area coverage. Virtual boundaries allow for trouble-free ground maintenance such as aeration.



AUTOMOWER® EPOS
PRECISE AREA MANAGEMENT

Automower® EPOS allows precision management of multiple work areas using individual area settings. Work areas can be assigned their own specific mowing schedule as well as cutting height. Temporary stay-out zones can easily be activated and de-activated depending upon the situation. Transport paths are used to move the robotic mower between work areas as well as to and from the charge station. This allows for much more flexible placement of the charging station.

Learn more at www.husqvarna.com/uk

AUTOMOWER® CLUB SOLUTION
IDEAL SOLUTIONS FOR SPORTS FIELDS

Automower® club solution allows for optimum cutting of sports pitches including football and rugby. It has been designed to work with Automower® 550, enabling one single installation for an entire pitch. This means that up to three mowers can run simultaneously in the same area allowing routine maintenance such as aeration and turf repairs to be carried out without the risk of damaging the boundary wire.

Learn more at www.husqvarna.com/uk



COMMERCIAL INTERFACE
HIGH SECURITY PROTECTION

The Automower® 500 series all feature a commercial human machine interface (HMI) specially adapted for use in public settings. The professional HMI, which features a START / STOP switch and LED status indicator protects against unauthorised tampering of the machine and its settings. If the robotic mower gets stolen, it's immediately locked, an alarm goes off and the built-in GPS tracking shows the mower's exact position. All the machines settings and controls are managed remotely through the Husqvarna Fleet Services™ smartphone app or via a PC or tablet.

“Parks and green spaces is an important element of Edinburgh. If we can free up what limited resources we have to look after the borders and plants, it's a winner for everybody because the borders are clean and the grass is still getting cut. It keeps it to a standard that we couldn't keep before”.

Edinburgh City Council





500 SERIES – COMMERCIAL USE



Husqvarna robotic mowers specifically developed for commercial applications. Offering the most efficient and sustainable way to consistently maintain areas of green space. Ideal for professionals and private or public enterprises who seek new ways to maintain grassed areas whilst enabling the redeployment of resources onto more important tasks. The 500 Series robotic mowers all come with Husqvarna Fleet Services™ built-in, enabling fleet management and mower control from anywhere.

Ideal for applications including:

- **Grounds maintenance**
- **Sports facilities**
- **Commercial properties**
- **Holiday parks**
- **Noise sensitive areas**
- **Slopes up to 70% (35°)**
- **Multiple machines per installation**
- **Complex areas with obstacles**
- **Night time mowing**

AUTOMOWER® 520



Professional robotic mower with robust design and high cutting capacity. Equipped with commercial interface for simplified and robust interaction. Remote mower management and surveillance through Husqvarna Fleet Services™.

- Husqvarna Fleet Services™
- Automower® Connect fitted
- Commercial interface
- Automatic passage handling
- GPS assisted navigation
- Anti-theft alarm and GPS tracking
- Electric height adjustment
- Lift & tilt sensors
- Weather timer

Working Area	Area per hour	Maximum incline	Area Complexity
2,200m ²	90m ²	45% / 24.5°	● ● ● ● ●
Cutting height	Noise level	Search system	Power consumption
20 - 60mm	59dB(A)	Pentasearch (5)	30W
Model	Order PNC	RRP ex VAT	RRP inc VAT
Automower® 520	967 66 21-03		

AUTOMOWER® 535 AWD



Professional AWD robotic mower with high cutting capacity and 70% slope performance. Equipped with commercial interface for simplified and robust interaction. Remote mower management and surveillance through Husqvarna Fleet Services™.

- Husqvarna Fleet Services™
- Automower® Connect fitted
- Commercial interface
- Automatic passage handling
- Ultrasonic collision sensors
- Anti-theft alarm and GPS tracking
- Electric height adjustment
- Lift & tilt sensors
- All wheel drive

Working Area	Area per hour	Maximum incline	Area Complexity
3,500m ²	145m ²	70% / 35°	● ● ● ● ●
Cutting height	Noise level	Search system	Power consumption
30 - 70mm	62dB(A)	Pentasearch (5)	40W
Model	Order PNC	RRP ex VAT	RRP inc VAT
Automower® 535	967 85 34-03		



AUTOMOWER® 550



Professional robotic mower with a high cutting speed and large area capacity. Equipped with commercial interface for simplified and robust interaction. Remote control and surveillance through Husqvarna Fleet Services™.

- Husqvarna Fleet Services™
- Automower® Connect fitted
- Commercial interface
- Automatic passage handling
- GPS assisted navigation
- Anti-theft alarm and GPS tracking
- Electric height adjustment
- Lift & tilt sensors
- Weather timer

Working Area	Area per hour	Maximum incline	Area Complexity
5.000m ²	210m ²	45% / 24.5°	● ● ● ● ●
Cutting height	Noise level	Search system	Power consumption
20 - 60mm	61dB(A)	Pentasearch (5)	35W
Model	Order PNC	RRP ex VAT	RRP inc VAT

Automower® 550 967 65 02-03

AUTOMOWER® 550 EPOS



Professional robotic mower featuring Husqvarna EPOS guidance with precision area management and transport paths. With virtual boundaries you can define several work areas with different settings as well as set temporary stay-out zones. Requires EPOS reference station

- Husqvarna EPOS Technology
- Virtual boundary and guides
- Transport paths
- Electric height adjustment
- Weather timer
- RTK-GNSS Guidance
- Precise area management
- Husqvarna Fleet Services™
- Lift & tilt sensors

Working Area	Area per hour	Maximum incline	Area Complexity
5.000m ²	210m ²	45% / 24.5°	● ● ● ● ● +
Cutting height	Noise level	Search system	Power consumption
20 - 60mm	61dB(A)	EPOS Guidance	35W
Model	Order PNC	RRP ex VAT	RRP inc VAT

Automower® 550 970 46 53-03

EPOS REFERENCE STATION

EPOS



Transmits RTK-GNSS signals between the Automower® 550 EPOS mower and guidance satellites. The mains powered reference station is required for EPOS to function and can serve multiple EPOS units per installation. Work area up to 500 metre radius.

Model	Order PNC	RRP ex VAT	RRP inc VAT
EPOS Reference	970 46 82-03		

HUSQVARNA FLEET SERVICES™

With 10 years free connectivity, the digital tool allows you to easily monitor and control your robotic mower fleet from your smart phone, tablet or laptop. Just as easy as it should be. Find out more on page 262.

LET OUR EXPERTS TAKE CARE OF YOU



Dealer Installation Service

Husqvarna recommend for maximum convenience and to ensure correct installation and trouble-free operation that your local Authorised Husqvarna dealer carries out the product installation. For more information and to locate your nearest dealer please visit:

www.husqvarna.com/uk/dealer-locator

AUTOMOWER® FAIRWAY KIT

Reduces the minimum cutting height allowing a minimum grass length of approximately 10mm to be achieved. Lower range includes 10mm, 12.5mm, 15mm and 17.5mm steps. Excludes Automower® 535 AWD.



Model	Order PNC	RRP ex VAT	RRP inc VAT
Fairway Kit	597 49 63-02		



A SMARTER LAWN CARE EXPERIENCE



STAY IN CONTROL WITH YOUR SMARTPHONE

The Husqvarna Automower® Connect service allows you to take full control of your Husqvarna robotic lawn mower. The service provides two modes of connectivity, depending on model: Automower® Connect for long-range connectivity using cellular communication, or Automower® Connect@Home for short-range, using Bluetooth® wireless technology. You can see where the mower is operating and control the schedules conveniently from wherever you are.



BLUETOOTH COMMUNICATION AUTOMOWER® CONNECT@HOME



- Standard equipment on 300, 400 & 500 series
- Bluetooth communication up to 30 metres range
- Requires no mobile data contract

+ UPGRADE TO AUTOMOWER® CONNECT



10 YEARS OF FREE CONNECTIVITY INCLUDED!



The Automower® connect module allows you to control and configure your mower. With the module installed, you can download the app to your Android or iPhone and use it to communicate directly with your mower.

Item	Order PNC	RRP ex VAT	RRP inc VAT
305/310 Mark II/315 Mark II	586 66 23-09		

*Automower® Connect covers service during product life (10 years). The Automower® Connect service requires 2G/3G data transfer, technology provided by country-specific telecom operators (3rd party). Husqvarna's service includes product's function, not communication due to data transfer restrictions.

MOBILE DATA COMMUNICATION AUTOMOWER® CONNECT



- Standard equipment on X-Line models and 500-series
- Available as an accessory on models 305, 310 Mark II and 315 Mark II
- Mobile data communication worldwide*
- 10 years mobile data contract included*
- Geofence with GPS theft tracking

CONTROL Receive status messages and send Start, Stop and Park commands to the mower from anywhere in the world.

CONFIGURE Brings the mower's menu system to your smartphone. Read and change the mower settings without the need of being on site.

SECURITY Receive alarm and track your mower's position in case of theft.



AVAILABLE ON GOOGLE PLAY AND ON THE APP STORE



INNOVATIONS TO LEVEL UP YOUR GARDEN

Innovative technology, smart integrations, and partnerships helps us provide intuitive solutions that simplify your life. Intelligent features adapt to your personal needs and make the experience more engaging and supportive. Among our solutions you find voice control through Amazon Alexa or Google Home. Smart connections to sprinklers, personal calendars or local weather through IFTTT and AI driven support give you a smooth experience and great result with Husqvarna Automower®.



TIME TO START MOWING JUST ASK YOUR SMART SPEAKER

All Automower® Connect equipped robotic mowers are compatible with Amazon Alexa and Google Home. This means that all you need is to give your smart speaker a voice command, and your Automower® robotic mower will jump to the task. The smart speakers recognise the most common commands such as start, stop, park, and get status updates by simply asking Alexa. Garden care made as easy as it should be.



EXPLORE IFTTT MAKE YOUR AUTOMOWER® EVEN SMARTER

IFTTT (If This Then That) is a free, easy-to-use web-based service. It allows you to create your own applets and integrate Husqvarna Automower® even more into your smart home systems. For instance, you can set it so Husqvarna Automower® starts mowing when the home alarm is turned on. Or that it should park when the current temperature drops below a certain point – and much, much more. The limits are set by your imagination.

Please visit www.husqvarna.com/uk for further information.



CONTROL YOUR SPRINKLER AND MOWING DIRECTLY FROM YOUR SMARTPHONE

Now you can have an even more intelligent relationship with your garden. By connecting your Husqvarna Automower® to the high-performing GARDENA irrigation smart system, you can easily sync your mower and your irrigation schedule. Sit back and relax while Automower® robotic mower keeps your lawn perfectly cut and healthy. The GARDENA smart system – with its sensors that measure soil moisture, outside temperature and light intensity, and then waters accordingly – will keep your lawn green and fresh. This works with all products equipped with Automower® Connect.



OPEN API GIVING ENDLESS POSSIBILITIES

Our open API solution enables endless connectivity possibilities of personalisation and add-on features through IFTTT (If This Then That).



SMART HOME ECO SYSTEM

READ MORE AT
HUSQVARNA.COM/UK







INSTALLATION AND PRODUCT ACCESSORIES






BOUNDARY WIRE PRO

High performance 5.5mm diameter boundary wire. The wire features double insulation to deal with the toughest of installations whilst helping to protect against rodents. The outer layer has high UV resistance increasing durability. Length 300m.



Item	Order PNC	RRP ex VAT	RRP inc VAT
Wire PRO, 300m (Ø5.5mm)	593 29 77-02		

CONNECTORS AND FASTENERS

Item	Order PNC	RRP ex VAT	RRP inc VAT
 Connector, 5pc	577 86 48-01		
Coupler, 1pc	501 98 02-01		
 Coupler, 5pc	577 86 47-01		
Coupler, 100pc	501 98 02-03		
 Peg, 100pc	577 86 42-01		

AUTOMOWER® INSTALLATION KITS

SMALL - Suitable for open lawn areas of max 800m² or complex lawn areas of max 400m²

MEDIUM - Suitable for open lawn areas of max 2,000m² or complex lawn areas of max 1,000m²

LARGE - Suitable for open lawn areas of max 5,000m² or complex lawn areas of max 2,500m²



Item	Order PNC	RRP ex VAT	RRP inc VAT
Small	967 97 21-01		
Medium	967 97 22-01		
Large	967 97 23-01		

PROTECTION BOXES

Protection box is a small sealed box for cable connectors, to protect them against moisture during off season.

Outdoor power box is a sealed box to protect an outdoor mounted transformer.



Item	Order PNC	RRP ex VAT	RRP inc VAT
Protection Box	599 80 17-01		

BOUNDARY WIRE

Standard 2.7mm wire used to define the working area, suitable for most installations. Heavy duty 3.4mm wire is a robust wire for demanding installations, 100% copper core and isolated surface to minimise signal loss. All variants feature a black outer layer with high UV resistance.



Item	Order PNC	RRP ex VAT	RRP inc VAT
Wire, 50m (Ø2.7mm)	597 23 78-02		
Wire, 150m (Ø2.7mm)	597 23 78-01		
Wire, 250m (Ø2.7mm)	580 66 20-06		
Wire, 800m (Ø2.7mm)	580 66 20-09		
Wire Heavy duty, 500m (Ø3.4mm)	522 91 41-02		

HYBRID GRASS

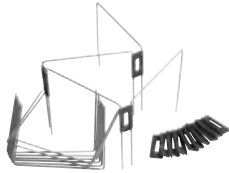


Hybrid grass provides grip in narrow and steep areas. Reduces lawn wear on slopes or narrow passages. 1m² hybrid grass including 16 green pegs

Item	Order PNC	RRP ex VAT	RRP inc VAT
Hybrid Grass	598 89 60-01		



TEMPORARY FENCE



Robust steel arches for temporarily fencing off areas of the lawn. Ideal for protecting spring flowers. 12 arches providing 1m² coverage.

Item	Order PNC	RRP ex VAT	RRP inc VAT
Temporary Fence	597 98 70-01		

AUTOMOWER® BLADES

Husqvarna Automower® carbon steel safety blade. Combines high- strength properties and sharpness for a long lifetime.



Item	Order PNC	RRP ex VAT	RRP inc VAT
Blades - 9 pack	577 86 46-03		
Blades - 45 pack	577 60 65-05		

BOUNDARY REPAIR KIT



Designed to replace a damaged section of boundary wire. Kit includes 5 metres of boundary wire. (Ø2.7mm) 10 pegs, and 6 connectors.

Item	Order PNC	RRP ex VAT	RRP inc VAT
Boundary Repair Kit	597 53 95-01		

AUTOMOWER® ENDURANCE BLADES

Husqvarna Automower® Endurance blades providing more than twice the lifetime compared to our original blades thanks to the unique design. New HSS Blades provide increased durability with High speed steel construction, ideal for commercial applications.



Item	Order PNC	RRP ex VAT	RRP inc VAT
Endurance - 6 pack	595 08 44-01		
Endurance - 45 pack	595 08 44-02		
Endurance HSS - 6 pack	599 80 52-01		
Endurance HSS - 45 pack	599 80 52-02		

HOUSING



Protects the charging station and your Husqvarna Automower® from exposure to sun and rain.

Item	Order PNC	RRP ex VAT	RRP inc VAT
300 Series / 405X / 415X	587 23 61-01		
400 / 500 Series	585 01 94-01		
400 / 500 Series AWD	597 63 53-01		

MAINTENANCE & CLEANING KIT



Including specific slim brushes with sharp scrapers to get in tight areas, a screwdriver to exchange blades, abrasive pad to clean the electric contacts on the mower and charging station and a plastic care spray.

Item	Order PNC	RRP ex VAT	RRP inc VAT
Maintenance Kit	590 85 51-01		
Care and Shine Spray 200ml	593 96 79-01		

WALL HANGER



Store your Husqvarna Automower® on the wall when not in use and during the winter season.

Item	Order PNC	RRP ex VAT	RRP inc VAT
305 / 310 Mark II / 315 Mark II / 405X / 415X Wall Hanger	597 70 36-01		
310 / 315 Wall Hanger	587 22 40-01		
400 / 500 Series Wall Hanger	585 01 97-02		

FAIRWAY KIT



Lowers the minimum cutting height to 10mm. Makes it possible to mow the fairways of golf courses, and similar sports turf. Excludes AWD models.

Item	Order PNC	RRP ex VAT	RRP inc VAT
400 / 500 series (>2020)	597 49 63-01		
400 / 500 series (2020>)	597 49 63-02		



ROUGH TERRAIN KIT



Provides excellent traction on rough and sloping lawns with slope performance increasing by 5%. Contains coarse treaded wheels and wheel brushes.

Item	Order PNC	RRP ex VAT	RRP inc VAT
305 / 310 Mark II / 315 Mark II / 405X / 415X Kit	597 70 54-01		
310 / 315 Kit	587 23 53-01		
400 / 500 Series Kit	581 88 97-02		

WHEEL BRUSH KIT



Keeps the driving wheels clean to maintain good traction. Separate replacement refill brushes available.


Item	Order PNC	RRP ex VAT	RRP inc VAT
305 / 310 Mark II / 315 Mark II / 405X / 415X Kit	597 70 46-01		
310 / 315 Kit	587 23 57-01		
400 / 500 Series Kit	581 90 31-02		

AUTOMOWER® SKINS



MAKE IT PERSONAL

MAKE YOUR OWN PERSONAL AUTOMOWER® DESIGN — SCAN AND ORDER ONLINE.



5 standard designs are available as a fixed range for the following Husqvarna Automower® models. Skins are available to order as single items from your dealer. A full range of bespoke and personalised skins are available to order direct through myHusqvarna.com.



Automower® model	Ladybug	Flower Bed	Zebra	Camo	Geomap	RRP ex VAT	RRP inc VAT
105	599 29 24-01	-	-	-	-		
305	599 29 24-02	599 29 47-01	599 29 49-01	599 29 50-01	599 29 52-01		
310 / 315	599 29 24-03	599 29 47-02	599 29 49-02	599 29 50-02	599 29 52-02		
315X	599 29 24-04	599 29 47-03	599 29 49-03	599 29 50-03	-		
420	599 29 24-05	599 29 47-04	599 29 49-04	599 29 50-04	-		
430X	599 29 24-06	599 29 47-05	599 29 49-05	599 29 50-05	-		

REPLACEABLE TOP COVERS



Make your mower unique and personal by changing its colour. Available in white, orange and grey on selected models.

Item	Order PNC	RRP ex VAT	RRP inc VAT
105 - Body Kit White	580 96 54-02		
305 - White	597 70 31-01		
305 - Orange	597 70 31-02		
310/315 - White	587 23 58-02		
310/315 - Orange	587 23 58-03		
405 / 415X - White	529 46 13-01		
405 / 415X - Orange	529 46 13-02		

Item	Order PNC	RRP ex VAT	RRP inc VAT
430X (2018 >) - Grey	590 87 70-01		
430X (2018 >) - White	590 87 70-02		
430X (2018 >) - Orange	590 87 70-03		
435X AWD - Grey	596 30 00-01		
435X AWD - White	596 30 00-02		
435X AWD - Orange	596 30 00-03		
450X - Grey	588 79 91-01		
450X - White	588 79 91-02		
450X - Orange	588 79 91-03		
520 - Grey	591 49 60-01		
520 - Orange	591 49 60-02		
550 - Grey	591 49 61-01		
550 - Orange	591 49 61-02		
535 AWD - Grey	596 30 02-01		
535 AWD - Orange	596 30 02-02		



AUTOMOWER® ACCESSORIES GUIDE

Use this chart below to select the right accessories for your Husqvarna Automower®.

Husqvarna Automower® Accessory	PNC	105	305 / 310 II / 315 II	310 / 315	405 / 415X	430X	435X AWD	450X	520	535 AWD	550	550 EPOS
Automower® Connect Module	586 66 23-09	–	●	●	S	S	S	S	S	S	S	S
Automower® Connect @ Home	N/A	–	S	S	S	S	S	S	S	S	S	S
Replaceable Body Kit	580 96 54-02	●	–	–	–	–	–	–	–	–	–	–
Replaceable Top Cover	597 70 31-XX	–	●	–	–	–	–	–	–	–	–	–
Replaceable Top Cover	587 23 58-XX	–	–	●	–	–	–	–	–	–	–	–
Replaceable Top Cover	529 46 13-XX	–	–	–	●	–	–	–	–	–	–	–
Replaceable Top Cover (2018>)	590 87 70-XX	–	–	–	–	●	–	–	–	–	–	–
Replaceable Top Cover	596 30 00-XX	–	–	–	–	–	●	–	–	–	–	–
Replaceable Top Cover	588 79 91-XX	–	–	–	–	–	–	●	–	–	–	–
Replaceable Top Cover	591 49 60-XX	–	–	–	–	–	–	–	●	–	–	–
Replaceable Top Cover	591 49 61-XX	–	–	–	–	–	–	–	–	–	●	–
Replaceable Top Cover	596 30 02-XX	–	–	–	–	–	–	–	–	●	–	–
Housing	587 23 61-01	–	●	●	●	–	–	–	–	–	–	–
Housing	585 01 94-01	–	○	○	○	●	–	●	●	–	●	–
Housing	597 63 53-01	–	–	–	–	–	●	–	–	●	–	–
Bag	522 91 67-01	●	●	●	●	○	–	○	○	–	○	–
Wall Hanger	597 70 36-01	–	●	–	●	–	–	–	–	–	–	–
Wall Hanger	587 22 40-01	–	–	●	–	–	–	–	–	–	–	–
Wall Hanger	585 01 97-02	–	–	–	–	●	–	●	●	–	●	●
Fairway Kit (>2020)	597 49 63-01	–	–	–	–	●	–	●	●	–	●	–
Fairway Kit (2020>)	597 49 63-02	–	–	–	–	●	–	●	●	–	●	●
Rough Terrain Kit	597 70 54-01	–	●	–	●	–	–	–	–	–	–	–
Rough Terrain Kit	587 23 53-01	–	–	●	–	–	–	–	–	–	–	–
Rough Terrain Kit	581 88 97-02	–	–	–	–	●	–	●	S	–	S	S
Wheel Brush Kit	597 70 46-01	–	●	–	●	–	–	–	–	–	–	–
Wheel Brush Kit	587 23 57-01	–	–	●	–	–	–	–	–	–	–	–
Wheel Brush Kit	581 90 31-02	–	–	–	–	●	–	●	S	–	S	S
Wheel Brush Kit	505 13 28-03	–	–	–	–	–	●	–	–	●	–	–
Wheel Brush Refill	505 13 28-03	–	●	●	●	–	–	–	–	–	–	–
Wheel Brush Refill	581 98 20-02	–	–	–	–	●	–	●	●	–	●	●
Automower® Blades	577 86 46-XX	●	●	●	●	●	●	●	●	●	●	●
Endurance Blades	595 08 44-XX	●	●	●	●	●	●	●	●	●	●	●
Endurance HSS Blades	599 80 52-XX	●	●	●	●	●	●	●	●	●	●	●
Replacement Battery	586 57 62-01	●	–	–	–	–	–	–	–	–	–	–
Replacement Battery	584 85 28-01	–	–	●	●	–	–	–	–	–	–	–
Replacement Battery	580 68 33-01	–	–	–	–	–	–	–	●	–	–	–
Replacement Battery	589 58 57-01	–	–	–	–	●	–	–	–	–	–	–
Replacement Battery	588 14 64-01	–	–	–	–	–	–	●	–	–	●	–
Replacement Battery	593 24 71-01	–	–	–	–	–	●	–	–	●	–	–

● Designed to fit – Does not fit ○ Fits but not optimal S Comes as standard





CEORA™

THE FUTURE OF COMMERCIAL TURF CARE.

With its huge area capacity, CEORA™ is great news for all turf care professionals. Systematic cutting and virtual boundaries deliver superb results and easier turf management on larger surfaces than ever. What's more, this low noise, emission-free* solution offers thrilling future potential. It's time to expand your horizons and embrace the future.




COVERING MORE TURF THAN EVER

Up to 75,000m²



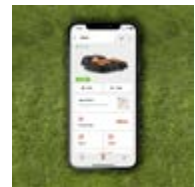
FLEXIBLE AND HASSLE FREE ZONE MANAGEMENT

EPOS™ technology eliminates the need for boundary wires for the ultimate flexibility.



SYSTEMATIC MOWING FOR A WINNING RESULT

Choose your cutting patterns, heights and times to achieve your perfect result.



CONTROL AT YOUR FINGERTIPS

Complete operational control and surveillance from your smart phone, with Fleet Services™.

THE SYSTEM



Modular system with two drive units

The new CEORA™ robotic mower is a modular system where you select the combination that suits your operation best. An innovative split design features a drive unit and a front unit. The 546 drive unit delivers the highest cutting performance with a total capacity of up to 75,000m². The 544 drive unit can cut up to 60,000m².



CEORA™ razor 43M
Features 15 high-speed steel blades, mounted on 3 cutting discs. Easy maintenance and handling is made possible by an ergonomic cutting deck service position.



Charging station CS4
A battery charging station is required to power CEORA™. The charging station comes equipped with a transformer.



Active wheel brushes
Available as an accessory, these work constantly to reduce grass from collecting on the wheels. Helping to create optimal turf, without any grass clumps.



EPOS reference station
Required for all EPOS installation, this handles the signals between the product and the satellite system. The EPOS reference station is compatible with other Husqvarna EPOS robotic mowers.



WORKING AREA CAPACITY



UP TO 25,000 M² PRO SPORTS QUALITY

Everyday care of premium sports turf or golf courses at low cutting height. A well managed, lush and dense turf can be optimally mowed with CEORA™.



UP TO 50,000 M² PRO QUALITY

For sports turf and golf courses at medium ambition level, or other facilities with high demands on turf quality. Medium turf height and normal dense quality of turf. CEORA™ to mow the area every second day.






UP TO 75,000 M² REGULAR QUALITY

For turf with lower demands and slower levels of growth. Higher cutting height and normal to low dense quality of turf. CEORA™ to mow the area twice per week.

ROBOTIC DRIVE UNIT

CEORA™ 546 EPOS™



-  up to 75,000m²
-  20%
-  35kg

Peak-performance robotic model for large-area mowing, featuring Husqvarna EPOS™ technology. Systematic, high-precision cutting tailored for optimised flexibility within virtual boundaries. Handles very large areas such as multiple football fields, golf courses or large hotel, company or municipal facilities. Delivering a professional result on the turf, operating quietly and with zero emissions while in use.

- EPOS™ navigation with virtual boundaries
- FOTA - firmware over the air
- Systematic mowing of large areas
- Object avoidance
- IPX5 protected - hose washable
- Husqvarna Fleet Services
- Future proof with multi-carrier possibilities

Order PNC	RRP ex VAT	RRP inc VAT
970 46 79-01		

ROBOTIC DRIVE UNIT

CEORA™ 544 EPOS™



-  up to 60,000m²
-  20%
-  35kg

High-performance robotic model for large-area mowing, featuring Husqvarna EPOS™ technology. Systematic, high-precision cutting tailored for optimised flexibility within virtual boundaries. Delivering highly professional results for sports fields or larger facility areas, operating quietly and with zero emissions while in use.

- EPOS™ navigation with virtual boundaries
- FOTA - firmware over the air
- Systematic mowing of large areas
- Object avoidance
- IPX5 protected - hose washable
- Husqvarna Fleet Services
- Future proof with multi-carrier possibilities

Order PNC	RRP ex VAT	RRP inc VAT
970 54 90-01		

CUTTING DECK

CEORA™ RAZOR 43M



-  68cm
-  20-70mm
-  33kg

The tailor-made CEORA™ cutting deck, Razor 43M, features a cutting system with three blade discs. A total of 15 high-speed steel razor blades keep the turf at an excellent quality level. Easy maintenance and handling is possible by an ergonomic and unique service position, meaning the cutting deck can quickly be tilted for easy access to exchange blade discs or for hose washable cleaning (IPX5 classified).

Order PNC	RRP ex VAT	RRP inc VAT
970 46 80-01		

CHARGING STATION

CEORA™ CS4



Recharges CEORA™ automatically and efficiently according to a programmed schedule. Full charging time 3-4 hours from empty. Soft ground plates are available as an accessory, providing support when the charging station is being installed on soft ground.

Order PNC	RRP ex VAT	RRP inc VAT
970 46 81-03		



EPOS™ REFERENCE STATION



Handles the RTK-GNSS signals between the products and the satellites. Handles several EPOS™ machines per installation. Work area up to 500-meter radius.

Order PNC	RRP ex VAT	RRP inc VAT
970 46 82-03		

EPOS™ ATTACHMENT KIT



Bracket for EPOS™ reference station. 32mm diameter, 300mm length & 250mm height. Steel .

Order PNC	RRP ex VAT	RRP inc VAT
534 97 19-01		

ACTIVE WHEEL BRUSH KIT



An active wheel brush kit is available to help keep grass away from the wheels of CEORA™. This also improves traction and lowers the need for maintenance.

Order PNC	RRP ex VAT	RRP inc VAT
529 31 89-01		

CHARGING STATION PLATE



The charging station plate can be used to create a stable surface when installing / placing a charging station on soft surfaces like grass.

Order PNC	RRP ex VAT	RRP inc VAT
535 42 31-01		

ENDURANCE HSS BLADES



High speed steel blades with carbon steel body and hardened edges for extra lifetime and robustness. Cuts with four sharp edges for improved cutting results.

Order PNC	RRP ex VAT	RRP inc VAT
599 80 52-01 (6 pcs)		
599 80 52-02 (45 pcs)		
599 80 52-03 (300 pcs)		



For more information please visit www.husqvarna.com/ceora

TECHNICAL SPECIFICATIONS

	CEORA™ 546 EPOS™ / Razor 43M + CS4	CEORA™ 544 EPOS™ / Razor 43M + CS4
CAPACITY*		
Working area capacity, m ² , Pro sports quality	25.000	20.000
Working area capacity, m ² , Pro quality	50.000	40.000
Working area capacity, m ² , Regular quality	75.000	60.000
Area capacity per hour, m ² (excluding charging)	1.850	1.400
Maximum slope capacity, inside / by edge, %	20 / 15	20 / 15
CUTTING SYSTEM		
Cutting width, cm	68	68
Cutting height, min-max, mm	20-70	20-70
Height adjustment	Electric	Electric
Cutting system	3 blade discs, with 5 pivoting razor blades per disc	3 blade discs, with 5 pivoting razor blades per disc
Extra blades, pcs	45	45
NAVIGATION		
Boundary type	Virtual	Virtual
Navigation system	Systematic	Systematic
Automatic passage handling	Yes	Yes
Search system	EPOS™ Guidance	EPOS™ Guidance
PRODUCT DATA		
Sound level perceived, dB(A)**	N/A	N/A
Length x width x height, cm	124 x 108 x 44	124 x 108 x 44
Weight, kg	68	68
Speed, cm/s	100	75
Protection index (IP code)	IPX5 (Charging station IPX3)	IPX5 (Charging station IPX3)
Mean energy consumption at maximum use (kWh per month)	N/A	N/A
Power consumption during cutting, W	270	270
Battery type	Li-ion	Li-ion
Battery capacity, Ah	49	49
Battery voltage, V	36	36
Charging system	Automatic	Automatic
Charging current, A	120	120
Mains cable, m	3	3
CONTROL		
Husqvarna Fleet Services™	●	●
Automower® Connect	●	●
Husqvarna EPOS™ Technology	●	●
Pro user interface/app	●	●
Precise area management	●	●
FOTA – firmware over the air	●	●
SAFETY AND SECURITY		
Object detection	●	●
Object avoidance	●	●
Frost sensor	●	●
Safety lights	●	●
GPS theft tracking	●	●
Anti-theft alarm	●	●
PIN code lock	●	●
Lift sensor	●	●
Collision sensor	●	●
Tilt sensor	●	●
ACCESSORIES		
Reference Station	(●)	(●)
Active wheel brushes	(●)	(●)

(●) = Accessory

*Working area capacity is variable due to grass type, soil, cutting height, lawn complexity and slope. **Sound level perceived is measured according to ISO11094:1991. N/A= Values were not available at time of printing.



TECHNICAL SPECIFICATIONS

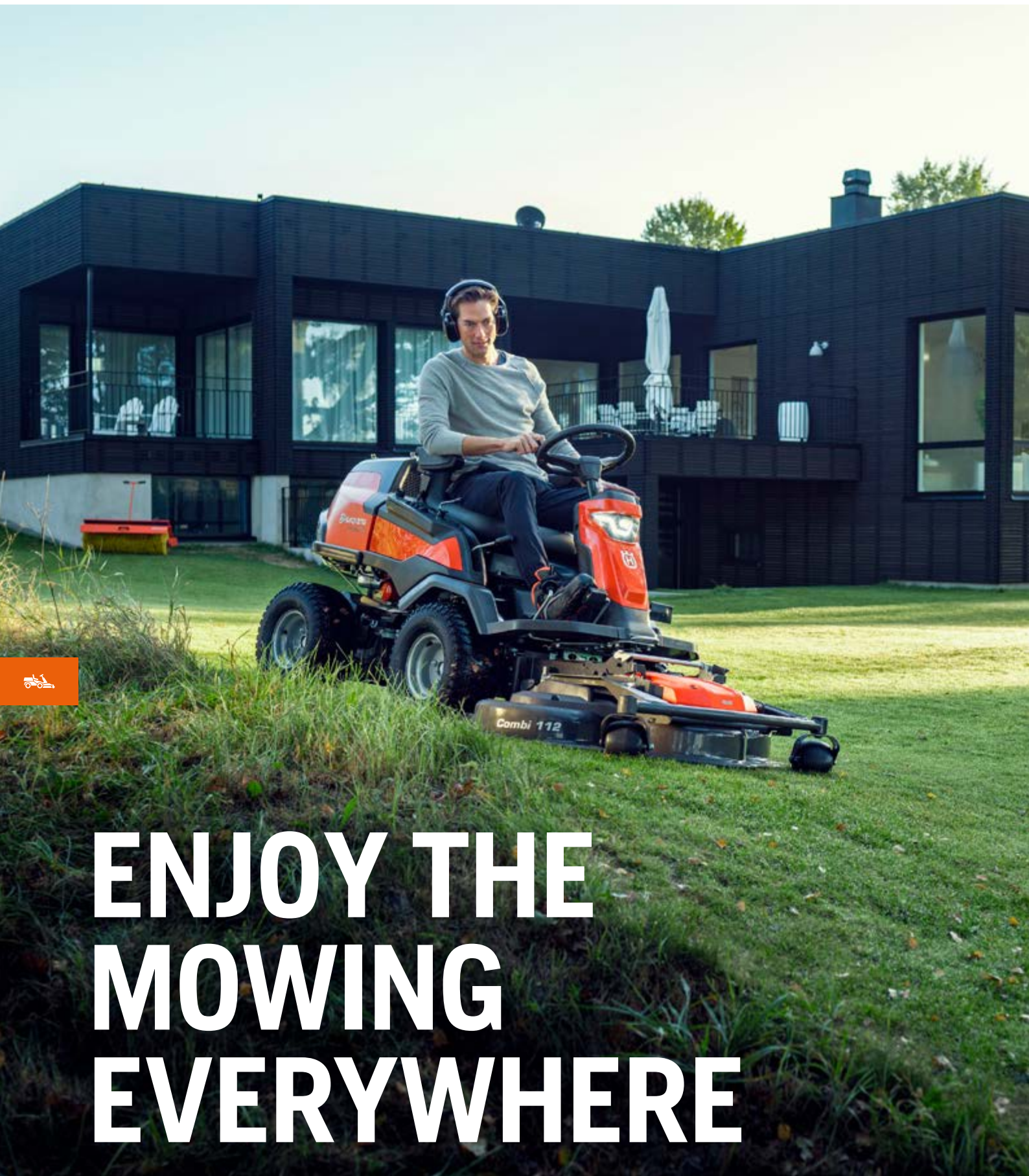
	AUTOMOWER® 105	AUTOMOWER® 305	AUTOMOWER® 310 II	AUTOMOWER® 315 II	AUTOMOWER® 405X
TECHNICAL SPECIFICATIONS					
Working area capacity, m ² (+/- 20%)	600	600	1000	1500	600
Area capacity per hour, m ²	43	55	60	65	62.5
Maximum daily operating time, h	13	10	16	24	10
Maximum slope capacity, inside / by edge, %	25 / 15	40 / 15	40 / 15	40 / 15	40 / 15
Charging current, A	1.3	1.3	1.3A	1.3	1.3
Navigation system and starting points	Irregular / 2	Irregular / 3	Irregular / 3	Irregular / 3	Irregular / 5
Number of guides, pcs	1	1	1	1	1
Charging system	Automatic	Automatic	Automatic	Automatic	Automatic
Search system	Singlesearch	Triplesearch	Triplesearch	Triplesearch	Triplesearch
Brushless drive motor type	DC	DC	DC	DC	DC
Brushless blade motor type	DC	DC	DC	DC	DC
Battery type	Li-ion	Li-ion	Li-ion	Li-ion	Li-ion
Battery capacity, Ah	2.1	2.1	2.1	2.1	2.1
Battery voltage, V	18	18	18	18	18
Power consumption during cutting, W	20	20	25	20	25
Cutting width, cm	17	22	22	22	22
Cutting height, min-max, mm	20-50	20-60	20-50	20-50	20-60
Sound level, dB(A) (measured / guaranteed)*	58 / 61	58 / 60	58 / 60	58 / 60	58 / 61
Extra blades, pcs	9	3	6	6	9
Weight, kg	6.9	9.4	9.4	9.4	9.6
FEATURES					
All-Wheel Drive	—	—	—	—	—
Anti-theft alarm	●	●	●	●	●
Automatic passage handling	—	●	●	●	●
Automower® Connect@HOME	—	●	●	●	●
Automower® Access	—	—	—	—	—
Husqvarna Fleet Services™	—	—	—	—	—
Backlit communication display	●	●	●	●	●
Backlit keypad	—	—	—	—	●
Easy clean - hose washable	—	●	●	●	●
Electric height adjustment	—	—	—	—	●
Frost sensor	—	●	●	●	●
FOTA - software update automatically	—	—	—	—	●
GPS theft tracking	—	(●)	(●)	(●)	●
Husqvarna EPOS Technology	—	—	—	—	—
EPOS Reference Station	—	—	—	—	—
GPS-assisted navigation	—	—	—	—	●
LED headlights	—	—	—	—	●
Lift and tilt sensor	●	●	●	●	●
Precise area management	—	—	—	—	—
PIN code lock	●	●	●	●	●
Professional control	—	—	—	—	—
Profiles	—	●	●	●	●
Remote object detection	—	—	—	—	—
Automower® Club solution	—	—	—	—	—
Spot cutting	—	●	●	●	●
Spiral cutting	●	●	●	●	●
Tilt sensor	●	●	●	●	●
Ultrasonic sensor	—	—	—	—	—
Weather timer	—	●	●	●	●
ACCESSORIES AVAILABLE					
Automower® Connect	—	(●)	(●)	(●)	●
Fairway kit	—	—	—	—	—
Front head lights	—	—	—	—	●
Housing	—	(●)	(●)	(●)	(●)
Rough terrain kit	—	(●)	(●)	(●)	(●)
Soft carry bag	—	(●)	(●)	(●)	(●)
Wall hanger	—	(●)	(●)	(●)	(●)
Wheel brush kit	—	(●)	(●)	(●)	(●)
Body colour options	(●)	(●)	(●)	(●)	(●)

● = Available (●) = Accessory — = Not available

*Noise emissions in the environment measured as sound power (LWA) in conformity with EC directive 2000 / 14 / EC. The guaranteed sound power level includes variation in production as well as variation from the text code with 1-3 dB(A)

	AUTOMOWER® 415X	AUTOMOWER® 430X	AUTOMOWER® 435X AWD	AUTOMOWER® 450X	AUTOMOWER® 520	AUTOMOWER® 535 AWD	AUTOMOWER® 550	AUTOMOWER® 550 EPOS
1500	3200	3500	5000	2200	3500	5000	5000	
62.5	135	145	208	90	145	208	208	
24	24	24	24	24	24	24	24	
40/15	45/15	70/50	45/15	45/15	70/50	45/15	45/15	
1.3	4.2	7.0	7.0	2.2	7.0	7.0	7.0	
Irregular /5	Irregular /5	Irregular /5	Irregular /5	Irregular /5	Irregular /5	Irregular /5	Irregular	
1	2	2	3	3	3	3	Virtual guides (3)	
Automatic	Automatic	Automatic	Automatic	Automatic	Automatic	Automatic	Automatic	
Tripsearch	Quadsearch	Triplesearch	Pentasearch	Pentasearch	Quadsearch	Pentasearch	EPOS Guidance	
DC	Ultrasilent drive, DC	Ultrasilent drive, DC	Ultrasilent drive, DC	Ultrasilent drive, DC	Ultrasilent drive, DC	Ultrasilent drive, DC	Ultrasilent drive, DC	
DC	3-phase, DC	3-phase, DC	3-phase, DC	3-phase, DC	3-phase, DC	3-phase, DC	3-phase, DC	
Li-ion	Li-ion	Li-ion	Li-ion	Li-ion	Li-ion	Li-ion	Li-ion	
2.1	5.2	5	10.4	3.2	5	10.4	10.4	
18	18	18	18	18	18	18	18	
25	30	40	35	30	40	35	35	
22	24	22	24	24	22	24	24	
20-60	20-60	30-70	20-60	20-60	30-70	20-60	20-60	
58 / 61	56/58	60/62	58/59	58/59	60/62	60/61	60 / 61	
9	9	9	9	6	6	6	6	
9.6	130	17.3	139	11.5	17.0	13.5	14.2	
—	—	●	—	—	●	—	—	
●	●	●	●	●	●	●	●	
●	●	●	●	●	●	●	●	
●	●	●	●	●	●	●	●	
—	—	●	—	—	—	—	—	
—	—	—	—	●	●	●	●	
●	●	●	●	●	●	●	●	
●	●	●	●	●	●	●	●	
●	—	—	—	—	—	—	—	
●	●	●	●	●	●	●	●	
●	—	—	—	—	—	—	—	
●	—	●	—	—	●	—	●	
●	●	●	●	●	●	●	●	
—	—	—	—	—	—	—	●	
—	—	—	—	—	—	—	(●)	
●	●	●	●	●	●	●	●	
●	●	●	●	—	—	—	●	
●	●	●	●	●	●	●	●	
—	—	—	—	—	—	—	●	
●	●	●	●	●	●	●	●	
—	—	—	—	●	●	●	●	
●	●	●	●	●	●	●	●	
—	—	●	●	—	●	●	●	
●	●	●	●	●	●	●	●	
—	—	—	—	—	—	●	—	
●	●	●	●	●	●	●	●	
●	●	●	●	●	●	●	●	
●	●	●	●	●	●	●	●	
—	—	●	●	—	●	●	●	
●	●	●	●	●	●	●	●	
—	(●)	—	(●)	(●)	—	(●)	(●)	
●	●	●	●	—	—	—	●	
(●)	(●)	(●)	(●)	(●)	(●)	(●)	—	
(●)	(●)	—	(●)	●	—	●	●	
(●)	(●)	—	(●)	(●)	—	(●)	—	
(●)	(●)	—	(●)	(●)	—	(●)	(●)	
(●)	(●)	—	(●)	●	—	●	●	
(●)	(●)	(●)	(●)	(●)	(●)	(●)	—	





ENJOY THE MOWING EVERYWHERE

Husqvarna Riders reach places you never thought possible, helping you work in narrow spaces, on slopes and across all types of terrain. But you'll find there's more to a Husqvarna Rider than just that. Our range of machines are specifically designed to offer different working solutions for different needs. With different mowing options and a wide range of attachments for everything from mowing to snow throwing, they deliver a new level of performance.



WHAT YOU GET AND HOW WE DO IT



SUPERIOR MANOEUVRABILITY

The articulated steering gives first-class manoeuvrability and facilitates driving around obstacles such as trees, bushes and flower beds.



MOWING ACCESSIBILITY

Front-mounted cutting deck gives excellent overview of the working area, allowing you to trim edges and reach into corners and under bushes with ease.



OPTIMISED DRIVER'S POSITION

Safety, stability and traction on both flat ground and hillsides. The rider's low centre of gravity contributes to excellent traction and user comfort.



PRODUCING A HEALTHY LAWN

Our Combi cutting decks feature the superior BioClip® mulching technology, which refines grass clippings into natural fertiliser, providing a rich, green and healthy lawn.



DRIVING PLEASURE

Husqvarna Riders are easy and fun to drive with precise steering, pedal-operated hydrostatic transmissions and intuitive controls.





RIDERS



Smart display. The intuitive overview and display will give you real time updates on your rider's status.



Husqvarna BioClip® – excellent mulching technology where clippings and leaves are repeatedly circulated through the blades and cut into small pieces, to become a natural fertiliser.

Integrated tool carrier. Bring your handheld machines or batteries with you and charge them with the 12V outlet.

Increased comfort. The seat slides on a 10-degree incline, providing a correct angle of the knees regardless of the driver's height.

Power steering. Effortless turning of the wheel and increased manoeuvrability to reach the tight areas.

Powerful LED lights. Headlights with 180-degree coverage that will make it possible to keep going long past dusk, increasing productivity.

XChange Drive-in-drive-out attachment frame. Makes it easier than ever to change your rider's attachment. The deck can be flipped into service position and the attachment changed quickly and without the use of tools which minimises downtime.

Heavy-duty design. Reinforced transmission, a durable, redesigned chassis and a tough, robust frame ready to take on the toughest of jobs.

All-wheel-drive. The AWD adds traction and allows for a dependable mowing experience, no matter the surface.

HUSQVARNA 400 SERIES

A NEW GENERATION OF MOWING EFFICIENCY

When mowing a lawn, efficiency and cut quality are obvious factors that make the difference. However, there are many more things to consider. With the new generation of Riders, Husqvarna adds new levels of convenience and performance to the mix. The 400 series are a robust and powerful Rider with commercial performance in a compact, user-friendly package. The best of two worlds, really.

Not all features shown are available on all models.

STAY CONNECTED, STAY INFORMED

The 300 and 400 series have connectivity built in. With your Husqvarna Connect app you can easily access your Rider's runtime data and status. You also get help with troubleshooting as well as advice on how to best care for your product. For professional users, the connectivity also makes it possible to connect to Husqvarna Fleet Services™.



HUSQVARNA BIOCLIP® – SUPERIOR MULCHING TECHNOLOGY

Husqvarna BioClip® is a great way to take care of grass clippings and fallen leaves. With BioClip® the clippings and leaves are repeatedly circulated through the blades and cut into small pieces, before dropping to the lawn. These cuttings are so small that they pass through the grass, down to the soil, working as a natural fertiliser. It's a convenient and environmentally friendly way to get a healthy, green lawn.

LARGE AREAS OR SMALL COMPLEX GARDENS

With cutting widths ranging from 85 to 180cm you will easily find a Husqvarna Rider that suits your preference and your garden, whether it is large and widespread or narrow and complex. Their excellent manoeuvrability and the superb accessibility offered by the front-mounted cutting decks make these ride-on mowers perform in a class of their own.



INTRODUCING THE HUSQVARNA RIDER COLLECTION SERIES

Now you can achieve a tidy lawn without clippings while enjoying all the pleasures of driving a Husqvarna Rider. The Rider Collection offers great mowing performance, both in terms of excellent manoeuvrability and problem-free collection with superior capacity.



The powerful ACTech™ auger transports the clippings without clogging and compacts it to fill the collector optimally.



The large collector is comfortably emptied with a push of this button.



CUTTING AND COLLECTING

The cutting deck on the Rider Collection has a special design with counter-rotating blades that efficiently cuts the grass and throws the clippings backwards to the auger. Available with a 103cm or 112cm cutting width.

MORE MOWING, LESS EMPTYING

The combination of a powerful auger compressing the grass, and a large-volume collector, is the secret behind the superior collecting capacity. The Rider Collection can hold twice the grass volume of a conventional collecting machine, so you can mow a larger area before it's time to empty.



PRODUCT USE GUIDE

Use this guide to help you select the best product for your needs.

TYPE OF USE	MODEL	ENGINE TYPE	CUTTING WIDTH	OVERALL MACHINE WIDTH	OVERALL MACHINE LENGTH	DRIVE SYSTEM	CUTTING SYSTEM		
							MULCH	REAR EJECT	COLLECTION
 OCCASIONAL USE	R 112C	Single	85cm	90cm	212cm	Hydrostatic	●	●	
	R 112iC	Li-ion	85cm	88.3cm	212cm	Electric	●	●	
	R 214T	V-Twin	94cm / 103cm	100cm / 108cm*	223cm	Hydrostatic	●	●	
	R 214TC	V-Twin	94cm	100cm	223cm	Hydrostatic	●	●	
	R 216T AWD	V-Twin	94cm / 103cm	100cm / 108cm*	223cm	Hydrostatic AWD	●	●	
 FREQUENT USE (DEMANDING DOMESTIC / LANDOWNER)	R 320X AWD	Single	103cm / 112cm	108cm / 118cm*	226cm / 228cm*	Hydrostatic AWD	●	●	
	R 316TX	V-Twin	103cm / 112cm	108cm / 118cm*	226cm / 228cm*	Hydrostatic	●	●	
	R 316TsX AWD	V-Twin	103cm / 112cm	108cm / 118cm*	226cm / 228cm*	Hydrostatic AWD	●	●	
	RC 318T	V-Twin	103cm / 112cm	109cm / 118cm*	240cm	Hydrostatic			●
	RC 320Ts AWD	V-Twin	103cm / 112cm	109cm / 118cm*	240cm	Hydrostatic AWD			●
 PART-TIME USE (LANDOWNER / LANDSCAPER USE)	R 419TsX AWD	V-Twin	103cm / 112cm	108cm / 118cm*	229cm / 230cm*	Hydrostatic AWD	●	●	
	R 420TsX AWD	V-Twin	112cm / 122cm	118cm / 128.5cm*	230cm / 254cm*	Hydrostatic AWD	●	●	
 FULL-TIME USE (PROFESSIONAL)	P 524EFi	V-Twin EFi	112cm / 122cm	118cm / 128.5cm*	249cm / 252cm*	Hydrostatic AWD	●	●	
	P 525DX	Diesel	132cm / 155cm	138cm / 161cm*	268cm / 275cm*	Hydrostatic AWD	●	●	
	P 535HX	Diesel Hybrid	132 / 155 / 180cm	161cm / 186cm*	TBC	Digital AWD	●	●	

The product selector is only to be used as a guide. Please visit your local Authorised Husqvarna dealer for more information.

* - Overall width / length with larger cutting width Combi deck. ○ Not the optimum solution.

NOTE: Overall machine dimensions are approximate and to be used as a guide only. Husqvarna reserve the right to change specification detail without prior notice.

RECOMMENDED LAWN AREA					ALL YEAR ROUND USE			PAGE
SMALL	MEDIUM	MEDIUM / LARGE	LARGE	PROFESSIONAL GROUNDS MAINTENANCE	FRONT MOUNT ACCESSORIES	POWERED FRONT MOUNT ACCESSORIES	TRAILED ACCESSORIES	
●	○						○	184
●	●		●				●	184
●	●	○			●		●	185
●	●	○			●		●	185
●	●	○			●		●	185
●	●	●	○		●	●	●	186
●	●	●	○		●	●	●	186
●	●	●	○		●	●	●	187
●	●	●	○				●	188
●	●	●	○			●	●	188
●	●	●	●	○	●	●	●	190
	●	●	●	○	●	●	●	190
	●	●	●	●	●	●	●	200
			●	●	●	●	●	202
			●	●	●	●	●	205





OCCASIONAL AND DEMANDING OCCASIONAL USE



The 100 series rider is designed for domestic use in small to medium areas. The compact platform with 85cm Combi cutting deck ensures you can cut more grass in less time leaving an excellent finish without the worry of disposing of grass clippings.

The 200 series are designed for more demanding domestic and landowner use. Additional 200 series features include box frame chassis, larger exhaust silencer for lower noise, service position for deck cleaning and maintenance and a comfort seat. With 2 smaller Combi deck options available, the 200 series riders are also just as well suited working in medium size open expanses.

Ideal for applications including:

- **Small to medium lawns**
- **Complex areas with obstacles**
- **Confined areas**
- **All year round use**

R 112C

UPDATED


Compact rider designed for domestic use on smaller areas. Excellent manoeuvrability allows easy navigation in confined and complex areas. BioClip® cutting deck provides excellent cutting results.

- BioClip® cutting deck
- Supplied with cutting deck
- 65cm uncut circle

Engine	Engine size / Power	Transmission	Cutting width
Husqvarna 413AE	344cm ³ / 6.4kW	Hydrostatic	85cm
Model	Order PNC	RRP ex VAT	RRP inc VAT
R 112C	967 17 84-02		

R 112iC



Compact battery powered rider designed for domestic use on smaller areas. Excellent manoeuvrability allows easy navigation in confined and complex areas. BioClip® cutting deck provides excellent cutting results.

- BioClip® cutting deck
- Up to 3000m² per charge
- Keypad with savE™
- Dynamic Mowing
- 65cm uncut circle
- Bluetooth connectivity

Battery type	Voltage	Transmission	Cutting width
Li-ion	52V	Electric drive	85cm
Model	Order PNC	RRP ex VAT	RRP inc VAT
R 112iC	967 84 82-01		

R 214TC **UPDATED**



Powerful compact rider designed for demanding domestic and landowner use on small to medium size areas. With a powerful Husqvarna V-twin engine, this rider offers superb efficiency and manoeuvrability.

- BioClip® cutting deck
- Hour meter
- Turn key start
- Service position
- 30cm uncut circle
- Supplied with cutting deck

Engine	Engine size / Power	Transmission	Cutting width
Husqvarna 586AE	586cm³ / 11.3kW	Hydrostatic	94cm
Model	Order PNC	RRP ex VAT	RRP inc VAT
R 214TC	970 54 23-01		

R 214T **UPDATED**



Powerful compact rider designed for demanding domestic and landowner use on small to medium size areas. With a powerful Husqvarna V-twin engine, this rider offers superb efficiency and manoeuvrability. Choice of cutting widths.

- BioClip® cutting decks
- Hour meter
- Turn key start
- Service position
- 30cm uncut circle

Engine	Engine size / Power	Transmission	Cutting width
Husqvarna 586AE	586cm³ / 11.3kW	Hydrostatic	94cm / 103cm
Model	Order PNC	RRP ex VAT	RRP inc VAT
R 214T Unit	970 54 22-01		
Combi 94cm	967 15 22-01		
Combi 103cm	967 15 23-01		
Unit + Combi 94cm	Total RRP		
Unit + Combi 103cm	Total RRP		

COMBI CUTTING DECKS - 200 SERIES



Combi cutting decks offering two cutting methods: BioClip® and rear ejection. As the deck is stamped from a single piece of metal, with no seams and sharp bends to trap cuttings, the result is market-leading mulching and super-efficient ejection. Fits to R 214T and 216T AWD.

Cutting deck	Order PNC	RRP ex VAT	RRP inc VAT
Combi 94cm	967 15 22-01		
Combi 103cm	967 15 23-01		

REPLACEMENT BLADES

Cutting deck	Combi 94cm	Combi 103cm
Blade type	Mulch x 3	
PNC	579 65 25-10	504 18 82-10

R 216T AWD **UPDATED**



High specification rider designed for demanding domestic and landowner use on small to medium size areas. Features a powerful Husqvarna V-twin engine and AWD ideal for tackling the most demanding conditions. Choice of cutting width.

- BioClip® cutting decks
- Hour meter
- Turn key start
- Service position
- 30cm uncut circle
- LED Headlights

Engine	Engine size / Power	Transmission	Cutting width
Husqvarna 586AE	586cm³ / 11.3kW	Hydrostatic AWD	94cm / 103cm
Model	Order PNC	RRP ex VAT	RRP inc VAT
R 216T AWD Unit	970 54 24-01		
Combi 94cm	967 15 22-01		
Combi 103cm	967 15 23-01		
Unit + Combi 94cm	Total RRP		
Unit + Combi 103cm	Total RRP		





FREQUENT USE



Highly specified and versatile riders for demanding domestic and landowner use. Ideal for confined complex areas as well as open expanses. Additional 300 series features include attachment frame for powered front attachments, hour meter, fully floating deck for uneven areas and high back comfort seat. With 2 Combi deck options available the 300 series riders are adaptable to suit different requirements. With the option of AWD and a range of front attachments they are also suited to all year round use. All machines feature Bluetooth Connectivity through the Husqvarna Connect App.

Ideal for applications including:

- **Medium to large lawns**
- **Complex areas with obstacles**
- **Confined areas**
- **All year round use**

R 320X AWD



Versatile rider designed for frequent demanding domestic / landowner use. AWD transmission provides improved traction on more demanding ground conditions. Choice of front attachments for maximum flexibility.

- BioClip® cutting decks
- Headlights & digital display
- Powered front attachments
- Service position
- 30cm uncut circle
- Turn key start

Engine	Engine size / Power	Transmission	Cutting width
B&S Endurance	500cm ³ / 10.5kW	Hydrostatic AWD	103cm / 112cm
Model	Order PNC	RRP ex VAT	RRP inc VAT
R 320X AWD Unit	970 54 53-01		
Combi 103cm	967 15 24-01		
Combi 112cm	967 18 85-01		
Unit + Combi 103cm	Total RRP		
Unit + Combi 112cm	Total RRP		

R 316TX



Easy to use versatile rider designed for frequent demanding domestic / landowner use. High torque V-Twin engine provides smooth and efficient mowing, even in demanding conditions. Choice of cutting widths.

- BioClip® cutting decks
- Headlights & digital display
- Powered front attachments
- Service position
- 30cm uncut circle

Engine	Engine size / Power	Transmission	Cutting width
Kawasaki FS V-Twin	603cm ³ / 9.6kW	Hydrostatic	103cm / 112cm
Model	Order PNC	RRP ex VAT	RRP inc VAT
R 316TX Unit	970 54 27-01		
Combi 103cm	967 15 24-01		
Combi 112cm	967 18 85-01		
Unit + Combi 103cm	Total RRP		
Unit + Combi 112cm	Total RRP		



R 316TsX AWD **UPDATED**



High specification, versatile rider designed for frequent demanding domestic / landowner use. Easy to use, with high torque V-Twin engine, AWD, power steering and attachment frame allows efficient and effective all year round use in a range of applications.

- BioClip® cutting decks
- Service position
- Power steering & Efficiency pack
- 30cm uncut circle
- Headlights & digital display
- Powered front attachments

Engine	Engine size / Power	Transmission	Cutting width
Kawasaki FS V-Twin	603cm ³ / 9.8kW	Hydrostatic AWD	103cm / 112cm
Model	Order PNC	RRP ex VAT	RRP inc VAT
R 316TsX AWD Unit	970 54 29-01		
Combi 103cm	967 15 24-01		
Combi 112cm	967 18 85-01		
Unit + Combi 103cm	Total RRP		
Unit + Combi 112cm	Total RRP		



GET THE HUSQVARNA CONNECT APP!

COMBI CUTTING DECKS - 300 SERIES



Combi cutting decks offer two cutting methods: BioClip® and rear ejection. As the deck is stamped from a single piece of metal, with no seams and sharp bends to trap cuttings, the result is market-leading mulching and super-efficient ejection. Fits to all 300 series models.

Cutting deck	Order PNC	RRP ex VAT	RRP inc VAT
Combi 103cm	967 15 24-01		
Combi 112cm	967 18 85-01		

REPLACEMENT BLADES

Cutting deck	Combi 103cm	Combi 112cm
Blade type	Mulch x 3	
PNC	504 18 82-10	504 18 81-10

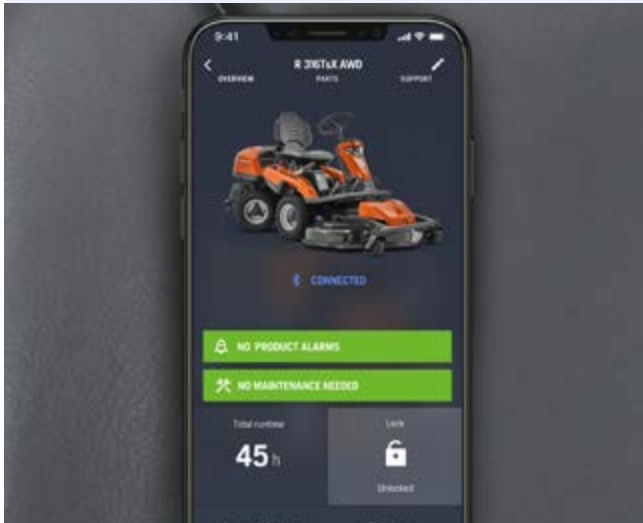
ALL YEAR ROUND USE

Range of attachments. Pages 192 - 193



HUSQVARNA CONNECT APP

Stay connected to your 300 series rider direct from your smartphone. Available from App Store and Google Play.





FREQUENT USE



Highly specified and versatile riders with grass collection for demanding domestic and landowner use. Ideal for confined complex areas as well as open expanses. Standard RC 300 series features include ACTech™ problem-free grass collection, service position, hour meter, fully floating deck for uneven areas and high back comfort seat. With 2 cutting deck options available, the RC 300 series riders are adaptable to suit different requirements. With the option of AWD they are able to tackle more demanding situations.

Ideal for applications including:

- **Medium to large lawns**
- **Complex areas with obstacles**
- **Confined areas**
- **All year round use**

RC 320Ts AWD



High-specification Rider with ACTech™ collection system with anti-clog auger and large collection capacity. Powerful twin cylinder engine with Turn Key start, empty bag and select collection mode from seat. Model features AWD which provides improved traction on more demanding ground conditions and power steering. Choice of cutting widths.

- Collection cutting decks
- ACTech™ anti-clog auger
- Service position
- All wheel drive
- 50cm uncut circle
- Compacting 300 litre collector
- LED Headlights & hour meter
- Power steering

RC 318T



High-specification Rider with ACTech™ collection system with anti-clog auger and huge collection capacity. Powerful twin cylinder engine with Turn Key start, empty bag and select collection mode from seat. Choice of cutting widths.

- Collection cutting decks
- ACTech™ anti-clog auger
- Service position
- 50cm uncut circle
- Compacting 300 litre collector
- Headlights & hour meter

Engine	Engine size / Power	Transmission	Cutting width
B&S Endurance V-Twin	656cm ³ / 12.6kW	Hydrostatic	103cm / 112cm
Model	Order PNC	RRP ex VAT	RRP inc VAT
RC 318T Unit	967 62 87-02		
103cm	967 97 81-01		
112cm	967 97 82-01		
Unit + 103cm	Total RRP		
Unit + 112cm	Total RRP		



The high capacity collection auger compacts grass clippings in to the integrated collector. The collector is easily emptied from the driver's seat by the push of a button.



The specially designed cutting deck has counter-rotating blades that efficiently cuts the grass and feed the auger. The service position allows for easy cleaning and maintenance.



All controls are grouped together maximising user comfort and ensuring safe control. Turn key start allows easy starting, no choke needed, just turn the key and go.

Engine	Engine Size / Power	Transmission	Cutting width
B&S Endurance V-Twin	656cm ³ / 12.6kW	Hydrostatic AWD	103cm / 112cm
Model	Order PNC	RRP Ex VAT	RRP Inc VAT
RC 320Ts AWD Unit	967 62 88-02		
103cm	967 97 81-01		
112cm	967 97 82-01		
Unit + 103cm	Total RRP		
Unit + 112cm	Total RRP		

CUTTING DECKS - RC 300 SERIES



Cutting decks designed specifically for Rider Collection models. As the deck is stamped from a single piece of metal, with no seams and sharp bends to trap cuttings, the result is excellent cutting performance. Fits to RC 300 series models only.

Cutting deck	Order PNC	RRP ex VAT	RRP inc VAT
103cm	967 97 81-01		
112cm	967 97 82-01		

REPLACEMENT BLADES

Cutting deck	103cm	112cm
Blade type	Collection	
PNC (LH)	590 74 94-10	588 82 43-10
PNC (centre)	588 82 44-10	588 82 44-10
PNC (RH)	590 74 94-20	588 82 43-20



Locate your nearest dealer

Visit: www.husqvarna.com/uk/dealer-locator

DID YOU KNOW?

The unique ACTech™ collection system compacts the grass collecting significantly more when compared to conventional collection systems.





PART-TIME USE



High performance, versatile riders designed for demanding landowner and landscaper use on medium to large areas. The machines have an exceptional work rate due to high manoeuvrability and the ability to access tight restricted areas. Additional 400 series features include XChange Drive-in-drive-out attachment frame for tool-less attachment change, hydraulic lift and ergonomic fully adjustable cockpit. Built with the capacity to maintain larger areas, together with the optional all year round attachments make them a highly versatile all round machine.

Ideal for applications including:

- Larger lawns
- Farm and country estates
- Sports facilities
- Grounds maintenance
- All year round use

R 420TsX AWD



Compact high performance AWD rider designed for demanding part time use. Extremely manoeuvrable making it ideal for tight and complex areas. XChange Drive-in-drive-out attachment frame lets you change attachments quickly and without the use of tools. Ideally suited for all year round use. Model features AWD which provides improved traction on more demanding ground conditions and power steering. Choice of cutting widths.

- BioClip® cutting decks
- Drive-in-drive-out attachments
- Power steering
- All wheel drive
- Optional cargo holder
- 70cm uncut circle
- High intensity LED Headlights
- Hydraulic lift
- Digital dashboard
- Husqvarna Connect

R 419TsX AWD



Compact high performance AWD rider designed for demanding part time use. Extremely manoeuvrable making it ideal for tight and complex areas. New XChange attachment frame lets you change attachments quickly and without the use of tools. Ideally suited for all year round use.

- BioClip® cutting decks
- Drive-in-drive-out attachments
- Power steering & hydraulic lift
- 70cm uncut circle
- Headlights & digital display
- Powered front attachments

Engine	Engine size / Power	Transmission	Cutting width
B&S Pro-Series V-Twin	656cm ³ / 11.8kW	Hydrostatic AWD	103cm / 112cm
Model	Order PNC	RRP ex VAT	RRP inc VAT
R 419TsX AWD Unit	967 64 83-01		
Combi 103cm	967 64 89-01		
Combi 112cm	967 64 90-01		
Unit + Combi 103cm	Total RRP		
Unit + Combi 112cm	Total RRP		



XChange Drive-in-drive-out attachment frame. Makes it easier than ever to change your rider's attachment. The deck can be flipped into service position and the attachment changed quickly and without the use of tools.



Increased comfort. The seat slides on a 10-degree incline, securing a correct angle of the knees regardless of the driver's height. The steering column height is also adjustable.



All controls are grouped together maximising user comfort and ensuring safe control. Smart display. The new intuitive overview and display will give you real time updates on your rider's status.

Engine	Engine Size / Power	Transmission	Cutting width
Kawasaki FS V-Twin	726cm ³ / 14.0kW	Hydrostatic AWD	112cm / 122cm
Model	Order PNC	RRP Ex VAT	RRP Inc VAT
R 420TsX AWD Unit	967 64 84-01		
Combi 112cm (2019 4 series mount)	967 64 90-01		
Combi Turf 122cm (2019 4 series mount)	967 64 91-01		
Unit + Combi 112cm	Total RRP		
Unit + Combi 122cm	Total RRP		



GET THE HUSQVARNA CONNECT APP!

COMBI CUTTING DECKS - 400 SERIES



XChange Combi cutting decks offer two cutting methods: BioClip® and rear ejection. As the deck is stamped from a single piece of metal, with no seams and sharp bends to trap cuttings, the result is market-leading mulching and super-efficient ejection. Fits to all 400 Series 2019 >

* **NOTE** Combi 122cm fits R 420TsX AWD only

Cutting deck	Order PNC	RRP ex VAT	RRP inc VAT
Combi 103cm	967 64 89-01		
Combi 112cm	967 64 90-01		
Combi 122cm*	967 64 91-01		

REPLACEMENT BLADES

Cutting deck	Combi 103cm	Combi 112cm	Combi 122cm
Blade type	Mulch x 3		
PNC	504 19 04-10	504 18 78-10	535 42 94-10



Locate your nearest dealer

Visit: www.husqvarna.com/uk/dealer-locator

ALL YEAR ROUND USE

Range of XChange Drive-in-drive-out attachments. Pages 192 - 193



HUSQVARNA RECOMMEND

The cargo holder accessory allows additional items such as a handheld blower or personal items to be carried securely on the machine hood.



Model	Order PNC	RRP ex VAT	RRP inc VAT
Cargo Holder	594 98 83-01		



RIDER ACCESSORIES



The perfect lawn requires more than simply cutting. Additional maintenance is needed for optimum health and appearance. Towed accessories are an efficient way of getting excellent results with ease. The comprehensive range of powered and non-powered front mount accessories also enables true year round use, making maximum use of your investment.

FLAIL MOWER



Robust, reliable flail mower for rough areas with overgrown grass and low brushwood. 90cm working width.

Fits to	Order PNC
300 Series	966 41 61-01
RRP ex VAT	RRP inc VAT

FLAIL MOWER



Robust, reliable flail mower for rough areas with overgrown grass and low brushwood. 90cm working width.

Fits to	Order PNC
RC 320Ts AWD	596 28 98-01
RRP ex VAT	RRP inc VAT

FLAIL MOWER



Robust, reliable flail mower for rough areas with overgrown grass and low brushwood. 100cm working width.

Fits to	Order PNC
400 Series 2019>	596 28 92-01
RRP ex VAT	RRP inc VAT

BROOM



Power broom for sweeping of sand, gravel and leaves. Adjustable working angle from driver's seat. Max working width 95cm.

Fits to	Order PNC
300 Series	587 02 46-01
RRP ex VAT	RRP inc VAT

BROOM



Power broom for sweeping of sand, gravel and leaves. Adjustable working angle from driver's seat. Max working width 95cm.

Fits to	Order PNC
RC 320Ts AWD	593 02 43-01
RRP ex VAT	RRP inc VAT

BROOM



Power broom for sweeping of sand, gravel and leaves. Adjustable working angle from driver's seat. Max working width 120cm.

Fits to	Order PNC
400 Series 2019>	596 28 87-01
RRP ex VAT	RRP inc VAT

SNOW BLADE



Snow blade for clearing paths and driveways. Can be set to different angles. Requires rubber strip 531 02 12-40. Working width 120cm.

Fits to	Order PNC
200 Series	965 07 09-01
RRP ex VAT	RRP inc VAT

SNOW BLADE



Snow blade for clearing paths and driveways. Can be set to different angles. Requires rubber strip 531 02 12-40. Working width 120cm.

Fits to	Order PNC
300 Series	966 41 59-01
RRP ex VAT	RRP inc VAT

SNOW BLADE



Snow blade for clearing paths and driveways. Can be set to different angles. Requires rubber strip 531 02 12-40. Working width 125cm.

Fits to	Order PNC
400 Series 2019>	596 29 00-01
RRP ex VAT	RRP inc VAT

SNOW THROWER



Highly effective, heavy-duty single-stage thrower designed for use on AWD models. Working width 100cm.

Fits to	Order PNC
300 Series AWD	967 27 67-01
RRP ex VAT	RRP inc VAT



SNOW THROWER



Highly effective, heavy-duty single-stage thrower designed for the most demanding conditions. Working width 100cm.

Fits to	Order PNC
400 Series 2019>	596 28 93-01
RRP ex VAT	RRP inc VAT

TRAILER 275



Folding tailgate for easy loading and unloading. Loading dimensions (L x W x H): 125 x 83 x 31cm. Load capacity 225kg.

Fits to	Order PNC
100 - 400 Series	501 00 82-01
RRP ex VAT	RRP inc VAT

SWEEPER



Robust sweeper with extra high capacity collection. Foldable for easy storage. Adjustable height setting. Working width 112cm.

Fits to	Order PNC
200 - 400 Series	586 63 65-01
RRP ex VAT	RRP inc VAT

ROLLER



Fill with water or sand to add weight. Use for levelling uneven ground or consolidating newly sown seed. Working width 91cm.

Fits to	Order PNC
200 - 400 Series	965 89 94-01
RRP ex VAT	RRP inc VAT

ATTACHMENT PLATFORM



Attachment platform for aerator, plug aerator and dethatcher. Attachments are easily changed without tools.

Fits to	Order PNC
200 - 400 series	586 63 72-01
RRP ex VAT	RRP inc VAT

AERATOR



Allows air, water and nutrients to reach the soil. Rustproof blades. Requires platform.

Fits to	Order PNC
Attachment	586 63 69-01
RRP ex VAT	RRP inc VAT

PLUG AERATOR



Creates ground plugs which allow air, water and nutrients to reach the soil. Knives are rustproof. Requires platform.

Fits to	Order PNC
Attachment	588 21 27-01
RRP ex VAT	RRP inc VAT

DETHATCHER



Removes moss, for a healthier lawn. The spring tines are heat-treated for extra durability. Requires platform.

Fits to	Order PNC
Attachment	586 63 68-01
RRP ex VAT	RRP inc VAT

SPREADER 75



Ideal for applying seed, fertiliser or salt. Spreading width of 300 - 360cm. Capacity of 70kg. Adjustable flow.

Fits to	Order PNC
200 - 400 series	967 02 72-01
RRP ex VAT	RRP inc VAT

GRAVEL HARROW



Sturdy harrow with rubber wheels. Has spring tines that fold when you reverse. Working width 110cm.

Fits to	Order PNC
200 - 400 series	953 51 24-01
RRP ex VAT	RRP inc VAT

COUNTERWEIGHT



For increased grip and improved control when using attachments. Recommended on 2WD models. Weight 18kg.

Fits to	Order PNC
200 - 400 Series	953 53 49-01
RRP ex VAT	RRP inc VAT

RIDER COVER



Tailored rider cover made from water resistant nylon with adjustable drawstring and ventilation holes.

Fits to	Order PNC
All models	505 63 08-70
RRP ex VAT	RRP inc VAT


XS800 CHARGER



Charges all 12 V lead-acid batteries from 1.2-32Ah and is suitable for maintenance charging up to 100Ah.

Fits to	Order PNC
All models	579 45 01-03
RRP ex VAT	RRP inc VAT


LOADING RAMPS



Designed for riders, corrosion resistant aluminium with anti-slip surface. 20cm wide and 150cm long (200cm also available).

Fits to	Order PNC
Up to 450kg	505 69 90-40
RRP ex VAT	RRP inc VAT

LOADING RAMPS



Designed for larger riders, corrosion resistant aluminium with anti-slip surface. 26cm wide and 200cm long (150cm also available).

Fits to	Order PNC
Up to 1000kg	505 69 90-45
RRP ex VAT	RRP inc VAT



TECHNICAL SPECIFICATIONS

	R 1121C	R 112C	R 214C	R 214TC	R 214T	R 216T AWD
Engine manufacturer	—	Husqvarna	Husqvarna	Husqvarna	Husqvarna	Husqvarna
Engine name	—	HS 413AE	HS 413AE	HS 586AE	HV 586AE	HV 586AE
Net power at preset rpm, kW	—	8.4@3000	8.4@3000	11.3@3100	9.9@3100	11.3@3100
Battery, V/Ah	50.4 / 38.5	12 / 21	12 / 24	12/24	12/24	12/24
Engine lubrication type	—	Pressure	Pressure	Pressure	Pressure	Full pressure
Fuel tank volume, litres	—	4	12	12	12	12
Transmission type	Electric	Hydrostatic	Hydrostatic	Hydrostatic	Hydrostatic	Hydrostatic AWD
Transmission manufacturer	—	Hydro-Gear	Tuff Torq	Tuff Torq	Tuff Torq	Tuff Torq
Sound power level, guaranteed (LWA), dB(A)*	96	99	99	98	99	99
Sound pressure level at operators ear, dB(A)**	80	85	84	83	83	84
Vibration level steering wheel, m/s ² ***	0.1	1.1	—	2.5	2.5	2.5
Vibration level seat, m/s ² ***	0.27	0.5	—	0.7	0.7	0.7
Cutting methods	BioClip® / Rear ejection	BioClip® / Rear ejection	BioClip® / Rear ejection	BioClip® / Rear ejection	BioClip® / Rear ejection	BioClip® / Rear ejection
Cutting width, min-max, cm	85	85	94	94	94-103	94-103
Cutting height, min-max, mm	25-75	25-70	25-75	25-75	25-75	25-75
Uncut circle, cm	65	65	30	30	30	30
Blades	2	2	3	3	3	3
Collector volume, litres	—	—	—	—	—	—
Tyre dimensions	155/50-8	155/50-8	170/60-8	170/60-8	170/60-8	170/60-8
Base machine, height, cm	106.9	108	107	107	107	112
Base machine, length, cm	211.9	212	192.2	223	190	196
Base machine, width, cm	88.3	88	88.3	100	89	89
Weight, kg	161	190	191	244	208	226
FEATURES						
ACTech™	—	—	—	—	—	—
Adjustable steering wheel	●	—	●	●	●	●
All-Wheel-Drive	—	—	—	—	—	●
Articulated steering	—	—	●	●	●	●
Attachment frame	●	—	—	—	—	—
XChange attachment frame	—	—	—	—	—	—
Automatic blade engagement	●	●	●	●	●	●
Cargo holder	—	—	—	—	—	—
External fuel cap	—	●	●	●	●	●
Front-mounted cutting deck	●	●	●	●	●	●
Headlights	—	—	—	—	—	●
Dual LED headlights	—	—	—	—	—	—
HMI Display	●	—	—	—	—	—
Hour meter	●	—	●	●	●	●
Hydraulic equipment lift	—	—	—	—	—	—
Integrated Connectivity - Husqvarna Connect	●	—	—	—	—	—
Pivoting rear axle	●	●	●	●	●	●
Power steering	—	—	—	—	—	—
Service position	—	—	●	●	●	●
Transparent fuel tank	—	●	●	●	●	●
Turn key start	●	—	●	●	●	●
12 V socket outlet	—	—	—	—	—	—
CUTTING DECKS						
Combi 85	●	●	—	—	—	—
Combi 94	—	—	●	●	(●)	(●)
Combi 103	—	—	(●)	(●)	(●)	(●)
Combi 112	—	—	—	—	—	—
Combi 122	—	—	—	—	—	—

● = Available (●) = Accessory — = Not available *Noise emissions in the environment measured and calculated as guaranteed sound power level according to EC-Directive 2000/14/EC. The guaranteed sound power level includes variation in production as well as variation from the test code with 1-2 dB(A). **Sound pressure level according to ISO 5395 an EN 836. Reported data for sound pressure level has a typical statistical dispersion (standard deviation) of 1.2 dB(A). Noise emissions and sound pressure level can be influenced by the cutting unit used. Declared figures are for the machine equipped with the most used cutting unit for the specific mower model. For further information, see the operator's manual. ***Vibration level according to ISO 5395 and EN 836. Reported data for vibration has a typical statistical dispersion of 0.2 m/s² (steering wheel) and 0.8 m/s² (seat).



	R 320X AWD	R 316TX	R 316TsX AWD	RC 318T	RC 320Ts AWD	R 419TsX AWD	R 420TsX AWD
	Briggs & Stratton	Kawasaki	Kawasaki	Briggs & Stratton	Briggs & Stratton	Briggs & Stratton	Kawasaki
	Endurance Series	FS Series V-Twin	FS Series V-Twin	Endurance Series V-Twin	Endurance Series V-Twin	Pro Series V-Twin	FS Series V-Twin
	10.5 @ 2900	9.6 @ 2900	9.8 @ 3100	12.6 @ 3000	12.6 @ 3000	11.8 @ 2900	14.0 @ 3000
	12 / 24	12/24	12/24	12/5.5	12/5.5	12/24	12/24
	Full pressure	Full pressure	Full pressure	Full pressure	Full pressure	Full pressure	Full pressure
	12	12	12	12	12	17	17
	Hydrostatic AWD	Hydrostatic	Hydrostatic AWD	Hydrostatic	Hydrostatic AWD	Hydrostatic AWD	Hydrostatic AWD
	Kanzaki	Tuff Torq	Kanzaki	Tuff Torq	Tuff Torq	Tuff Torq	Tuff Torq
	99	98	99	100	100	99	98
	84	83	84	85	85	83	82
	2.5	2.5	2.5	2.5	2.4	2.4	2.7
	0.7	0.7	0.7	0.7	0.7	0.2	0.2
	BioClip® / Rear ejection	BioClip® / Rear ejection	BioClip® / Rear ejection	Collect / Non collect	Collect / Non collect	BioClip® / Rear ejection	BioClip® / Rear ejection
	103-112	103-112	103-112	103-112	103-112	103-112	112-122
	25-75	25-75	25-75	25-75	25-75	25-75	25-75
	30	30	30	50	50	70	70
	3	3	3	3	3	3	3
	—	—	—	300	300	—	—
	170/60-8	170/60-8	170/60-8	16 x 6.5-8	16 x 6.5-8	200/65-8	200/65-8
	115	115	115	128.4	129.5	117.8	117.8
	202	202	202	208.9	208.9	207	207
	89	89	89	103	103.5	96.4	96.4
	253	238	248	326	328	304	325
	—	—	—	●	●	—	—
	●	●	●	●	●	●	●
	●	—	●	—	●	●	●
	●	●	●	●	●	●	●
	●	●	●	●	●	●	●
	—	—	—	—	—	●	●
	●	●	●	●	●	●	●
	—	—	—	—	—	●	●
	●	●	●	●	●	●	●
	●	●	●	●	●	●	●
	—	—	—	—	—	●	●
	●	●	●	●	●	●	●
	●	●	●	●	●	●	●
	●	—	—	●	●	●	—
	—	—	●	●	●	●	●
	—	—	—	—	—	—	—
	—	—	—	—	—	—	—
	(●)	(●)	(●)	(●)	(●)	(●)	—
	(●)	(●)	(●)	(●)	(●)	(●)	(●)
	—	—	—	—	—	—	(●)



NOMINAL POWER A new machinery directive (2006/42/EC) came into force on January 1, 2010, requiring manufacturers to declare the nominal power of engines, in kilowatts (kW). The power rating of the engines indicated is the average net power output during a normal working situations and meets applicable noise regulations (at specified rpm, see owner manual) of a typical production engine for the engine model measured to SAE standard J 1349/ISO 1585. Mass production engines may differ from this value. Actual power output for the engine installed in the final machine will depend on the operating speed, environmental conditions and other variables.



GET THE JOB DONE QUICKLY, WELL AND ANYWHERE



High power and extreme versatility in a compact, durable format. That's the winning formula behind the commercial-grade front mowers from Husqvarna. With their efficient cutting decks and a wide range of useful attachments, these agile machines will help increase your daily turnover all year round, whether you prefer diesel, petrol or hybrid technology.



WHAT YOU GET. HOW WE DO IT.

SUPERIOR MANOEUVRABILITY

The articulated steering system allows the rear pair of wheels to swing in underneath the machine. The result is superior manoeuvrability with a minimum turning radius at full lock. The compact size together with the articulated steering makes it easy to manoeuvre the machine in narrow spaces and tricky areas.



EXCELLENT ACCESSIBILITY AND CONTROL

The front-mounted cutting decks give excellent overview of the working area, enabling precise, close-up trimming. The off-set design of the cutting Combi 155 / X enables easy handling of corners and trimming against walls and fences, while the low profile gives unbeatable accessibility in under fences, bushes, park benches etc.



ALL-TERRAIN DRIVING PERFORMANCE

All-Wheel Drive (AWD) ensures traction on uneven, wet and slippery areas and slopes. The machine's low centre of gravity in combination with the high-performing AWD-system gives excellent slope and hillside stability. AWD automatically adjusts the traction on all wheels depending on situation and ground condition. Equipped with high-specified variable piston pumps with separate gear boxes for the front and rear axle. The Hybrid P 535HX uses individual electric wheel motors with traction control for maximum performance in even the most demanding conditions.





REDUCE FOLLOW-UP TRIMMING – SAVE TIME AND MONEY


Studies* show that large-scale commercial mowers only mow about 65% of the total area of the areas they work on. The remaining 35% has to be taken care of later, using a walk-behind mower or a trimmer. The result is markedly lower productivity and more expensive labour costs. And in the end, reduced profitability. The reason for this is that most commercial Ride-on mowers aren't designed for the complex lawn shapes that professional landscapers have to deal with on a daily basis. The exception is our 500 series of compact front mowers. These machines offer lots of smart solutions that reduce the amount of follow-up trimming to 20%. Which means you finish the job earlier and can be on the way to the next one.



* Studies comparing the mowing productivity of a rear-wheel steered front mower equipped with 155cm cutting deck versus a Husqvarna P 500 equipped with 132cm cutting deck, carried out during a full cutting season.

EFFICIENT ERGONOMICS MAXIMISE PRODUCTIVITY

Our commercial front mowers are equipped with ergonomic operator's interface for a comfortable ride during long working hours. Controls are easily accessible and designed for optimum user comfort. The heavy-duty hydraulic-cylinder power steering makes driving less strenuous. Large wheels both front and back provide optimal riding comfort, great accessibility and less risk of damaging delicate surfaces.



BUILT FOR YEARS OF COMMERCIAL USE

The rigid, reinforced heavy-duty steel ladder frame has an open design for excellent serviceability. For improved durability the complete rear wagon is in one piece ductile cast iron. The high-performance Combi cutting decks are stamped from a single piece of steel plate and has durable, flat-free support wheels with air-filled core to provide good dampening and smooth operation with maximum uptime.



VERSATILE ALL-SEASON USAGE

A wide range of cutting decks and attachments will make your front mower exceptionally versatile, all year round. The smart quick coupling allows attachments to be changed quickly and efficiently with a minimum of standard tools. Equipped with solid and hardened PTO shaft for maximum efficiency and durability. Husqvarna P 525DX is also available in a cabin-equipped version.



ACCESSIBLE SERVICE POINTS FOR EASY MAINTENANCE

The tilting hood and easy-access servicing points make the daily maintenance checks and servicing easy. The cutting deck features greasable mandrels that are easy to reach from above, while the service position facilitates cleaning and service under the cutting deck.

CUTTING DECKS COMBINING EFFICIENCY AND EXCELLENT CUTTING RESULT

The R180 rear discharge cutting deck utilises the hybrid power of the P 535HX to maximise the mowing capacity. The Combi 132 and 155 cutting decks (available for Husqvarna P 535HX and P 52DX) can be used for both BioClip® (mulching) and rear discharge. The deck shell has been stamped out of one solid piece of steel, allowing for an optimised airflow, which is the main reason for the high efficiency. The Combi decks are made from 4.5mm steel and are equipped with replaceable side skid wears, for a long and reliable product life.



ELECTRONIC FUEL INJECTION MORE POWER – LESS FUEL AND EMISSIONS

The P 524EFI is equipped with electronic fuel injection (EFI). Thanks to the efficient combustion, it delivers the additional power and torque you need to maintain a higher speed in uneven terrain. It also contributes to lower fuel consumption and less emissions. Starting is easy too, since there's no need for a manual choke. Just turn the key and go.



FULL-TIME USE



P 524Efi



Compact commercial petrol-machine that offers excellent manoeuvrability in complex areas. The electronic fuel injection (EFI) increases power and torque, while lowering fuel consumption and emissions. It also makes starting easy by eliminating the need for a manual choke.

- Powerful 2-cylinder Kawasaki EFI engine.
- Unique articulated steering concept creates a dynamic weight transfer on the front wheels, maximising traction in all conditions.
- Class-leading handling on slopes, thanks to a combination of the steering concept, AWD and a low centre of gravity.
- Commercial-grade components for uncompromised durability and maximum uptime.
- Ergonomically designed operator interface with all controls within easy reach.
- Heavy-duty square tube ladder frame (4–10mm) with an open design for easy service access.
- The Combi deck makes it easy to switch between mulching and rear discharge.
- The cutting deck can be tilted up without tools, for easy cleaning and maintenance.

The P 500 series high capacity commercial front mowers are designed for professional grounds maintenance over large expanses and areas with high complexity. Powerful and extremely versatile in a compact yet durable package with highly efficient cutting decks and a wide range of all year use attachments. The P 500 machines will help increase your daily turnover all year round, whether you prefer diesel, petrol or hybrid power.

Ideal for applications including:

- **Professional grounds maintenance**
- **Large areas with complexity**
- **Parks and sports facilities**
- **Large residential**
- **Holiday parks**
- **All year round use**

Engine	Engine size / Power	Transmission	Cutting width
Kawasaki EFi V-Twin	726cm ³ / 15.6kW	Hydrostatic AWD	112 / 122cm
Model	Order PNC	RRP ex VAT	RRP inc VAT
P 524Efi Unit	967 84 81-01		
Combi 112cm	967 69 35-01		
Blade Kit (3 blades)	504 18 78-10		
Combi 122cm	967 29 37-01		
Blade Kit (3 blades)	535 42 94-10		
Unit + Combi 112cm	Total RRP		
Unit + Combi 122cm	Total RRP		



COMBI 112 / 122



High performance compact Combi cutting decks offering two cutting methods: BioClip® and rear ejection. Market-leading mulching performance and super-efficient ejection. 112cm & 122cm cutting widths.

Fitment	Order PNC	RRP ex VAT	RRP inc VAT
Combi 112	967 69 35-01		
Combi 122	967 29 37-01		

FLAIL MOWER



Robust, reliable flail mower for rough areas with overgrown grass and low brushwood. 100cm working width, 5 working heights.

Fitment	Order PNC	RRP ex VAT	RRP inc VAT
P 524EFi	966 79 65-01		

GRAVEL HARROW



Front-mounted attachment ideal for loosening compacted gravel surfaces and cutting of weed roots. Adjustable cutting depth. 125cm working width.

Fitment	Order PNC	RRP ex VAT	RRP inc VAT
P 524EFi	587 93 20-01		

BROOM



Rotating broom for sweeping up leaves, debris and light snow. Can be angled to either side. Adjustable working angle, working width 114cm / 120cm

Fitment	Order PNC	RRP ex VAT	RRP inc VAT
P 524EFi	966 79 63-01		

RAKE



Rear-mounted rake to be used in combination with gravel harrow for levelling gravel and collecting weed. Lowered and lifted electrically from the seat.

Fitment	Order PNC	RRP ex VAT	RRP inc VAT
P 524EFi	587 93 25-01		

SNOW BLADE



Snow blade for clearing paths and driveways. Can be set to different angles. Requires rubber strip 531 00 71-34. Working width 125cm

Fitment	Order PNC	RRP ex VAT	RRP inc VAT
P 524EFi	966 83 30-01		

FOLDING PLOUGH



Folding plough with mechanical blade adjustment, can be used as V-plough, point or diagonal plough. Equipped with rubber scraper blade. Working width 120cm.

Fitment	Order PNC	RRP ex VAT	RRP inc VAT
P 524EFi	966 85 01-01		

GRAMMER SEAT - P 524EFi



Deluxe seat with options for personal settings for optimum ergonomics. Available with or without heated seat. Armrests available as accessories.

Fitment	Order PNC	RRP ex VAT	RRP inc VAT
P 524EFi	966 95 42-01		
Heated	966 95 42-02		





P 525DX



Highly productive large capacity diesel machine for long shifts in very large areas.

- Powerful 1123cm³ Kubota 3-cylinder diesel engine.
- Unique articulated steering concept creates a dynamic weight transfer on the front wheels, which maximises traction in all conditions.
- The steering concept in combination with AWD and a low centre of gravity provides excellent handling on slopes.
- Commercial-grade components means uncompromised durability and maximum uptime.
- Ergonomic driver interface with modern graphic display and easy-access to all controls.
- Built-in connectivity module allows connection to Husqvarna Fleet Services™.
- Heavy-duty square tube ladder frame (4 – 10mm) with an open design for easy service access.
- PTO Shaft for maximum efficiency and versatility.
- The Combi deck makes it easy to switch between mulching and rear discharge.
- Extra wide tyres and high transport speed (18.5km/h).
- Supplied with hydraulic kit.
- LED headlights

P 525DX WITH CABIN



Highly productive large capacity diesel machine fitted with cabin for long shifts and all year use in very large areas.

- Powerful 1123cm³ Kubota 3-cylinder diesel engine.
- Unique articulated steering concept creates a dynamic weight transfer on the front wheels, which maximises traction in all conditions.
- The steering concept in combination with AWD and a low centre of gravity provides excellent handling on slopes.
- Commercial-grade components means uncompromised durability and maximum uptime.
- Ergonomic driver interface with modern graphic display and easy-access to all controls.
- Built-in connectivity module allows connection to Husqvarna Fleet Services™.
- Heavy-duty square tube ladder frame (4 – 10mm) with an open design for easy service access.
- PTO shaft for maximum efficiency and versatility.
- The Combi deck makes it easy to switch between mulching and rear discharge.
- Extra wide tyres and high transport speed (18.5km/h)
- Spacious cabin with large glass front window with wiper, glass doors and Grammer seat.
- Vibration-isolated from the chassis, resulting in significantly lower noise and vibrations.
- Supplied factory fitted and equipped with hydraulic kit, LED light kits and counter weight. Cabin can be removed for summer use.

Engine	Engine size / Power	Transmission	Cutting width
Kubota D 1105 diesel	1123cm ³ / 18.7kW	Fast Hydrostatic AWD	132 / 155cm
Model	Order PNC	RRP ex VAT	RRP inc VAT
P 525DX Unit	967 98 53-01		
Combi 132	967 97 83-01		
Combi 132X	967 97 85-01		
Combi 155	967 97 84-01		
Combi 155X	967 97 86-01		
Unit + Combi 132X	Total RRP		
Unit + Combi 155X	Total RRP		

Engine	Engine size / Power	Transmission	Cutting width
Kubota D 1105 diesel	1123cm ³ / 18.7kW	Fast Hydrostatic AWD	132cm / 155cm
Model	Order PNC	RRP ex VAT	RRP inc VAT
P 525DX with Cabin - Unit	967 98 54-01		
Combi 132	967 97 83-01		
Combi 132X	967 97 85-01		
Combi 155	967 97 84-01		
Combi 155X	967 97 86-01		
Unit + Combi 132X	Total RRP		
Unit + Combi 155X	Total RRP		



COMBI 132 / 155



Commercial Combi decks offering both BioClip® (mulching) and rear ejection. The decks have a low profile heavy duty box frame and replaceable side skid wears. The shell has been stamped from a single piece of 4.5mm thick piece of metal to optimise airflow, resulting in cutting high efficiency. Both deck sizes feature manual height adjustment.

Cutting width	Cutting heights	Height adjustment	Offset position
132cm / 155cm	25 - 127mm	Manual	Combi 155 only
Model	Order PNC	RRP ex VAT	RRP inc VAT
Combi 132	967 97 83-01		
Blade Kit (3 blades)	586 19 88-10		
Combi 155	967 97 84-01		
Blade Kit (3 blades)	586 19 89-10		

COMBI 132X / 155X



Commercial Combi decks offering both BioClip® (mulching) and rear ejection. The decks have a low profile heavy duty box frame and replaceable side skid wears. The shell has been stamped from a single piece of 4.5mm thick piece of metal to optimise airflow, resulting in cutting high efficiency. Both deck sizes feature hydraulic height adjustment, adjustable from the seat. Hydraulic kit required when used with P 520D.

Cutting width	Cutting heights	Height adjustment	Offset position
132cm / 155cm	25 - 127mm	Hydraulic	Combi 155X only
Model	Order PNC	RRP ex VAT	RRP inc VAT
Combi 132X	967 97 85-01		
Blade Kit (3 blades)	586 19 88-10		
Combi 155X	967 97 86-01		
Blade Kit (3 blades)	586 19 89-10		





P 535HX WITH HYBRID TECHNOLOGY. A NEW SMARTER WAY.

SMART GREEN SPACE MANAGEMENT

The most powerful front mower in the Husqvarna commercial range. Two electric motors power the wheel drive axles, while the PTO and electric generator are powered by a 1123cm³ Kubota diesel engine. The 20" wheels, all-wheel drive and articulated steering make it easy to manoeuvre even in rough terrain and complex areas. Prepared for high capacity cutting decks up to 180cm, providing an excellent result in any terrain. Commercial-grade components and ease of service make for uncompromised durability and maximum uptime.



LOWER EMISSIONS AND INCREASED OUTPUT

The incorporation of dual-energy sources combined with high efficiency in the Hybrid system enables high power output yet maintained in a compact and agile format. The power train reduces the vehicle's overall fuel consumption, CO₂ footprint and operational cost. Through an energy efficient electric drive vs normal hydrostatic drive, the energy efficiency in the machines propulsion system is improved by up to 50%. Hence depending on drive cycle, the fuel consumption is lowered by up to 30% when compared to a 19kW conventional diesel front mower working under the same conditions.

OPTIMISED PERFORMANCE WITH HYBRID POWER TRAIN

The P 535HX can be operated in two different drive modes. Electric mode is used during transportation vastly reducing emissions. Hybrid mode combines the diesel engine and battery buffer for maximum performance. Modes continuously adjust depending on cutting conditions. In normal conditions the power from the diesel engine is used to both operate the front attachment through the PTO, the propulsion and recharging of the batteries if needed. In demanding conditions, the power from the diesel engine is used to just operate the front attachment through the PTO. Power for propulsion is taken from the battery.





P 535HX

NEW HYBRID



Powerful Hybrid commercial front mower. Two electric motors power the wheel drive axles, while the PTO and electric generator are powered by a 1123cm³ Kubota diesel engine.

- Hybrid technology using a combination of powerful 1123cc Kubota 3- cylinder diesel engine, electric generator and electric drive motors.
- Hybrid energy storage system using 4.2kWh Li-Ion 52 V batteries. Batteries are recharged when the PTO is engaged.
- Unique articulated steering concept creates a dynamic weight transfer on the front wheels, which maximises traction in all conditions.
- Electric All-Wheel Drive (AWD) with battery only quiet transport mode.
- The electric AWD propulsion system is electronically controlled via integrated sensors which ensures optimised traction. The drive wheels individually and automatically set the correct speed in all situations.
- The steering concept in combination with AWD and a low centre of gravity provides excellent handling on slopes.
- Commercial-grade components means uncompromised durability and maximum uptime.
- Ergonomic driver interface with intuitive hi-resolution touch colour screen and easy access to all controls.
- Built-in connectivity module allows connection to Husqvarna Fleet Services™.
- Heavy-duty square tube ladder frame (4 – 10mm) with an open design for easy service access.
- Engine powered PTO shaft.
- Choice of cutting decks from 132 - 180cm. X variant Combi decks feature hydraulic height adjustment.
- Extra wide tyres and high transport speed (19.5km/h)
- HVO100 ready, Hydrogenated Vegetable Oils (HVO) is a 100% synthetic diesel made from renewable materials.
- Supplied equipped with hydraulic kit.

Engine	Engine size / Power	Transmission	Cutting width
Kubota D 1105 diesel	1123cm ³ / 178kW	Electric AWD	132 - 180cm
Model	Order PNC	RRP ex VAT	RRP inc VAT
P 535HX Unit	967 98 55-03		
Combi 132X	967 97 85-01		
Combi 155X	967 97 86-01		
R180	967 98 56-01		
Unit + Combi 132X	Total RRP		
Unit + Combi 155X	Total RRP		
Unit + R 180	Total RRP		

COMBI 132X / 155X



Commercial Combi decks offering both BioClip® (mulching) and rear ejection. The decks have a low profile heavy duty box frame and replaceable side skid wears. The shell has been stamped from a single piece of 4.5mm thick piece of metal to optimise airflow, resulting in cutting high efficiency. Both deck sizes feature hydraulic height adjustment, adjustable from the seat.

Cutting width	Cutting heights	Height adjustment	Offset position
132cm / 155cm	25 - 127mm	Hydraulic	Combi 155X only
Model	Order PNC	RRP ex VAT	RRP inc VAT
Combi 132X	967 97 85-01		
Blade Kit (3 blades)	586 19 88-10		
Combi 155X	967 97 86-01		
Blade Kit (3 blades)	586 19 89-10		

R180

NEW



Professional, high-capacity rear discharge cutting deck. The R180 is a heavy-duty 180cm cutting deck with rear discharge, for use with Husqvarna P 535HX. Designed for the professional user seeking a wide, high-performance cutting deck for efficient mowing of large areas and long dense grass. Shaft driven with bevel gear. Requires counterweight.

Cutting width	Cutting heights	Height adjustment	Offset position
180cm	30 - 90mm	Manual	N/A
Model	Order PNC	RRP ex VAT	RRP inc VAT
R180	967 98 56-01		
Blade (single)	599 42 15-01		



P 500 D / HX ACCESSORIES



A full range of attachments designed to increase the flexibility of your investment whilst allowing true all year round use. The range consists of PTO and hydraulic controlled front mount attachments all designed for full time commercial use and optimised for use with the P 500 Series.



FLAIL MOWER



PTO driven flail mower with reinforced bevel gear. Excellent mulch performance in dense vegetation. Supplied with solid tyres. Working width 120cm. Requires counterweight.

Fitment	Order PNC	RRP ex VAT	RRP inc VAT
P 525DX / 535HX	596 86 75-01		

BROOM



PTO driven large diameter broom with adjustable working angle. Max/min working width 130/120cm. Requires counterweight & hydraulic kit (P 520D).

Fitment	Order PNC	RRP ex VAT	RRP inc VAT
All models	590 45 00-01		

UTILITY BUCKET



Hydraulic adjustment of angling and emptying. Working width 120cm. Loading capacity 65kg. Requires counterweight & hydraulic kit (P 520D).

Fitment	Order PNC	RRP ex VAT	RRP inc VAT
All models	965 99 74-01		

WEED BRUSH



PTO driven rotating steel brush for removal of weeds and dirt on paths and curbstones. Angle adjustable from seat. Diameter 50cm. Requires hydraulic kit (P 520D).

Fitment	Order PNC	RRP ex VAT	RRP inc VAT
All models	587 93 28-01		

BLOWER



PTO driven blower with powerful low noise fan capable of 80 m³/min air flow. 360 degree rotating air outlet adjustable from seat. Requires hydraulic kit (P 520D).

Fitment	Order PNC	RRP ex VAT	RRP inc VAT
All models	587 93 29-01		



SPREADER



Electric spreader for gritting and de-icing on walkways. Stepless adjustable roller speed. The galvanised bucket holds 70 litres.

Fitment	Order PNC	RRP ex VAT	RRP inc VAT
All models	967 33 98-01		

SNOW THROWER



Highly efficient and heavy-duty two-stage snow thrower. 120cm working width, 68cm intake height. Requires counterweight & hydraulic kit (P 520D).

Fitment	Order PNC	RRP ex VAT	RRP inc VAT
All models	590 45 19-01		

FOLDING PLOUGH



Hydraulic adjustable blades. Reversible hardox steel wears with adjustable skid plates. Working width 140cm to 119cm. Requires counterweight & hydraulic kit (P 520D).

Fitment	Order PNC	RRP ex VAT	RRP inc VAT
All models	965 99 72-01		

SNOW BLADE



Rugged steel snow blade. Hydraulic adjustment and 140cm working width. Requires counterweight & hydraulic kit (P 520D). Requires support wheels and rubber scraper.

Fitment	Order PNC	RRP ex VAT	RRP inc VAT
All models	592 75 51-01		

GRAMMER SEAT



Deluxe seat with options for personal settings for optimum ergonomics. Available with or without heated seat. Armrests available as accessories.

Fitment	Order PNC	RRP ex VAT	RRP inc VAT
Standard	967 00 84-01		
Heated	967 00 84-02		

HYDRAULIC KIT



Two auxiliary hydraulic connections to control front-mounted attachments. Includes valve, switch, hoses with connectors and wires.

Fitment	Order PNC	RRP ex VAT	RRP inc VAT
P 520D / 525D	966 75 45-01		

COUNTERWEIGHT



Rear counterweight for improved grip and stability. Must be used when operating front-mounted attachments. Total weight 62kg.

Fitment	Order PNC	RRP ex VAT	RRP inc VAT
All models	529 95 79-01		

! INCREASE YOUR PRODUCTIVITY WITH THE P 500 SERIES

For more information on the Husqvarna P 500 Series and to arrange a product demonstration please contact your local Authorised Husqvarna dealer.

Locate your nearest dealer
Visit: www.husqvarna.com/uk/dealer-locator

For complete accessories range and fitment guide please refer to page 208.





ATTACHMENT GUIDE

MODEL	P 525DX / P 535HX					P 524EFI			
	ATTACHMENT	ORDER PNC	EX VAT	INC VAT	P 525DX	P 535HX	ORDER PNC	EX VAT	INC VAT
CUTTING DECK COMBI 112	—	—	—	—	—	—	967 69 35-01	—	—
CUTTING DECK COMBI 122	—	—	—	—	—	—	967 29 37-01	—	—
CUTTING DECK COMBI 132	967 97 83-01	—	—	—	●	●	—	—	—
CUTTING DECK COMBI 155	967 97 84-01	—	—	—	●	●	—	—	—
CUTTING DECK COMBI 132X	967 97 85-01	—	—	—	●	●	—	—	—
CUTTING DECK COMBI 155X	967 97 86-01	—	—	—	●	●	—	—	—
CUTTING DECK R180	967 98 56-01	—	—	—	—	A	—	—	—
GRAMMER PRIMO M SEAT	967 00 84-01	—	—	—	●	S	966 95 42-01	—	—
GRAMMER PRIMO M SEAT, HEATED	967 00 84-02	—	—	—	●	●	966 95 42-02	—	—
GRAMMER ARM REST KIT, RIGHT	965 89 68-01	—	—	—	●	S	965 89 68-01	—	—
GRAMMER ARM REST KIT, LEFT	965 89 70-01	—	—	—	●	S	965 89 70-01	—	—
RETRACTABLE SAFETY BELT FOR STANDARD SEAT	576 78 34-01	—	—	—	●	●	—	—	—
CENTRAL GREASE KIT	591 12 62-01	—	—	—	●	●	—	—	—
SNOW BLADE, STEEL	592 75 51-01	—	—	—	A	A	966 83 30-01	—	—
RUBBER BLADE (Fits snow blade 966 83 30-01)	—	—	—	—	—	—	531 00 71-34	—	—
SNOW THROWER	590 45 19-01	—	—	—	A	A	966 79 64-01	—	—
UTILITY BUCKET	965 99 74-01	—	—	—	A	A	—	—	—
FLAIL MOWER	596 86 75-01	—	—	—	A	A	966 79 65-01	—	—
FOLDABLE PLOUGH	965 99 72-01	—	—	—	A	A	966 85 01-01	—	—
BROOM	590 45 00-01	—	—	—	A	A	966 79 63-01	—	—
GRAVEL HARROW	—	—	—	—	—	—	587 93 20-01	—	—
RAKE	—	—	—	—	—	—	587 93 25-01	—	—
BLOWER	587 93 29-01	—	—	—	●	●	—	—	—
WEED BRUSH	587 93 28-01	—	—	—	A	A	—	—	—
DROP SPREADER	967 33 98-01	—	—	—	●	●	—	—	—
TRAILER HOOK	587 72 76-01	—	—	—	●	●	—	—	—
ROTATING BEACON LIGHT (ROPS)	966 79 15-01	—	—	—	●	●	—	—	—
POSITION AND TURNING LIGHTS REAR, START KIT 1	966 79 09-01	—	—	—	B	B	—	—	—
LOW SPEED VEHICLE TRIANGLE	966 79 11-01	—	—	—	1	1	—	—	—
POSITION AND TURNING LIGHTS FRONT	966 79 10-01	—	—	—	1	1	—	—	—
NUMBER PLATE KIT, ROPS	966 79 13-01	—	—	—	1	1	—	—	—
ATTACHMENT									
A COUNTERWEIGHT	966 75 49-01	—	—	—	●	●	—	—	—
B CONTROL BOX	966 79 08-01	—	—	—	●	●	—	—	—
C HYDRAULIC KIT	966 75 45-01	—	—	—	S	S	—	—	—

1 A = Requires additional attachments and/or parts.

● Suitable ○ Not recommended — Not applicable S - Comes as standard



TECHNICAL SPECIFICATIONS

FRONT MOWERS	P 524EFI	P 525DX / P 525DX WITH CABIN	P 535HX
TECHNICAL SPECIFICATIONS			
Engine manufacturer	Kawasaki	Kubota™	Kubota™
Engine name	FX Series V-Twin	D1105	D1105
Net power at preset rpm, kW	15.6 @ 3000	18.7 @ 3000	17.8 @ 3000
Transmission type	Hydrostatic AWD	Hydrostatic AWD	Electric AWD
Cylinder displacement, cm ³	726	1123	1123
Cylinders	2	3	3
Sound power level, guaranteed (LWA), dB(A) *	104	105	105
Sound pressure level at operator's ear, dB(A) **	88	92	88
Vibration level steering wheel, m/s ² ***	3	1.7	1.2
Vibration level seat, m/s ² ***	0.7	0.7	0.1
Engine cooling	Air	Liquid	Liquid
Generator, A	20	40	40 (12 V) and 80 (48 V)
Battery, V/Ah	12 / 24	12 / 62	12 / 62 (12 V) and 52 / 40 (48 V)
Air filter type	Heavy-duty canister style	Heavy-duty canister style	Heavy-duty canister style
Fuel tank volume, litre	22	25	23
Oil tank volume (incl. oil filter), litre	2.1	3.3	3.3
Transmission manufacturer	Kanzaki	Kanzaki	Benevelli
Transmission model	KTM 23	KTM 23	TX2
Speed forward, min – max, km/h	0 – 13	0 – 18	0 – 19.5
Speed reverse, min – max, km/h	0 – 9	0 – 11	0 – 11
Uncut circle, cm	50	58	58
Optional cutting decks	Combi 112 / 122	Combi 132 / 132X / 155 / 155X	Combi 132 / 132X / 155 / 155X / R 180
Blade engagement	Electric clutch	Electric clutch	Electric clutch
Frame construction type	Ladder frame	Ladder frame	Ladder frame
Seat type	Premium	Full suspension	Full suspension
Tyre size front, inch	18 × 8.5 – 8	20 × 10 – 10	20 × 10 – 10
Tyre size rear, inch	18 × 8.5 – 8	20 × 10 – 10	20 × 10 – 10
Wheelbase, cm	100	106	106
Ground clearance, mm	105	140	134
Base machine length, cm	205	211 / 227	209
Base machine width, cm	98	114 / 125.5	116
Base machine height, cm	ROPS up 192, ROPS down 115	ROPS up 203, ROPS down 133, Cabin 201	ROPS up 204, ROPS down 134
Weight (excluding cutting deck), kg	410	665 / 907	790
FEATURES			
Power steering	●	●	●
All-Wheel Drive (AWD)	●	●	●
Oil cooler	●	●	●
Hydraulic equipment lift	●	●	●
Service position	●	●	●
Hinged armrests	●	●	●
Digital hour meter	●	●	●
12V outlet	●	●	●
ROPS	●	● / –	●
Integrated connectivity	–	●	●
High contrast segment display	●	●	–
Hydraulic attachment kit	–	●	●
Cup holder	●	–	–
Dynamic graphic display	–	–	●
Hybrid driveline	–	–	●

● = Available – = Not available * Noise emissions in the environment measured and calculated as guaranteed sound power level according to EC-Directive 2000/14/EC. The guaranteed sound power level includes variation in production as well as variation from the test code with 1–2 dB(A). Noise emissions and sound pressure level can be influenced by the cutting deck used. Declared figures are for the machine equipped with the most used cutting unit for the specific mower model. For further information, see the Operator's manual. ** Sound pressure level according to EN ISO 5395-1. Reported data for sound pressure level has a typical statistical dispersion (standard deviation) of 1.2 dB(A). *** Vibration level according to EN ISO 5395-1. Reported data for vibration has a typical statistical dispersion of 0.2 m/s² (steering wheel) and 0.8 m/s² (seat).



MASTER THE MOWING AND MORE

A wide range of attachments and choice of several cutting methods give our garden tractors excellent versatility. Ideal for efficient lawn care and various tasks around your land. Choose between three different cutting systems for lawn care then fit a trailer, spreader, snow thrower and more for greater versatility.



WHAT YOU GET AND HOW WE DO IT



FEWER UNCUT AREAS

You can expect excellent results from our top-segment tractors, featuring top-class steering technology. Less vibration, minimised uncut areas and improved manoeuvrability.



EASY PEDAL OPERATION

The pedal-operated hydrostatic transmission ensures easy speed and direction control. Separate pedals for forward and reverse.



FIRST CLASS CUTTING

The reinforced and powder-coated cutting decks give improved durability and corrosion resistance.



COMFORTABLE OPERATION

Change from collecting to mulching mode with a lever on the dashboard, without leaving the seat. The blade rotation is engaged and disengaged by an electric switch.



ALL YEAR ROUND USE

A wide range of attachments and a built-in choice of several cutting methods make our tractors truly versatile and useful all-year-round.





GARDEN TRACTORS



Cruise control allows the tractor to maintain consistent speed, even in rough terrain



Electric blade engagement – simply pull the switch on the control panel



Powerful and durable high-specification engines

Premium seat with armrests for maximum comfort

LED headlights for good visibility in dark conditions



The seat platform automatically changes height as seat is moved to optimise operator's position

The large and low vibration, 108cm collection deck offers improved cut quality




Pivoting, heavy-duty cast front axle ensures excellent balance and driving comfort

Not all features shown are available on all models.

RANGE OF ATTACHMENTS

A wide range of attachments adds more value to your tractor investment, making it truly versatile and useful all year round. Attach a trailer, spreader or a snow blade and complete any tasks with minimum effort.




CARE

Find out more on page 267



MULCHING OPTIONS

Frequently mowed lawns can be fertilised the natural way with the BioClip® function, which is available as standard on the larger TC models. It's also available as an accessory for the 100 series TC models and all TS models. In addition, collectors are available as an accessory for the TS models, while the TC models can be converted to rear ejection by an accessory kit. So you really can't go wrong as long as you choose Husqvarna!



SIZE AND SPECIFICATION

If you're buying your first tractor and have a smaller or mid-sized garden, our user-friendly 100 series is a good choice. Equipped with chokeless start for easy starting and pedal-operated automatic transmission, these compact tractors offer easy and safe operation, making them ideal for beginners.

For a mid-sized or larger garden, you'll need more capacity and comfort. Our 200 series are well-equipped tractors with tight turning radius,



EJECTION OR COLLECTOR

If you mostly cut large areas with long-grown grass, a tractor with side ejection (TS models) is the most suitable choice. If you prefer a tidy cutting result and want to collect grass clippings, leaves and other debris, we recommend a tractor with integrated collector (TC models).





reinforced cutting decks and electric blade engagement to enable excellent manoeuvrability, easier and more efficient mowing with less uncut areas.

If you use your tractor more frequently – even all-year-round – or will be mowing larger areas, you'll appreciate our TS 146TXD. A powerful and well equipped tractor with convenient features to guarantee a superb result. A wide range of attachments and a built-in choice of several cutting methods, give this large capacity excellent usability all-year-round.



PRODUCT USE GUIDE

Use this guide to help you select the best product for your needs.

TYPE OF USE	MODEL	ENGINE TYPE (NO. OF CYLINDERS)	CUTTING WIDTH	OVERALL MACHINE WIDTH	OVERALL MACHINE LENGTH	DRIVE SYSTEM	CUTTING SYSTEM		
							COLLECTION	EJECT	MULCH
 OCCASIONAL USE (DOMESTIC / LANDOWNER)	TS 138	Single	97cm	102cm / 127cm*	176cm	Hydrostatic	○	●	○
	TC 138	Single	97cm	102cm	240cm	Hydrostatic	●	○	○
	TS 142T	V-Twin	107cm	112cm / 124cm*	175cm	Hydrostatic	○	●	○
 DEMANDING OCCASIONAL USE (DOMESTIC / LANDOWNER)	TC 238TX	V-Twin	97cm	102cm	252cm	Hydrostatic	●	○	●
	TC 242T	V-Twin	107cm	112cm	252cm	Hydrostatic	●	○	○
	TC 242TX	V-Twin	107cm	112cm	252cm	Hydrostatic	●	○	●
	TS 146TXD	V-Twin	117cm	122cm / 145cm*	175cm	Hydrostatic	○	●	○

The product selector is only to be used as a guide. Please visit your local Authorised Husqvarna dealer for more information.







○ - Requires additional accessory to be able to perform the function. Please see indicated page for more information.

* - With the ejection chute down

NOTE: Overall machine dimensions are approximate and to be used as a guide only. Husqvarna reserve the right to change specification detail without prior notice.





	RECOMMENDED LAWN AREA				ALL YEAR ROUND USE		PAGE
							
	SMALL	MEDIUM	MEDIUM / LARGE	LARGE	FRONT MOUNT ACCESSORIES	TRAILED ACCESSORIES	
	•	•			•	•	216
	•	•			•	•	216
		•	•		•	•	217
	•	•	•		•	•	218
		•	•		•	•	218
		•	•	•	•	•	219
			•	•	•	•	219





OCCASIONAL USE



Easy to use side eject and rear collect tractors designed for demanding domestic all-year use in smaller to medium-sized areas. Features include Air Induction™ cutting decks for excellent cutting and collection performance and pedal operated transmissions for maximum control.

Ideal for applications including:

- **Demanding domestic use**
- **Smaller to medium sized areas**
- **All year round use**

TS 138



User-friendly tractor with side ejection and powerful Husqvarna Series engine. Converts easily to BioClip® or collection with optional accessories.

- Side Eject (BioClip® optional)
- Air Induction deck™
- Medium back seat
- Optional collector
- Chokeless start

Engine	Engine size / Power	Transmission	Cutting width
Husqvarna Series	500cm ³ / 8.6kW	Hydrostatic	97cm
Model	Order PNC	RRP ex VAT	RRP inc VAT
TS 138	960 41 04-54		
Grass collector	960 73 00-22		
BioClip® plate	960 71 00-03		

TC 138



User-friendly tractor with integrated rear collection and powerful Husqvarna Series engine. Converts easily to BioClip® or rear discharge with optional accessories.

- Rear collect (BioClip® optional)
- Air Induction deck™
- 220 litre collector
- Medium back seat

Engine	Engine size / Power	Transmission	Cutting width
Husqvarna Series	500cm ³ / 8.6kW	Hydrostatic	97cm
Model	Order PNC	RRP ex VAT	RRP inc VAT
TC 138	960 51 02-00		
BioClip® plug	960 71 00-38		
Discharge deflector	960 71 00-41		





TS 142T



High capacity tractor with side ejection and powerful V-Twin engine. Converts easily to BioClip® or collection with optional accessories.

- Side Eject (BioClip® optional)
- Air Induction deck™
- Medium back seat
- Optional collector
- Chokeless start

Engine	Engine size / Power	Transmission	Cutting width
Endurance V-Twin	656cm ³ / 11.1kW	Hydrostatic	107cm
Model	Order PNC	RRP ex VAT	RRP inc VAT
TS 142T	960 41 04-32		
Grass collector	960 73 00-38		
BioClip® Kit	960 71 00-06		

GRASS COLLECTORS



97cm cutting width 2 bin collector with removable bins for easy emptying of grass clippings. 210 litre capacity. 107cm cutting width 3 bin collector with removable bins for easy emptying of grass clippings. 315 litre capacity.

Fits to	Order PNC	RRP ex VAT	RRP inc VAT
97cm TS models	960 73 00-22		
107cm TS models	960 73 00-38		

REPLACEMENT BLADES

Model	TS 138	TS 142T / TX	TC 138
Blade type	Combi x 2	Combi x 2	Collection x 2
PNC	581 11 63-02	532 13 89-71	532 42 79-84 (LH)
PNC			532 42 79-85 (RH)

Locate your nearest dealer
Visit: www.husqvarna.com/uk/dealer-locator

LOOKING FOR MORE FREE TIME?
Husqvarna Automower®. Find out more on page 146



SHARE your stories and photos on your Facebook, Instagram and Twitter by tagging us.

- HusqvarnaUK**
- UK_Husqvarna**
- HusqvarnaUK**



DEMANDING / FREQUENT USE



Powerful V-twin side eject and rear collect tractors for efficient all-year use in medium to large-sized areas. The tractors are ideally suited to demanding domestic and landowner use. Features include Air Induction™ cutting decks for excellent cutting and collection performance, pedal operated transmissions for maximum control and reinforced cutting decks for improved durability. All models feature electric blade engagement.

Ideal for applications including:

- **Demanding domestic use**
- **Landowner use**
- **Medium to large areas**
- **All year round use**

TC 238TX



Premium mid range tractor with integrated rear collection, powerful V-Twin engine and excellent manoeuvrability. Features BioClip from seat and large capacity collector.

- Rear collect / BioClip®
- Air Induction deck™
- Tube bumper
- 320 litre collector
- Turn key start
- High back seat

Engine	Engine size / Power	Transmission	Cutting width
Endurance V-Twin	656cm ³ / 11.1kW	Hydrostatic	97cm
Model	Order PNC	RRP ex VAT	RRP inc VAT
TC 238TX	960 51 01-92		
BioClip® plug	960 71 00-38		
Discharge deflector	960 71 00-41		

TC 242T



High capacity tractor with integrated rear collection and powerful V-twin engine. Converts easily to BioClip® or rear discharge with optional accessories.

- Rear collect (BioClip® optional)
- Air Induction deck™
- High back seat
- 320 litre collector
- Chokeless start

Engine	Engine size / Power	Transmission	Cutting width
Intek V-Twin	656cm ³ / 11.1kW	Hydrostatic	108cm
Model	Order PNC	RRP ex VAT	RRP inc VAT
TC 242T	960 51 01-91		
BioClip® plug	960 71 00-38		
Discharge deflector	960 71 00-41		





TC 242TX



Powerful premium tractor with integrated rear collection. Features new 108cm high performance deck, BioClip adjustable from seat and excellent manoeuvrability.

- Rear collect / BioClip®
- Air Induction deck™
- Tube bumper
- 320 litre collector
- LED Headlights
- High back seat

Engine	Engine size / Power	Transmission	Cutting width
Kawasaki FR V-Twin	726cm ³ / 16.0kW	Hydrostatic	108cm
Model	Order PNC	RRP ex VAT	RRP inc VAT
TC 242TX	960 51 01-93		
BioClip® plug	960 71 00-38		
Discharge deflector	960 71 00-41		

TS 146TXD



High-capacity tractor with side ejection. Powerful V-Twin engine for efficient all year round use. Converts easily to BioClip® or collection with optional accessories.

- Side Eject (BioClip® optional)
- Air Induction deck™
- High back seat
- Optional collector
- Turn key start
- Automatic differential lock

Engine	Engine size / Power	Transmission	Cutting width
Endurance V-Twin	656cm ³ / 11.1kW	Hydrostatic	117cm
Model	Order PNC	RRP ex VAT	RRP inc VAT
TS 146TXD	960 41 04-36		
Grass collector	960 73 00-37		
BioClip® Kit	960 71 00-19		

GRASS COLLECTORS



3 bin collector with removable bins for easy emptying of grass clippings. 315 litre capacity.

Fits to	Order PNC	RRP ex VAT	RRP inc VAT
TS 146TXD	960 73 00-37		

REPLACEMENT BLADES

Model	TC 238TX	TC 242T / TX
Blade type	Collection x 2	Collection x 2
PNC	532 42 79-85 (RH)	594 02 48-02 (RH)
PNC	532 42 79-84 (LH)	594 02 47-02 (LH)

REPLACEMENT BLADES

Model	TS 146XD
Blade type	Combi x 2
PNC	532 40 53-80

Locate your nearest dealer
Visit: www.husqvarna.com/uk/dealer-locator

LOOKING FOR MORE FREE TIME?
Husqvarna Automower®. Find out more on page 146



SHARE your stories and photos on your Facebook, Instagram and Twitter by tagging us.

HusqvarnaUK

UK_Husqvarna

HusqvarnaUK



GARDEN TRACTOR ACCESSORIES



The perfect lawn requires more than simply cutting. Additional maintenance is needed for optimum health and appearance. Towed accessories are an efficient way of getting excellent results with ease. The comprehensive range of accessories also enables true year round use, making maximum use of your investment.

97 cm COLLECTOR



2 bin collector with removeable bins for easy emptying of grass clippings. 210 litre capacity.

Fits to	Order PNC
97 cm TS models	960 73 00-22
RRP ex VAT	RRP inc VAT

107 cm COLLECTOR



3 bin collector with removeable bins for easy emptying of grass clippings. 315 litre capacity.

Fits to	Order PNC
107 cm TS models	960 73 00-38
RRP ex VAT	RRP inc VAT

117 cm COLLECTOR



3 bin collector with removeable bins for easy emptying of grass clippings. 315 litre capacity.

Fits to	Order PNC
117 cm TS models	960 73 00-37
RRP ex VAT	RRP inc VAT

TRACTOR COVER



Tailored tractor cover made from water resistant nylon with adjustable drawstring and ventilation holes.

Fits to	Order PNC
TS 138	505 63 08-80
RRP ex VAT	RRP inc VAT

TRACTOR COVER



Tailored tractor cover made from water resistant nylon with adjustable drawstring and ventilation holes.

Fits to	Order PNC
All other models	505 63 08-82
RRP ex VAT	RRP inc VAT

XS800 CHARGER



Charges all 12 V lead-acid batteries from 1.2-32Ah and is suitable for maintenance charging up to 100Ah.

Fits to	Order PNC
All models	579 45 01-03
RRP ex VAT	RRP inc VAT



TRAILER 275



Folding tailgate for easy loading and unloading. Loading dimensions (L x W x H): 125 x 83 x 31cm. Load capacity 225kg.

Fits to	Order PNC
All models	501 00 82-01
RRP ex VAT	RRP inc VAT

ROLLER



Fill with water or sand to add weight. For levelling ground or consolidating newly sown seed. Working width 91cm.

Fits to	Order PNC
All models	965 89 94-01
RRP ex VAT	RRP inc VAT

SPREADER 75



Ideal for applying seed, fertiliser or salt. Spreading width of 300 - 360cm. Capacity of 70kg. Adjustable flow.

Fits to	Order PNC
All models	967 02 72-01
RRP ex VAT	RRP inc VAT

GRAVEL HARROW



Sturdy harrow with rubber wheels. Has spring tines that fold when you reverse. Working width 110cm.

Fits to	Order PNC
All models	953 51 24-01
RRP ex VAT	RRP inc VAT

ATTACHMENT PLATFORM



Attachment platform for aerator, plug aerator and dethatcher. Attachments are easily changed without tools.

Fits to	Order PNC
All models	586 63 72-01
RRP ex VAT	RRP inc VAT

AERATOR



Allows air, water and nutrients to reach the soil. Rustproof blades. Requires platform.

Fits to	Order PNC
Attachment platform	586 63 69-01
RRP ex VAT	RRP inc VAT

PLUG AERATOR



Creates ground plugs which allow air, water and nutrients to reach the soil. Knives are rustproof. Requires platform.

Fits to	Order PNC
Attachment platform	588 21 27-01
RRP ex VAT	RRP inc VAT

DETHATCHER



Removes moss, for a healthier lawn. The spring tines are heat-treated for extra durability. Requires platform.

Fits to	Order PNC
Attachment platform	586 63 68-01
RRP ex VAT	RRP inc VAT

SNOW BLADE



Blade with protective spring. Use with counterweight. Requires rubber strip 966 00 19-01. Working width 122 cm.

Fits to	Order PNC
All models	544 92 17-01
RRP ex VAT	RRP inc VAT

COUNTERWEIGHT



Rear counterweight for increased grip, to be used with snow blower and snow blade. Weight 25kg. TS version 505 54 92-01

Fits to	Order PNC
TC Models	580 38 97-01
RRP ex VAT	RRP inc VAT

Locate your nearest dealer
Visit: www.husqvarna.com/uk/dealer-locator

LOADING RAMPS



Curved ramps designed for loading of tractors, corrosion resistant aluminium with anti-slip surface. 20cm wide and 200cm long.

Fits to	Order PNC
Up to 450kg	505 69 90-43
RRP ex VAT	RRP inc VAT

LOADING RAMPS



Curved ramps designed for loading of tractors, corrosion resistant aluminium with anti-slip surface. 20cm wide and 150cm long.

Fits to	Order PNC
Up to 450kg	505 69 90-41
RRP ex VAT	RRP inc VAT

HUSQVARNA RECOMMEND
Power 4 Fuel. Pages 290 - 291





TECHNICAL SPECIFICATIONS

Garden tractors with side ejection	TS 138	TS 142T	TS 142TX	TS 146TXD
RECOMMENDATION CHART				
Large-sized residential gardens / landowner areas	○○○	○○○	○○○	●●●
Medium / large-sized residential gardens	○○○	●○○	●○○	●●●
Small / medium-sized residential gardens	●●●	●●●	●●●	●●○
Small-sized residential gardens	●●○	●●○	●●○	●○○
TECHNICAL SPECIFICATIONS				
Engine manufacturer	Briggs & Stratton	Briggs & Stratton	Briggs & Stratton	Briggs & Stratton
Engine name	Intek	Endurance Series V-Twin	Endurance Series V-Twin	Endurance Series V-Twin
Net power at preset rpm, kW	8.6 @ 2600	11.1 @ 2600	11.1 @ 2600	11.1 @ 2600
Engine lubrication type	Pressure with oil filter	Full pressure with oil filter	Full pressure with oil filter	Full pressure with oil filter
Fuel tank volume, litres	5.7	5.7	11.4	15.0
Transmission type	Hydrostatic	Hydrostatic	Hydrostatic	Hydrostatic with automatic differential lock
Sound power level, guaranteed (LWA), dB(A)*	100	100	100	100
Sound pressure level at operators ear, dB(A)**	85	84	85	84
Drive method	Pedal-operated	Pedal-operated	Pedal-operated	Pedal-operated
Cutting methods	Collection/ Mulching / Side discharge	Collection/ Mulching / Side discharge	Collection / Mulching / Side discharge	Collection / Mulching / Side discharge
Cutting width, cm/inch	97/38	107/42	107/42	117/46
Turning radius, cm****	40	40	40	40
Cutting height, min-max, mm	38-102	38-102	38-102	38-102
Cutting deck type	Stamped	Stamped	Stamped, reinforced	Stamped, reinforced
Anti-scalp wheels	—	2	4	4
Blade engagement	Manual	Manual	Electric clutch	Electric clutch
Seat back height	Medium	Medium	High	High
Tyre size, front, inch	15×6-6	15×6-6	15×6-6	15×6-6
Tyre size, rear, inch	18×8.5-8	20×8-8	20×10-8	20×10-8
Base machine, height, cm	101.6	108	108	108
Base machine, length, cm	175.3	175	175	175
Base machine, width, cm	127	124	124	145
Weight, kg	165	200	180	200
FEATURES				
Adjustable sliding seat	●	●	—	●
Air Induction™	●	●	●	●
Cast front axle	—	●	●	●
Chokeless start	●	●	●	●
ClearCut™	—	—	—	—
Cruise control	—	—	●	●
Automatic locking transmission	—	—	—	●
Fender-mounted cutting height adjustment	●	●	●	●
Full collector indicator	—	—	—	—
Headlights	●	●	●	●
Headlights, LED	—	—	—	—
Hour meter with service minder	●	●	●	●
Pedal-operated hydrostatic transmission	●	●	●	●
Reinforced cutting deck	—	—	●	●
Soft rim steering wheel	—	—	●	●
Visible fuel level	—	—	●	●
CUTTING SYSTEMS				
Collector	(●)	(●)	(●)	(●)
Deflector	—	—	—	—
Mulching from seat	—	—	—	—
Mulching plug	(●)	(●)	(●)	(●)

● = Available (●) = Accessory — = Not available

*Noise emissions in the environment measured and calculated as guaranteed sound power level according to EC-Directive 2000/14/EC. The guaranteed sound power level includes variation in production as well as variation from the test code with 1-2 dB(A). **Sound pressure level according to ISO 5395 an EN 836. Reported data for sound pressure level has a typical statistical dispersion (standard deviation) of 1.2 dB(A). Noise emissions and sound pressure level can be influenced by the cutting unit used. Declared figures are for the machine equipped with the most used cutting unit for the specific mower model. ***Vibration level according to ISO 5395 and EN 836. Reported data for vibration has a typical statistical dispersion of 0.2 m/s² (steering wheel) and 0.8 m/s² (seat). ****Measured on trim side turn.



Garden tractors with integrated collection	TC 138	TC 238TX	TC 242T	TC 242TX
RECOMMENDATION CHART				
Large-sized residential gardens / landowner areas	○○○	○○○	○○○	●●●
Medium / large-sized residential gardens	●○○	●○○	●●●	●●●
Small / medium-sized residential gardens	●●●	●●●	●●○	●●○
Small-sized residential gardens	●●○	●●○	●○○	●○○
TECHNICAL SPECIFICATIONS				
Engine manufacturer	Briggs & Stratton	Briggs & Stratton	Briggs & Stratton	Kawasaki
Engine name	Intek	Endurance Series V-Twin	Intek	FR Series
Net power at preset rpm, kW	8.6 @ 2600	11.1 @ 2600	11.1 @ 2600	16.0 @ 2600
Engine lubrication type	Pressure with oil filter	Full pressure with oil filter	Full pressure with oil filter	Full pressure with oil filter
Fuel tank volume, litres	5.7	13.3	9.5	13.3
Transmission type	Hydrostatic	Hydrostatic	Hydrostatic	Hydrostatic
Sound power level, guaranteed (LWA), dB(A)*	100	100	100	100
Sound pressure level at operators ear, dB(A)**	85	84	84	85
Drive method	Lever-operated	Pedal-operated	Pedal-operated	Pedal-operated
Cutting methods	Collection/Mulching	Collection/Mulching	Collection/Mulching	Collection/Mulching
Cutting width, cm/inch	97/38	97/38	108/42	108/42
Turning radius, cm****	40	40	40	40
Cutting height, min-max, mm	38-102	38-102	38-102	38-102
Cutting deck type	Stamped	Stamped, Reinforced	Stamped, Reinforced	Stamped, Reinforced
Anti-scalp wheels	2	2	2	4
Blade engagement	Manual	Electric clutch	Manual	Electric clutch
Collector volume, litres	220	320	320	320
Seat back height	Medium	High	High	High
Tyre size, front, inch	15×6-6	15×6-6	15×6-6	15×6-6
Tyre size, rear, inch	18×8.5-8	18×9.5-8	18×8.5-8	18×9.5-8
Base machine, height, cm	102	102	TBC	107
Base machine, length, cm	240	252	252	252
Base machine, width, cm	102	102	110	110
Weight, kg	211	200	200	200
FEATURES				
Adjustable sliding seat	●	●	●	●
Air Induction™	●	●	●	●
Cast front axle	●	●	●	●
Chokeless start	—	●	●	●
Cruise control	—	—	—	●
Fender-mounted cutting height adjustment	●	●	●	●
Full collector indicator	●	●	●	●
Headlights	●	—	●	—
Headlights, LED	—	●	—	●
Hour meter with service minder	●	●	●	●
Pedal-operated hydrostatic transmission	●	●	●	●
Visible fuel level	—	—	—	—
CUTTING SYSTEMS				
Collector	●	●	●	●
Deflector	(●)	(●)	(●)	(●)
BioClip® from seat	—	●	—	●
BioClip® plug	(●)	—	(●)	—

NOMINAL POWER A new machinery directive (2006/42/EC) came into force on January 1, 2010, requiring manufacturers to declare the nominal power of engines, in kilowatts (kW). The power rating of the engines indicated is the average net power output during a normal working situations and meets applicable noise regulations (at specified rpm, see owner manual) of a typical production engine for the engine model measured to SAE standard J 1349/ISO 1585. Mass production engines may differ from this value. Actual power output for the engine installed in the final machine will depend on the operating speed, environmental conditions and other variables.



MOWING TO A FASTER FINISH



Whether you're using them at work or at home, Husqvarna zero turn mowers get your work done quickly and efficiently. A zero turning radius means no grass is left uncut when you reach the end of a mowing row and make a 180° turn to start the next row. Designed specifically to endure tough working conditions, we've included top ergonomic features and comfortable operator functions to focus on meticulous cutting results.



WHAT YOU GET AND HOW WE DO IT




PRECISE MANOEUVRING

Zero-turn steering with the individual, hydraulic wheel-drive systems provide precise manoeuvring.



COMFORTABLE OPERATION

Large wheels, comfortable seat, excellent overview and conveniently located controls provide a smooth, efficient ride.




SUPERB CUTTING RESULT

The ClearCut™ cutting deck provides a unique combination of durability, performance and cutting results. This design enables superb results for discharge and collection as well as for mulching.



DURABLE DESIGN

The rugged frame and casters are designed to ensure high durability and reduce chassis flex. The maintenance-free zero turn transmission provides trouble-free performance.



INTEGRATED PARKING BRAKE

The automatic parking brake system automatically activates or deactivates as the steering levers are moved outward or inward, which means the user doesn't have to do it.






ZERO TURN MOWERS



Ergonomic control panel conveniently located at your fingertips with electric blade engagement – simply pull the switch



Convenient, spring-assisted cutting deck lift



Anti-slip foot pad



Automatic parking brake integrated in the control levers

ClearCut™ fabricated deck made from welded 3.6mm steel

Not all features shown are available on all models.



CARE

Find out more on page 267



HUSQVARNA CLEARCUT™

SOLID DURABILITY WITH PERFECT CUTTING RESULTS

The ClearCut™ cutting deck boasts a unique combination of durability, performance and cutting results. This design enables superb results for discharge and collection as well as for mulching. The powerful airflow discharges the clippings at high speed to prevent clogging.

- Welded 3.6mm steel structure with side wear protection
- 125mm deck height for high air volume
- Optimally located internal baffles
- High-lift blades for powerful airflow
- Cast-iron spindles for high stability
- Oversized discharge chute



DEMANDING OCCASIONAL USE



High-specification zero turn mower designed to deliver great cutting results without compromising quality or performance. The zero turn mower is ideally suited to demanding domestic and landowner use. Conveniently compact, giving you excellent manoeuvrability, mowing efficiency and mowing comfort. Featuring a highly durable ClearCut™ fabricated steel cutting deck offering excellent clipping dispersal as well as a producing class leading airflow, ideal when used with the optional grass collector.

Ideal for applications including:

- **Demanding domestic use**
- **Landowner use**
- **Medium to large areas**

Z242F



High-specification domestic use zero turn mower with ClearCut™ fabricated deck, ergonomic controls and powerful twin-cylinder engine.

- Side Eject (BioClip® optional)
- Ergonomic control panel
- Optional collector
- Console mounted deck lift
- ClearCut™ fabricated deck
- Integrated parking brake

Engine	Engine size / Power	Transmission	Cutting width
Endurance V-Twin	724cm ³ / 14.9kW	Hydrostatic	107cm
Model	Order PNC	RRP ex VAT	RRP inc VAT
Z242F	967 66 57-03		
Grass collector	587 41 24-01		
BioClip® plate	587 41 23-01		

GRASS COLLECTOR



107cm cutting width 2 bin collector with removable bins for easy emptying of grass clippings. 210 litre capacity.

Fits to	Order PNC	RRP ex VAT	RRP inc VAT
Z242F	587 41 24-01		

REPLACEMENT BLADES

Model	Z242F	
Blade type	Collection / Eject x2	Mulch x2
PNC	592 76 97-01	586 96 25-02



Locate your nearest dealer

Visit: www.husqvarna.com/uk/dealer-locator





FULL-TIME USE



High-specification commercial-grade zero turn mower built with the toughest materials to ensure high durability, productivity and long service life. Designed for high-class cutting performance, operator comfort and serviceability. The zero turn mower is designed for demanding full-time professional use. Featuring a highly durable fabricated steel side eject cutting deck producing excellent airflow and even clipping dispersal.

Ideal for applications including:

- Professional grounds maintenance
- Larger areas
- Parks and sports facilities
- Large residential
- Holiday parks

Z560X



Commercial-grade, zero-turn mower with high cutting capacity and great manoeuvrability, for efficient mowing of large areas. The 152cm fabricated steel deck produces an excellent cut quality, while the durable design and easy maintenance make for a long and trouble-free product life.

- Commercial-grade large capacity 2-cylinder Briggs and Stratton Vanguard engine.
- HydroGear ZT5400 commercial transmission with high ground speed (19.3km/h).
- Easily accessible service points with an open design for fast and easy access improving serviceability. Tool-less access on all belt covers.
- Heavy duty 11 gauge steel tubular 2" x 3" frame with frame ramp for maximised strength and durability, increasing lifespan.
- Heavy duty and high performance 152cm side eject deck fabricated from 7 gauge steel for maximum performance and durability. Features rear mount support struts which increase durability by reducing stress on the mower frame.
- 10" cast blade spindles for increased strength and operating lifetime.
- Mulch kit including blades available as an accessory.
- Ergonomically designed operator interface with all controls within easy reach. Interface features LED lit fuel gauges.
- High specification suspension seat with bolstered cushions.
- Foot operated deck adjustment with easily visible scale.
- Foldable roll-over protection system.
- Dual fuel tanks - 45 litre total capacity.
- Heavy duty 13" run flat free front tyres.
- Integrated parking brake.

Engine	Engine size / Power	Transmission	Cutting width
Vanguard V-Twin	810cm ³ / 17.3kW	Hydrostatic	152cm
Model	Order PNC	RRP ex VAT	RRP inc VAT
Z560X	967 66 97-02		
Collection system	967 32 26-01		
BioClip® kit (Mulch)	966 44 47-01		
Blades (standard)	592 89 49-01		



TECHNICAL SPECIFICATIONS

	Z242F	Z560X
RECOMMENDATION CHART		
Large-sized residential gardens / commercial use	○○○	●●●
Medium / large-sized residential gardens	●●○	●●○
Small / medium-sized residential gardens	●●●	●○○
Small-sized residential gardens	●●●	●○○
TECHNICAL SPECIFICATIONS		
Engine manufacturer	Briggs & Stratton	Briggs & Stratton
Engine name	Endurance V-Twin	Vanguard V-Twin
Net power at preset rpm, kW	14.9@3200	17.3@2900
Fuel tank volume, litres	13.3	45.4
Transmission type	EZT Integrated	ZT 5400
Transmission manufacturer	Hydro-Gear	Hydro-Gear
Pump displacement, cm ³	10	16
Speed forward, min-max, km/h	0-10.5	0-19.3
Speed reverse, min-max, km/h	0-4.8	0-9.6
Cutting methods	Collection / Mulch / Side ejection	Mulch / Side ejection
Cutting width, cm	107	152
Cutting height, min-max, mm	38 - 102	25 - 127
Cutting deck type / gauge	ClearCut™ / 3.6mm (10 gauge)	Fabricated / 4.5mm (7 gauge)
Blade spindle type	Cast iron	Cast iron
Blade engagement	Electromagnetic clutch	Electromagnetic clutch
Seat type	15" high back	Professional, suspension
Tire size, front, inch	11 × 6 - 5	13 × 6.5 - 6 (Flat Free)
Tire size, rear, inch	18 × 8.5 - 8	24 × 12 - 12
FEATURES		
Adjustable sliding seat	●	●
ClearCut™	●	—
Integrated parking brake	●	●
Hour meter with service minder	●	●
Reinforced cutting deck	●	●
Water hose connection	●	—
CUTTING SYSTEMS		
BioClip® kit (Mulch) accessory	(●)	(●)
Collector accessory	(●)	(●)

● = Available (●) = Accessory — = Not available





A PERFECT MATCH FOR YOUR LAWN

All our lawn mowers are designed to give the highest performance and efficiency with thoughtful ergonomic solutions. They have high-specification and easy-starting engines as well as durable cutting decks, delivering first class cutting results every time. So no matter what Husqvarna model you choose, you can expect a mower that's robust, reliable and one that delivers the results for a healthy, well kept lawn.



WHAT YOU GET AND HOW WE DO IT



CONVENIENT HANDLING

The intuitive controls, easy to reach bail arms and ergonomically designed collectors are details that make our lawn mowers easy and convenient to use.



HEALTHY LAWNS

BioClip® – mulching can help to release nutrients like nitrogen into the soil that are beneficial for growth and overall lawn health, preventing weed growth.



QUIET AND CORDLESS

Our battery-powered mowers enables quiet, efficient collector mowing without the need for petrol or power cords. Ideal for a smaller or mid-sized lawn.



EASY STARTING

Husqvarna petrol lawn mowers are easy to start. Some have features like auto-choke. The battery mowers are even easier – just unlock and push down the bail arm!



VARIABLE SPEED

The variable speed function allows you to adjust the drive speed of the machine to suit your own walking speed.





LAWN MOWERS



Variable speed control



Our battery-powered mowers enable quiet, efficient mowing without the need for petrol. With a wide range designed for small to large lawns and domestic to professional use.



Top class collection performance and easy to handle collector for convenient removal, emptying and replacement

Handle height adjustment for improved user comfort

High-specification engines from world-leading manufacturers



Central cutting height adjustment for easy and convenient setting



CARE

Find out more on page 267



GET THE HUSQVARNA CONNECT APP!

Stay connected with your products direct from your smartphone. Access user guides for a smoother start and maintenance, troubleshooting tips & how-to guides, product specific lists for spare parts and relevant accessories. Use the to dealer locator to add your favoured dealer with directions, contact information and opening hours.

Additional functions for connected lawn mowers:

- Runtime statistics and usage data
- Notifications for maintenance and troubleshooting
- Predictions for remaining battery runtime

For more details visit www.husqvarna.com/uk





SIZE AND COMPLEXITY OF YOUR LAWN

The larger lawn you have, the more you will benefit from a self-propelled mower with a wider cutting deck. A mower with smaller cutting deck and variable speed provides better manoeuvrability if your lawn has many narrow passages and obstacles to mow around.

HOW TO START

Want effortless starting, a battery mower is the natural choice – just push the button.

STORAGE AND TRANSPORT

Do you plan to transport your mower? Then you should consider a compact, lightweight mower with foldable handles.



WHY CHOOSE A HUSQVARNA BATTERY MOWER?

Husqvarna battery-powered lawn mowers are quiet, efficient collecting mowers that are extremely easy to use. Ideal for mid-sized lawns or for trimming areas that a robotic mower or ride-on mower can't reach. Powered by the same BLi batteries as all Husqvarna Battery Series products.



COLLECTING OR MULCHING

If you prefer a tidy cutting result and want to collect grass clippings, we recommend a mower equipped with collector. However, a mower with BioClip® (mulching) function provides a more healthy lawn without need for fertilising or emptying the collector, provided that you mow frequently enough.

DURABLE COMPOSITE DECK

















The cutting deck on the 200 and 300 series is made from a composite material developed specifically for Husqvarna. It is extremely durable, lightweight, corrosion resistant, doesn't crack and withstands dents and sun bleaching. In short, virtually indestructible.





PRODUCT USE GUIDE





Use this guide to help you select the best product for your needs.

TYPE OF USE	MODEL	POWER SOURCE	CUTTING WIDTH	PRODUCT TYPE	DRIVE SYSTEM
 OCCASIONAL USE (DOMESTIC / HOMEOWNER)	64	Manual	40cm	Cylinder	Push
	LC 137i		37cm	Wheeled	Push
	LC 140SP	Petrol	40cm	Wheeled	Self-propelled
	LC 142i		42cm	Wheeled	Push
	LC 142iS		42cm	Wheeled	Single speed self-propelled
	LB 146i		46cm	Wheeled	Push
	LB 146	Petrol	46cm	Wheeled	Push
	LC 151S	Petrol	51cm	Wheeled	Self-propelled
 DEMANDING OCCASIONAL USE (DOMESTIC / HOMEOWNER)	LC 247	Petrol	47cm	Wheeled	Push
	LC 247i		47cm	Wheeled	Push
	LC 247S	Petrol	47cm	Wheeled	Self-propelled
 FREQUENT USE (DEMANDING DOMESTIC / LANDOWNER)	LC 347V	Petrol	47cm	Wheeled	Variable speed self-propelled
	LC 347iVX		47cm	Wheeled	Variable speed self-propelled
	LC 353V	Petrol	53cm	Wheeled	Variable speed self-propelled
	LC 353iVX		53cm	Wheeled	Variable speed self-propelled
 PART-TIME USE (LANDOWNER / LANDSCAPER)	LB 442i		42cm	Wheeled	Push
	LB 448i		48cm	Wheeled	Push
 FULL-TIME USE (PROFESSIONAL)	LC 551SP	Petrol	51cm	Wheeled	Self-propelled
	LC 551iV		51cm	Wheeled	Variable speed self-propelled
	LC 551VBP	Petrol	51cm	Wheeled	Variable speed self-propelled
	LC 553iV		53cm	Wheeled	Variable speed self-propelled
	GX 560	Petrol	50.5cm	Hover	Push
	LB 548i		48cm	Wheeled	Push
	KLIPPO LB 548S e	Petrol	48cm	Wheeled	Self-propelled
	KLIPPO LB 553S e	Petrol	53cm	Wheeled	Self-propelled

The product selector is only to be used as a guide. Please visit your local Authorised Husqvarna dealer for more information.

* - Mulch kit is available as an accessory. ** - Collector is available as an accessory. ● Optimised solution (guideline only) ○ Capable solution but not optimal (guideline only)



	CUTTING SYSTEM			RECOMMENDED LAWN AREA				PAGE
	COLLECTION	REAR EJECT	MULCH					
				SMALL	MEDIUM	LARGE	PROFESSIONAL GROUNDS MAINTENANCE	
	● **	●		●				236
	●	●	● *	●				236
	●	●		●				236
	●	●	● *	●				237
	●	●	● *	●				237
			●	●	●			238
			●	●				238
	●	●		●	●			239
	●	●	● *	●	●			240
	●	●	● *	●	●			240
	●	●	● *	●	●			241
	●	●	● *	●	●			242
	●	●	● *	●	●			242
	●	●	● *		●	●		243
	●	●	● *		●	●		243
			●	●	●		○	246
			●	●	●	○	○	246
	●	●	● *		●	●	●	244
	●	●	● *		●	●	●	245
	●	●	● *		●	●	●	244
			●		●	●	●	245
			●	●	●		●	247
			●	●	●	○	●	246
			●	●	●	○	●	247
			●	●	●	●	●	247





OCCASIONAL USE



A range of easy to use lawn mowers designed for domestic use on smaller lawns. A choice of manual, petrol and battery power to suit a wide range of requirements. Featuring lightweight and durable decks with optimised design for easy manoeuvrability and excellent collection performance. A choice of push, single speed, variable speed self-propelled and adjustable height handles to suit the needs of any user.

Ideal for applications including:

- Domestic use
- Small lawns

64



High quality manual cylinder mower designed for domestic use on small lawns. Ideal for areas without a power source.

- Rear eject
- Collector available as accessory
- Hardened reel and bed knife
- Infinite height adjustment

Engine	Cutting Width	Cutting Height	Drive
N/A	40cm	12 - 55mm	Push
Weight	Order PNC	RRP ex VAT	RRP inc VAT
64	964 95 40-02		
Grass Collector	964 90 10-30		

LC 137i

UPDATED



Compact battery-powered lawn mower for domestic use. Low noise and very easy to use. Shared battery system with handheld products for maximum flexibility.

- Collect / BioClip® / rear eject
- Plastic deck
- PowerBoost and savE™
- Adjustable, folding handles
- 40 litre canvas collector
- Kit includes B140 and C80

Voltage	Cutting Width	Cutting Height	Drive
36V Li-ion	37cm	25 - 75mm	Push
Model	Order PNC	RRP ex VAT	RRP inc VAT
LC 137i Unit Only	970 50 09-01		
LC 137i Kit	970 50 09-04		

LC 140SP



Easy to use self-propelled petrol mower designed for domestic use. Robust steel cutting deck and compact design.

- Collect / rear eject
- Steel deck
- Adjustable, folding handles
- Central height adjustment
- 50 litre canvas collector
- Auto-choke

Engine	Cutting Width	Cutting Height	Drive
Husqvarna 123cm ³	40cm	25 - 75mm	Single speed
Weight	Order PNC	RRP ex VAT	RRP inc VAT
26.5kg	970 48 82-01		



LC 142i

NEW

Li-ion 36V



Battery-powered lawn mower for domestic use. Low noise and very easy to use. Shared battery system with handheld products for maximum flexibility.

- Collect / BioClip® / rear eject
- Keypad with savE™
- 50 litre canvas collector
- PowerBoost
- Adjustable, folding handles
- Kit includes B140 and C80

Voltage	Cutting Width	Cutting Height	Drive
36V Li-ion	42cm	25 - 75mm	Push
Model	Order PNC	RRP ex VAT	RRP inc VAT
LC 142i Unit Only	970 54 18-01		
LC 142i Kit	970 54 18-04		

LC 142iS

NEW

Li-ion 36V



Battery-powered variable speed self-propelled lawn mower for domestic use. Highly efficient low noise brushless motors for maximum run time.

- Collect / BioClip® / rear eject
- Keypad with savE™
- 50 litre canvas collector
- PowerBoost
- Adjustable, folding handles
- Kit 1 incl. B140 & C80, Kit 2 incl. 2 x B140 & C80

Voltage	Cutting Width	Cutting Height	Drive
36V Li-ion	42cm	25 - 75mm	Variable Speed
Model	Order PNC	RRP ex VAT	RRP inc VAT
LC 142iS Unit Only	970 54 19-01		
LC 142iS Kit 1	970 54 19-02		
LC 142iS Kit 2	970 54 19-03		

MULCH KITS

Model	LC 137i	LC 142i/iS	LC 151S
Blade size	37cm	41cm	41cm
PNC	599 83 12-01	589 22 27-01	582 87 28-01
Ex VAT			
Inc VAT			

REPLACEMENT BLADES

Model	LC 137i	LC 140SP
Blade type	Collection	
PNC	529 44 17-10	587 38 63-10
Blade type	Mulch	
PNC	529 44 16-10	-

Model	LB 146i
Blade type	Collection
PNC	-
Blade type	Mulch
PNC	594 70 22-10

Model	LC 142i/iS	LC 151S
Blade type	Collection	
PNC	534 97 55-01	598 56 26-01
Blade type	Mulch	
PNC	534 97 56-01	597 68 39-01



Locate your nearest dealer

Visit: www.husqvarna.com/uk/dealer-locator





OCCASIONAL USE



A range of easy to use lawn mowers designed for domestic use on smaller lawns. A choice of manual, petrol and battery power to suit a wide range of requirements. Featuring lightweight and durable decks with optimised design for easy manoeuvrability and excellent collection performance. A choice of push, single speed, variable speed self-propelled and adjustable height handles to suit the needs of any user.

Ideal for applications including:

- Domestic use
- Small lawns

LB 146

NEW



Petrol mulch lawn mower for domestic use.

- BioClip® (mulch)
- Adjustable, folding handles
- Auto-choke
- Plastic deck
- Two point cutting height adjustment

Engine	Cutting Width	Cutting Height	Drive
HS 139A	46cm	35 - 70mm	Push
Weight	Order PNC	RRP ex VAT	RRP inc VAT
22kg	970 54 09-01		

LB 146i

Li-ion 36V



Battery-powered mulch lawn mower for domestic use. Very easy to use with dual BLi integrated battery slots and automatic switch over.

- BioClip® (mulch)
- PowerBoost
- Folding handles
- Composite deck
- Keypad with savE™

Voltage	Cutting Width	Cutting Height	Drive
36V Li-ion	46cm	35 - 70mm	Push
Model	Order PNC	RRP ex VAT	RRP inc VAT
LB 146i Unit Only	967 86 21-03		
Unit + B140 & QC250 (recommended)			



LC 151S

NEW



Easy to use self-propelled petrol mower designed for domestic use. Ideal for medium to large sized lawns. Robust steel cutting deck and reliable, easy to start Husqvarna engine.

- Collect / BioClip® / rear eject
- Adjustable, folding handles
- 65 litre canvas collector
- Steel deck
- Central height adjustment

Engine	Cutting Width	Cutting Height	Drive
Husqvarna	51cm	25 - 75mm	Single speed
Weight	Order PNC	RRP ex VAT	RRP inc VAT
31.6kg	970 48 84-01		

MULCH KITS

Model	LC 137i	LC 142i/iS	LC 151S
Blade size	37cm	41cm	41cm
PNC	599 83 12-01	589 22 27-01	582 87 28-01
Ex VAT			
Inc VAT			

REPLACEMENT BLADES

Model	LC 137i	LC 140SP
Blade type	Collection	
PNC	529 44 17-10	587 38 63-10
Blade type	Mulch	
PNC	529 44 16-10	-

Model	LB 146i
Blade type	Collection
PNC	-
Blade type	Mulch
PNC	594 70 22-10

Model	LC 142i/iS	LC 151S
Blade type	Collection	
PNC	534 97 55-01	598 56 26-01
Blade type	Mulch	
PNC	534 97 56-01	597 68 39-01



Locate your nearest dealer

Visit: www.husqvarna.com/uk/dealer-locator



DEMANDING OCCASIONAL USE



Petrol and battery lawn mowers designed for more demanding domestic use on medium and larger lawns. Featuring lightweight and durable composite decks with optimised design for easy manoeuvrability and excellent collection performance. All models feature central height adjustment and adjustable height handles to suit the needs of any user. For increased area capacity the battery version features dual battery slots which allows the use of any combination of one or two BLi batteries, the mower automatically switches to the second battery when the first is empty

Ideal for applications including:

- Demanding domestic use
- Medium to large lawns

LC 247

UPDATED



Petrol lawn mower for demanding domestic use. Composite deck and excellent collection performance.

- Collect / BioClip® / rear eject
- Adjustable, folding handles
- 55 litre canvas collector
- Composite deck
- Central height adjustment
- Auto-choke

Engine	Cutting Width	Cutting Height	Drive
HS 139A	47cm	20 - 75mm	Push
Weight	Order PNC	RRP ex VAT	RRP inc VAT
27.5kg	970 54 11-01		

LC 247i

NEW

Li-ion 36V



Battery-powered push lawn mower for medium sized lawns. Dual BLi integrated battery slots with automatic switch over and brushless motor.

- Collect / BioClip® / rear eject
- Keypad with savE™
- 55 litre canvas collector
- Composite deck
- Adjustable, folding handles

Voltage	Cutting Width	Cutting Height	Drive
36V Li-ion	47cm	20 - 75mm	Push
Model	Order PNC	RRP ex VAT	RRP inc VAT
LC 247i Unit only	970 54 20-01		





LC 247S

UPDATED



Self-propelled petrol lawn mower for demanding domestic use. Composite deck and excellent collection performance.

- Collect / BioClip® / rear eject
- Adjustable, folding handles
- 55 litre canvas collector
- Composite deck
- Central height adjustment
- Auto-choke

Engine	Cutting Width	Cutting Height	Drive
HS 139A	47cm	20 - 75mm	Single speed
Weight	Order PNC	RRP ex VAT	RRP inc VAT
29.5kg	970 54 12-01		

LC 253S

UPDATED



Easy start self-propelled petrol lawn mower for demanding domestic use on larger areas. Composite deck and excellent collection performance.

- Collect / BioClip® / rear eject
- Adjustable, folding handles
- 60 litre canvas collector
- Composite deck
- Central height adjustment
- Auto-choke

Engine	Cutting Width	Cutting Height	Drive
HS 166A	53cm	20 - 75mm	Single speed
Weight	Order PNC	RRP ex VAT	RRP inc VAT
31.5kg	970 54 15-01		

MULCH KITS

Model	LC 247 / i / S	LC 253S
Blade size	47cm	53cm
PNC	589 21 48-01	582 68 06-01
Ex VAT		
Inc VAT		

REPLACEMENT BLADES

Model	LC 247 / i / S	LC 253S
Blade type	Collection	
PNC	588 27 55-10	579 79 72-10
Blade type	Mulch (Combi)	
PNC	588 27 57-10	588 90 39-10



Locate your nearest dealer

Visit: www.husqvarna.com/uk/dealer-locator

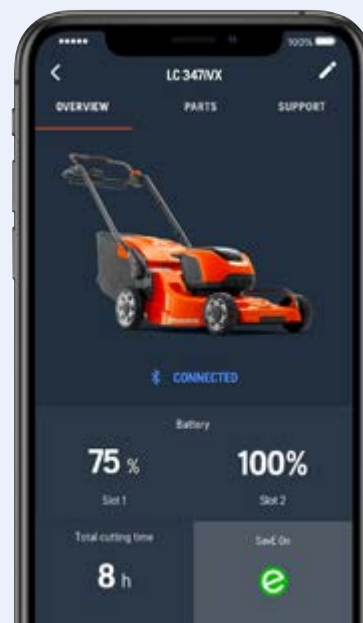
HUSQVARNA RECOMMEND

Power 4 Fuel. Pages 290 -291



HUSQVARNA CONNECT APP

Stay connected to your battery lawn mower direct from your smartphone. Available from App Store and Google Play.





FREQUENT USE



Petrol and battery lawn mowers designed for frequent domestic and landowner use on medium and larger lawns. Featuring lightweight and durable composite decks with optimised design for easy manoeuvrability and excellent collection performance. All models feature central height adjustment and adjustable height handles to suit the needs of any user. Additional 300 series features include variable speed self-drive and premium engines on the petrol powered models. For increased area capacity the battery version features dual battery slots which allows the use of any combination of one or two BLi batteries, the mower automatically switches to the second battery when the first is empty.

Ideal for applications including:

- **Frequent domestic use**
- **Landowner use**
- **Medium to large lawns**

LC 347V

UPDATED



Easy start variable speed self-propelled petrol lawn mower for frequent domestic use. Composite deck and excellent collection performance.

- Collect / BioClip® / rear eject
- Adjustable, folding handles
- 55 litre canvas collector
- Composite deck
- Central height adjustment
- Auto-choke

Engine	Cutting Width	Cutting Height	Drive
HS 166A	47cm	20 - 75mm	Variable speed
Weight	Order PNC	RRP ex VAT	RRP inc VAT
30.5kg	970 54 13-01		

LC 347iVX

Li-ion 36V







Battery-powered lawn mower with digital speed control and brushless motors. Dual BLi integrated battery slots with automatic switch over and Husqvarna Connect.

- Collect / BioClip® / rear eject
- Keypad with savE™
- 55 litre canvas collector
- Composite deck
- Adjustable, folding handles

Voltage	Cutting Width	Cutting Height	Drive
36V Li-ion	47cm	20 - 75mm	Variable speed
Model	Order PNC	RRP ex VAT	RRP inc VAT
LC 347iVX Unit Only	967 86 23-01		

WORKING TIME ON ONE CHARGE

LC 347iVX

Battery Model	Working Time
 40-B140	15 min
 BLi30	25 min
 BLi200	20 min
 BLi300	40 min

Working time shown is with a single battery.



LC 353V

UPDATED



Easy start variable speed self-propelled petrol lawn mower for frequent domestic use on larger areas. Composite deck and excellent collection performance.

- Collect / BioClip® / rear eject
- Adjustable, folding handles
- 60 litre canvas collector
- Composite deck
- Central height adjustment
- Auto-choke

Engine	Cutting Width	Cutting Height	Drive
HS 166A	53cm	20 - 75mm	Variable speed
Weight	Order PNC	RRP ex VAT	RRP inc VAT
32kg	970 54 16-01		

LC 353iVX

Li-ion 36V



High capacity battery-powered lawn mower with digital speed control and brushless motors. Dual BLi integrated battery slots with automatic switch over.

- Collect / BioClip® / rear eject
- Keypad with savE™
- 60 litre canvas collector
- Composite deck
- Adjustable, folding handles
- Husqvarna Connect

Voltage	Cutting Width	Cutting Height	Drive
36V Li-ion	53cm	20 - 75mm	Variable speed
Model	Order PNC	RRP ex VAT	RRP inc VAT

LC 353iVX Unit only 967 86 20-01

WORKING TIME ON ONE CHARGE

LC 353iVX



	40-B140	15 min
	BLi30	25 min
	BLi200	20 min
	BLi300	35 min

Working time shown is with a single battery.

MULCH KITS

Model	LC 347V	LC 347iVX
Blade size	47cm	47cm
PNC	589 21 48-01	590 79 09-01
Ex VAT		
Inc VAT		

Model	LC 353V	LC 353iVX
Blade size	53cm	53cm
PNC	582 68 06-01	595 00 11-01
Ex VAT		
Inc VAT		

REPLACEMENT BLADES

Model	LC 347V / iVX	LC 353V	LC 353iVX
Blade type	Collection		
PNC	590 59 34-10	579 79 72-10	594 07 57-10
Blade type	Mulch (Combi)		
PNC	588 27 57-10	588 90 39-10	595 00 72-10



Locate your nearest dealer

Visit: www.husqvarna.com/uk/dealer-locator

HAVE YOU CONSIDERED?

The Husqvarna Automower® range.

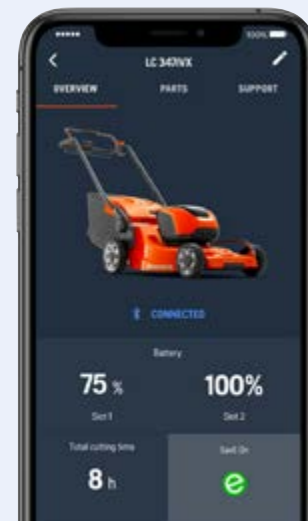
Page 146



HUSQVARNA CONNECT APP

Stay connected to your battery lawn mower direct from your smartphone.

Available from App Store and Google Play.



**PART-TIME / FULL-TIME USE**

Petrol and battery collection lawn mowers designed for part-time and full-time professional use on medium and larger areas in the most demanding conditions. Featuring commercial grade components and high specification engines or motors that deliver outstanding performance, durability and reliability no matter what the application. Additional 400 / 500 series features include highly durable cast aluminium cutting decks, cast aluminium rims (500 series) and commercial specification engines on the petrol powered models. For increased area capacity the battery version features dual battery slots which allows the use of any combination of one or two BLi batteries, with auto switch. For maximum area coverage the backpack battery can also be used when fitted to machine mounted carrier accessory.

Ideal for applications including:

- **Municipality**
- **Grounds maintenance**
- **Parks and public spaces**
- **Sports fields**

LC 551SP

High performance fully professional self-propelled petrol lawn mower designed for full-time use. Aluminium deck and excellent collection performance.

- Collect / BioClip® / rear eject
- Adjustable, folding handles
- 65 litre canvas collector
- Cast aluminium deck / wheels
- Central height adjustment
- Vibration level 4.5m/s²

Engine	Cutting Width	Cutting Height	Drive
Kawasaki FJ180KAI	51cm	26 - 74mm	Single speed
Weight	Order PNC	RRP ex VAT	RRP inc VAT
500kg	967 34 32-02		

LC 551VBP

High performance fully professional variable speed self-propelled petrol lawn mower designed for full-time use. Blade brake clutch and aluminium deck.

- Collect / BioClip® / rear eject
- Blade brake clutch
- 65 litre canvas collector
- Cast aluminium deck / wheels
- Adjustable, folding handles
- Vibration level 4.5m/s²

Engine	Cutting Width	Cutting Height	Drive
Kawasaki FJ180KAI	51cm	26 - 74mm	Variable speed
Weight	Order PNC	RRP ex VAT	RRP inc VAT
530kg	967 09 96-02		





LC 551iV **Li-ion 36V**



High performance fully professional self-propelled battery lawn mower designed for full-time use. Digital control, user interface and Fleet Services™ compatible.

- Collect / BioClip® / rear eject
- Adjustable, folding handles
- 65 litre canvas collector
- Cast aluminium deck / wheels
- Integrated or backpack battery
- Vibration level 0.3m/s²

Voltage	Cutting Width	Cutting Height	Drive
36V Li-ion	51cm	26 - 74mm	Variable speed
Model	Order PNC	RRP ex VAT	RRP inc VAT
LC 551iV Unit only	967 97 72-01		
Unit + BLi300 & QC500 (recommended)			

WORKING TIME ON ONE CHARGE **LC 551iV**

Battery Model	Working Time
BLi200	15 min
BLi300	30 min
BLi950X	1 h 35 min

Working time shown is with a single battery.

LB 553iV **NEW** **Li-ion 36V**



High performance fully professional self-propelled battery lawn mower designed for full-time use. Robust aluminium deck ideal for mid to large areas.

- BioClip®
- Adjustable handle
- Mulching blade
- Cast aluminium deck
- Integrated or backpack battery
- Vibration level 1.3m/s²

Voltage	Cutting Width	Cutting Height	Drive
36V Li-ion	53cm	28 - 65mm	Variable speed
Model	Order PNC	RRP ex VAT	RRP inc VAT
38kg	970 52 57-01		

MULCH KITS

Model	LC 451S / 551SP	LC 551iV	LC 551iVBP
Blade size	51cm	51cm	51cm
PNC	589 21 49-02	597 41 37-01	589 81 75-02
Ex VAT			
Inc VAT			

REPLACEMENT BLADES

Model	LC 451S / 551SP	LC 551iV	LC 551iVBP
Blade type	Collection		
PNC	587 59 08-10	587 59 08-10	597 46 63-10
Blade type	Mulch		
PNC	504 11 33-20	502 88 13-10	295 67 32-20

Locate your nearest dealer
Visit: www.husqvarna.com/uk/dealer-locator

HUSQVARNA RECOMMEND

4-stroke fuel, oil and lubricants optimised for your Husqvarna lawn mower. Pages 290 - 291



DID YOU KNOW?

The BLi carrier attachment allows the BLi backpack batteries to power the LC 551iV for extended runtime.



Model	Order PNC	RRP ex VAT	RRP inc VAT
BLi Backpack Carrier	597 84 87-01		



PART-TIME / FULL-TIME USE



Petrol and battery mulch lawn mowers designed for part-time and full-time professional use on medium and larger areas in the most demanding conditions. Featuring commercial grade components and high specification engines or motors that deliver outstanding performance, durability and reliability no matter what the application. 400 / 500 series features include highly durable cast aluminium cutting decks and commercial specification engines on the petrol powered models. For increased area capacity the battery versions features dual battery slots which allows the use of any combination of one or two BLi batteries, with auto switch. For maximum area coverage the backpack battery can also be used when fitted to machine mounted carrier accessory (LB 548i).

Ideal for applications including:

- **Municipality**
- **Grounds maintenance**
- **Parks and public spaces**
- **Sports fields**

LB 442i

Li-ion 36V



Compact battery mulch mower designed for semi-professional use, ideal in complex smaller areas. Features user interface with PowerBoost and saveE™ modes. Fleet Services™ compatible.

- BioClip® (mulch)
- Adjustable handle
- 2 integrated battery slots
- Cast aluminium deck
- Central height adjustment
- Vibration level 0.3m/s²

Voltage	Cutting Width	Cutting Height	Drive
36V Li-ion	42cm	34 - 55mm	Push
Model	Order PNC	RRP ex VAT	RRP inc VAT

LB 442i Unit only 970 48 23-01
Unit + BLi300 & QC500 (recommended)

LB 448i

Li-ion 36V



Battery mulch mower designed for semi-professional use, ideal in complex areas. Features user interface with PowerBoost and saveE™ modes. Fleet Services™ compatible.

- BioClip® (mulch)
- Adjustable handle
- 2 integrated battery slots
- Cast aluminium deck
- Central height adjustment
- Vibration level 0.3m/s²

Voltage	Cutting Width	Cutting Height	Drive
36V Li-ion	48cm	30 - 60mm	Push
Model	Order PNC	RRP ex VAT	RRP inc VAT

LB 448i Unit only 970 48 24-01
Unit + BLi300 & QC500 (recommended)

LB 548i

Li-ion 36V



High capacity mulch mower designed for professional use, ideal in complex areas. Features user interface with PowerBoost and saveE™ modes. Fleet Services™ compatible.

- BioClip® (mulch)
- Adjustable handle
- Integrated x2 or backpack battery
- Cast aluminium deck / wheels
- Central height adjustment
- Vibration level 0.3m/s²

Voltage	Cutting Width	Cutting Height	Drive
36V Li-ion	48cm	30 - 60mm	Push
Model	Order PNC	RRP ex VAT	RRP inc VAT

LB 548i Unit only 967 97 73-01
Unit + BLi300 & QC500 (recommended)



KLIPPO LB 548S e



Compact mulch mower designed for professional use, ideal in complex and confined areas. Side adjustable handlebar for optimal flexibility and highly durable cutting deck.

- BioClip® (mulch)
- Adjustable handle
- Front wheel drive
- Cast aluminium deck / wheels
- Central height adjustment
- Vibration level 4.8m/s²

Engine	Cutting Width	Cutting Height	Drive
Honda GCVX-170	48cm	30 - 60mm	Single speed
Weight	Order PNC	RRP ex VAT	RRP inc VAT
32.5kg	970 48 21-02		

KLIPPO LB 553S e



Large capacity mulch mower designed for professional applications, ideal for use in larger areas. Side adjustable handlebar for optimal flexibility and highly durable cutting deck.

- BioClip® (mulch)
- Adjustable handle
- Front wheel drive
- Cast aluminium deck / wheels
- Central height adjustment
- Vibration level 4.1m/s²

Engine	Cutting Width	Cutting Height	Drive
Honda GCVX-170	53cm	27 - 65mm	Single speed
Weight	Order PNC	RRP ex VAT	RRP inc VAT
36.7kg	970 48 22-02		

GX 560



Petrol hover mower designed for professional use. Uses air cushion mowing, ideal in applications that feature difficult ground conditions and slopes up to 45 degrees.

- ABS Deck
- 45° maximum working angle
- Vibration level 3.3m/s²
- Folding handles
- Mow in any direction

Engine	Cutting Width	Cutting Height	Drive
Honda GCV160	50.5cm	10 - 30mm	Push
Weight	Order PNC	RRP ex VAT	RRP inc VAT
18.2kg	964 00 06-02		

WORKING TIME



	LB 442i	LB 448i	LB 548i
--	---------	---------	---------



	BLi200	35 min	25 min	25 min
	BLi300	55 min	45 min	45 min
	BLi950X	–	–	2 h 20 min

Working time shown is with a single battery.

REPLACEMENT BLADES

Model	LB 442i	LB 448i
Blade type	Mulch	
PNC	599 70 71-10	597 46 65-10

Model	LB 548i	LB 548S e	LB 553S e
Blade type	Mulch		
PNC	597 46 65-10	502 88 13-10	295 67 32-20

Model	GX560
Blade type	Mulch
PNC	511 90 04-00



Locate your nearest dealer

Visit: www.husqvarna.com/uk/dealer-locator

DID YOU KNOW?

The BLi carrier attachment allows the BLi backpack batteries to power the LB 548i for extended runtime.



Model	Order PNC	RRP ex VAT	RRP inc VAT
BLi Backpack Carrier	597 84 87-01		



TECHNICAL SPECIFICATIONS

	LC 140SP	LB 146	LC 151S	LC 247	LC 247S	LC 253S	
TECHNICAL SPECIFICATIONS							
Engine manufacturer	Husqvarna	Husqvarna	Husqvarna	Husqvarna	Husqvarna	Husqvarna	
Engine name	HS 123A	HS 139A	HS 166A	HS 139A	HS 139A	HS 166A	
Net power at preset rpm, kW	1.95 @ 3000	2.2 @ 2900	2.7 @ 2800	1.8 @ 2900	1.8 @ 2900	2.4 @ 2800	
Fuel tank volume, litres	0.9	1.0	1.0	0.8	0.8	1.0	
Drive system	Self-propelled, single speed	Push	Self-propelled	Push	Self-propelled, single speed	Self-propelled, single speed	
Drive wheels	Rear	—	Rear	—	Rear	Rear	
Rims, material	Plastic	Plastic	Plastic	Plastic	Plastic	Plastic	
Wheel size, front/rear, mm	152.4/203.2	170/170	203/203	170/210	170/210	190/230	
Speed, km/h	4.0	—	3.6	4.5	4.5	4.0	
Cutting deck material	Steel	ABS	Steel	Composite	Composite	Composite	
Cutting methods	Collection / Rear ejection	BioClip®	Collection / BioClip® / Side ejection	Collection / BioClip® / Rear ejection	Collection / BioClip® / Rear ejection	Collection / BioClip® / Rear ejection	
Cutting width, cm	40.0	46.0	51.0	47.0	47.0	53.0	
Cutting height, min-max, mm	25-75	35-70	25-75	20-75	20-75	20-75	
Cutting height steps	10	3	7	6	6	6	
Blade type	Collect	Mulcher blade	Collect	Collect	Collect	Collect	
Collector type	Hard top with fabric bag	—	Fabric with dust blocker	Fabric with dust blocker	Fabric with dust blocker	Fabric with dust blocker	
Collector volume, litres	50	—	65	55	55	60	
Handle type	Ergonomic	Ergonomic	Ergonomic (bag through)	Ergonomic	Ergonomic	Comfort	
Weight, kg	26.5	22.0	32.3	26.8	27.8	32.0	
FEATURES							
Anti-vibrated handle	—	—	—	—	—	—	
Blade brake clutch	—	—	—	—	—	—	
Central cutting height adjustment	●	●	●	●	●	●	
Double ball-bearing wheels	—	●	●	●	●	●	
Foldable handle	●	●	●	●	●	●	
Handle height adjustment	●	●	●	●	●	●	
ReadyStart™	—	—	—	—	—	●	
Side adjustable handle	—	—	—	—	—	—	

● = Available (●) = Accessory — = Not available





	LC 347V	LC 353V	LC 551SP	LC 551VBP	KLIPPO LB 548S e	KLIPPO LB 553S e	GX 560
	Husqvarna	Husqvarna	Kawasaki	Kawasaki	Honda	Honda	Honda
	HS 166A	HS 166A	FJ180KAI	FJ180KAI	GCVX-170	GCVX-170	GCV160
	2.4@2800	2.4@2800	2.9@2800	2.9@2800	3.3@2900	3.3@2900	3.0@3150
	1.0	1.0	1.9	1.9	0.9	0.9	0.9
	Self-propelled, variable speed	Self-propelled, variable speed	Self-propelled, single speed	Self-propelled, single speed	Self-propelled, single speed	Self-propelled, single speed	Push, hover model
	Rear	Rear	Rear	Rear	Front	Front	—
	Plastic	Plastic	Aluminium	Aluminium	Aluminium	Aluminium	—
	170/210	190/230	210/210	210/210	203/203	203/203	—
	5.0	5.0	4.1	5.0	5.0	4.8	—
	Composite	Composite	Aluminium	Aluminium	Aluminium	Aluminium	ABS plastic
	Collection / BioClip® / Rear ejection	Collection / BioClip® / Rear ejection	Collection / BioClip® / Rear ejection	Collection / BioClip® / Rear ejection	BioClip®	BioClip®	—
	47.0	53.0	51.0	51.0	48.0	53.0	50.5
	20-75	20-75	26-74	26-74	30-60	27-65	10-30
	6	6	6	6	6	5	3
	Collect	Collect	Collect	Collect	Mulch	Mulch	—
	Fabric with dust blocker	Fabric with dust blocker	Fabric with dust blocker	Fabric with dust blocker	—	—	—
	60	60	65	65	—	—	—
	Comfort	Comfort	Ergonomic	Ergonomic	Anti-vibrated	Anti-vibrated	Comfort
	30.0	33.0	50.0	53.0	32.5	36.7	18.2
	—	—	—	—	●	●	—
	—	—	—	●	—	—	—
	●	●	●	●	●	●	—
	●	●	●	●	●	●	—
	●	●	●	●	—	—	●
	●	●	●	●	●	●	—
	●	●	—	●	—	—	—
	—	—	—	—	●	●	—

! ALWAYS USE GENUINE HUSQVARNA LUBRICANTS AND SPARE PARTS FOR YOUR LAWN MOWER

These high quality spare parts and lubricants are developed to facilitate the care and maintenance of your Husqvarna equipment and enable trouble-free operation and storage. We also supply the most frequent service parts for our products. See your owner's manual or consult your Authorised Husqvarna dealer if any uncertainty occurs.

IMPORTANT! Check the oil/lubricant levels before each work shift and top up.

Recommended frequently used parts for lawn mowers:

- Mulch blades
- Standard blades
- Collect blades.
- Engine oil 10 W/30
- Spark plugs
- Air filters and oil filters

Always read your owner's manual or contact your dealer for recommended parts for your machine.



NOMINAL POWER A new machinery directive (2006/42/EC) came into force on January 1, 2010, requiring manufacturers to declare the nominal power of engines, in kilowatts (kW). The power rating of the engines indicated is the average net power output during a normal working situations and meets applicable noise regulations (at specified rpm, see owner manual) of a typical production engine for the engine model measured to SAE standard J1349/ISO 1585. Mass production engines may differ from this value. Actual power output for the engine installed in the final machine will depend on the operating speed, environmental conditions and other variables.



BREAK NEW GROUND IN NO TIME

Designed to take tough treatment, Husqvarna tillers are built to withstand intensive operation over many years. Their comfortable handle system and well-grouped controls make them easy to work with and the anti-clockwise rotation system breaks up soil with ease and efficiency.



WHAT YOU GET AND HOW WE DO IT



EASY MAINTENANCE

The durable and detachable transmission housing with lubrication nipple means reliable operating over many years as well as easy maintenance.



CONVENIENT WORKING POSITION

The ergonomically designed handlebar with soft grip and easy-access controls provides convenient working position.



DEEP-DIGGING OR SURFACE PREPARATION

The helicoiled tines rotate anti-clockwise and break up the soil smoothly even in tough conditions. This solution makes the tillers capable of deep-digging heavy soil as well as preparing the surface for a seedbed.




BUILT TO LAST

All components in our tillers are of the highest quality and thoroughly tested to ensure optimal durability.



ADDED VERSATILITY

The ridger accessory when used with the TF 325 creates ridges when planting potatoes, helping to protect against weeds and daylight.





TILLERS

T300RH COMPACT PRO



Versatile front tine tiller for smaller domestic gardens, flower beds and vegetable plots. Easy to operate and transport thanks to its low weight. Propelled forwards by the front tines.

- Front-tine
- 1 forward gear
- Optional accessories
- Carry Handle
- Foldable handlebar

Engine	Engine size / Power	Working width	Working depth
Honda GX 25	25cm ³ / 0.6kW	28cm	15cm
Weight	Order PNC	RRP ex VAT	RRP inc VAT
12.0kg	967 33 01-01		

TF 325



Front tine tiller designed for domestic and landowner use on larger areas. Powerful engine with reverse gear for easy operation. Propelled forwards by the front tines.

- Front-tine
- 1 forward / 1 reverse gear
- Optional accessories
- Foldable transport wheel
- Foldable handlebar
- Plant guards

Engine	Engine size / Power	Working width	Working depth
B&S CR 750	163cm ³ / 3.3kW	60cm	30cm
Weight	Order PNC	RRP ex VAT	RRP inc VAT
46.0kg	967 10 10-01		

TR 348



Powerful rear-tine tiller for demanding domestic and landowner use. Ideal for densely packed soil and older lawns, features driving large wheels.

- Rear-tine
- 2 forward / 1 reverse gear
- Large chevron tyres
- Self-propelled (wheels)
- Height adjustable handlebar
- Front counterweight

Engine	Engine size / Power	Working width	Working depth
B&S CR 950	208cm ³ / 4.5kW	48cm	15cm
Weight	Order PNC	RRP ex VAT	RRP inc VAT
73.0kg	970 44 86-01		

T300RH EDGER



For trimming lawn edges, creates distinct edges easily with very little effort.

Fits to	Order PNC
T300RH	967 99 16-30
RRP ex VAT	RRP inc VAT

T300RH MOSS RAKE



Easily removes moss from the lawn to promote healthy grass growth.

Fits to	Order PNC
T300RH	967 99 16-15
RRP ex VAT	RRP inc VAT

T300RH RIDGING TOOL



Allows the tiller to be used for creating furrows in beds and borders.

Fits to	Order PNC
T300RH	967 99 16-01
RRP ex VAT	RRP inc VAT

T300RH SCARIFIER



Makes holes in the lawn allowing air, water and fertilizer to penetrate.

Fits to	Order PNC
T300RH	967 99 16-25
RRP ex VAT	RRP inc VAT

T300RH WEEDING TOOL



Easily removes weeds from flower beds and borders.

Fits to	Order PNC
T300RH	967 99 16-02
RRP ex VAT	RRP inc VAT

TF 325 RIDGER



Creates ridges when planting potatoes, helping to protect against weeds and daylight.

Fits to	Order PNC
TF 325	966 54 52-01
RRP ex VAT	RRP inc VAT

Locate your nearest dealer
Visit: www.husqvarna.com/uk/dealer-locator



TECHNICAL SPECIFICATIONS

	T300RH COMPACT PRO	TF 325	TR 348
RECOMMENDATION CHART			
Frequent use – unbroken and overgrown land	○○○	○○○	●●●
Frequent use – easier cultivation, moss clearing and edge trimming	●●●	●○○	○○○
Seldom use – cultivation and ridging	●○○	●●●	○○○
TECHNICAL SPECIFICATIONS			
Engine manufacturer	Honda	Briggs & Stratton	Briggs & Stratton
Engine name	GX25	CR750	CR950
Cylinder displacement, cm ³	25	163	208
Net power at preset rpm, kW	0.6@6500	3.3@3600	4.5@3300
Fuel tank volume, litres	0.58	3.0	3.6
Transmission type	Worm gear / Manual	Chain / Manual	Mechanical
Transmission steps forward	1	1	2
Transmission steps reverse	–	1	1
Tiller type	Front-tine	Front-tine	Rear-tine
Number of tines	4	4	4
Tine diameter, mm	225	320	300
Working width, cm	28	60	48
Working depth, cm	15	30	15
Weight, kg	12	46	73
FEATURES			
Carrying handle	●	–	–
Chevron tyres	–	–	●
Counterweight	–	–	●
Detachable transmission	–	●	–
Drag bar	●	●	●
Driven wheels	–	–	●
Foldable handlebar	●	●	●
Handlebar-mounted gear selection	–	●	●
Plant guards	–	●	–
Reverse gearbox	–	●	●
Tine shield	●	–	–
Transport wheel	–	●	–
Vertically adjustable handlebar	–	●	●
ACCESSORIES AVAILABLE			
Ridger with metal wheels	–	●	–

● = Available (●) = Accessory – = Not available





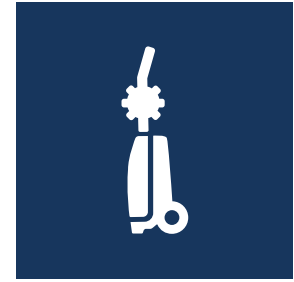
MORE CLEANING WITH LESS WATER



For any cleaning around the home and garden, nature's own cleaning fluid has unexpected powers. With the range of Husqvarna high pressure washers, you will discover that water's washing performance is hard to beat when combined with world-leading technology and engineering. Fresh water should always be used sparingly, and the Husqvarna pressure washer range actually uses about 80% less water to get the job done when compared to a regular hose.



WHAT YOU GET AND HOW WE DO IT



POWERFUL CLEANING

With their high working pressure, adjustable nozzles and smart detergent control, Husqvarna pressure washers deliver maximum cleaning performance with minimal use of water.



EFFICIENT WORK

The spray lance is ergonomically designed and the swivel couplings prevent tangling of the extra-long, flexible high pressure hose. The trigger starts and stops the motor automatically.



GREAT VERSATILITY

Use your Husqvarna pressure washer with surface cleaners, brush kit, extension hose, foam sprayer or any of the many accessories available to make your work easier.



ROBUST DESIGN

All Husqvarna pressure washers are built with high-quality components for a long service life. The larger models have features like induction motor, brass pump head and steel reinforced hose.



FLEXIBLE HIGH-PRESSURE HOSES

Each series is equipped with a high quality, flexible, high pressure hose to prevent tangling. The PW 480 features a steel reinforced high pressure hose with a rubber overlay to ensure durability while retaining its flexibility.





PRESSURE WASHERS



Aluminium telescopic handle

Hose reel for convenient and efficient storage of hose with easy roll-up

The trigger's activation is perfectly adjusted to your fingers. This means less effort and more comfort for your hand, especially during prolonged use.



The spray lance features double swivel functions and quick connections for hose, nozzles and accessories to maximise your efficiency and comfort

Induction motor combines great performance with high durability

Metal pump for increased reliability and lifetime

Long spray lance allows for ergonomic working positions



Aluminium carrying handle

Automatic switch-off shuts down the motor when you release the trigger

Extra-long hose for extended reach and work efficiency

Two nozzles and a foam sprayer are included



On-board cable storage enables fast set-up and prevents the cord from tangling



Find out more on page 267

Not all features shown are available on all models.



OCCASIONAL USE



Compact series of pressure washers with robust and purposeful design, ideal for most cleaning tasks around the home and garden. Two swivel functions for nozzle adjustment and quick connection prevent hassle when setting up and using the pressure washer. Both models feature on-board accessory storage, hose reel and power cord storage making operation and storage easy and efficient. Products are supplied with two nozzles and foam sprayer for applying detergent. The PW 235R features remote pressure adjustment operated from the spray lance allowing the water pressure to be easily set whilst working.

Ideal for applications including:

- Occasional domestic use
- Household and garden cleaning
- Smaller paved areas, decking and pathways
- Smaller vehicles and bicycles

PW 125



Compact and lightweight pressure washer, ideal for easy and convenient cleaning of garden furniture, pathways and vehicles .

- 7m reinforced hose
- Aluminium pump
- Quick Connect couplings
- On board storage

Maximum Pressure	Water flow	Power	Weight
125 bar	320 – 460l/h	1500W	71kg
Model	Order PNC	RRP ex VAT	RRP inc VAT
PW 125	967 67 64-02		

PW 235R



Robust all-round pressure washer with remote control making it easy to set your required pressure while working. Aluminium pump provides long lifetime.

- 8m reinforced hose
- Aluminium pump
- Remote pressure control
- Quick Connect couplings
- On board storage

Maximum Pressure	Water flow	Power	Weight
135 bar	350 – 520l/h	1800W	10.4kg
Model	Order PNC	RRP ex VAT	RRP inc VAT
PW 235R	970 45 74-02		





PART-TIME USE



High specification pressure washers offering the highest levels of performance and product lifetime. Built for the toughest cleaning applications including larger vehicles, driveways and large paved areas. The longer hose lengths allow increased cleaning area coverage without the need to re-position the pressure washer.

Both models feature large wheels and aluminium telescopic handle which makes the products easy to transport and store. High performance induction motors ensure maximum cleaning performance whilst remaining quiet. Products are supplied with two nozzles and PW 350 a foam sprayer for applying detergent.

The PW 480 features pressure control for optimal adjustment and minimum water consumption, as well as an on board detergent tank.

Ideal for applications including:

- Demanding domestic and landowner use
- Larger paved areas, decking and driveways
- Vehicles and machinery

PW 350



Powerful pressure washer designed for demanding jobs. Features low force grip, low noise induction motor and long spray lance.

- 9m reinforced hose
- Aluminium pump
- Aluminium telescopic handle
- Quick Connect couplings
- On board storage
- Low noise induction motor

Maximum Pressure	Water flow	Power	Weight
150 bar	420 – 500l/h	2100W	18.8kg
Model	Order PNC	RRP ex VAT	RRP inc VAT
PW 350	967 67 77-02		

PW 480



High pressure washer with robust design built for the toughest cleaning tasks. Water flow and integrated detergent tank are controlled on the front panel. A brass pump head ensures an outstanding long-term performance.

- 13m steel armed hose
- Brass pump
- Aluminium telescopic handle
- Quick Connect couplings
- On board storage
- Low noise induction motor

Maximum Pressure	Water flow	Power	Weight
180 bar	540 – 610l/h	2900W	27.8kg
Model	Order PNC	RRP ex VAT	RRP inc VAT
PW 480	970 46 83-02		





ACCESSORIES



A range of specialist Husqvarna accessories designed for tackling specific applications, making your pressure washer much more versatile and efficient.

Ideal for applications including:

- **Cleaning hard surfaces, paved areas, decking and driveways**
- **Cleaning vehicles and machinery**
- **Unblocking pipes and guttering**
- **Cleaning delicate surfaces**
- **Water removal**
- **Cleaning solution & detergent application**

SURFACE CLEANER SC 300



SC 300 is a compact rotating splash free cleaner with pressure regulation. It is suitable for cleaning both vertical and horizontal larger surfaces such as patios, driveways, terraces and walls.

Fitment	Order PNC	RRP ex VAT	RRP inc VAT
PW 125 - PW 350	590 65 79-01		

SURFACE CLEANER SC 400



SC 400 is a large rotating splash free cleaner with pressure regulation. Supplied with an extra set of high pressure nozzles for removal of stubborn dirt. It is suitable for cleaning larger surfaces such as patios, driveways, walls and terraces.

Fitment	Order PNC	RRP ex VAT	RRP inc VAT
All models	590 65 78-01		

VEHICLE KIT



Vehicle kit contains a wide fan jet nozzle for a quick and gentle cleaning of sensitive surfaces, an angled nozzle for hard-to-reach areas such as wheel arches, and a wash brush with a squeegee.

Fitment	Order PNC	RRP ex VAT	RRP inc VAT
PW 125 - PW 350	590 66 07-01		

ROTATING BRUSH KIT



Rotating brush kit has three different brushes that can be mounted for soft, hard and difficult to reach surfaces. It has a built in detergent tank with regulation for a perfect dosage.

Fitment	Order PNC	RRP ex VAT	RRP inc VAT
All models	590 66 06-01		

FOAM SPRAYER FS 300



Foam sprayer FS 300 is an efficient and fast covering foam sprayer with long lasting cleaning effect which maximises detergent performance. The FS 300 saves up to 30% cleaning solution compared to a standard foam sprayer.

Fitment	Order PNC	RRP ex VAT	RRP inc VAT
PW 125 - PW 350	590 66 04-01		

ANGLED SPRAY LANCE



Angled spray lance with an integrated nozzle is designed for cleaning hard-to-reach areas such as under chassis, car wheel arches or roof gutters.

Fitment	Order PNC	RRP ex VAT	RRP inc VAT
All models	590 66 11-01		





PRESSURE WASHERS

PIPE CLEANING HOSE - 15M



The flexible self-feeding pipe cleaning hose is perfect when cleaning pipes, blocked drains or rain gutters. The two nozzles included enables efficient cleaning in both small and large diameter pipes.

Fitment	Order PNC	RRP ex VAT	RRP inc VAT
All models	590 66 10-01		

EXTENSION HOSE - 8M



8 metre extension hose with textile reinforcement making it durable and highly flexible, also features quick connection. Hose is designed to increase working area and can be used for pressures up to 150 bar and temperatures up to 65°C.

Fitment	Order PNC	RRP ex VAT	RRP inc VAT
PW 125 - PW 350	590 66 08-01		

SUCTION HOSE - 3M



3 metre suction hose enables to feed water to your high pressure washer from alternative sources such as rain water tanks and barrels. It is recommended to also use a separate water filter (PNC 590 65 93-01) to prevent dirt damaging the pump.

Fitment	Order PNC	RRP ex VAT	RRP inc VAT
All models	590 65 97-01		

WATER FILTER WF 300



Water Filter protects the pump against dirt and debris ingress when using water from an external source such as a rain water tank. It is recommended to be use with Suction hose 3M.

Fitment	Order PNC	RRP ex VAT	RRP inc VAT
All models	590 65 93-01		

WATER SUCTION NOZZLE



Water suction nozzle turns your high pressure washer into a pump for removal of large volumes of unwanted water. Ideal when dealing with excess flood water, emptying ponds or drying up pools on the patio.

Fitment	Order PNC	RRP ex VAT	RRP inc VAT
PW 125 - PW 350	590 66 05-01		

EXTENSION HOSE STEEL ARMED - 10M



10 metre extension hose with steel reinforcement making it robust and highly flexible, also features quick connection. Hose is designed to increase working area and can be used for pressures up to 160 bar and temperatures up to 100°C.

Fitment	Order PNC	RRP ex VAT	RRP inc VAT
All models	590 66 09-01		

BACKFLOW PREVENTER



Backflow preventer is designed to prevent dirty water from washing back into a clean water supply from the high pressure washer.

Fitment	Order PNC	RRP ex VAT	RRP inc VAT
All models	590 65 95-01		

CLEANING SOLUTIONS



Stone & wood cleaner - Highly effective detergent ideal for cleaning pavements, bricks and wood. Also suitable for other cleaning surfaces that endure water. Vehicle cleaner & wax - powerful and gentle detergent primarily designed for washing cars & other type of vehicles with sensitive surfaces. The detergent has a 3-in-1 effect-wash, clean and shine.

Solution	Order PNC	RRP ex VAT	RRP inc VAT
Stone & wood cleaner	590 66 12-01		
Vehicle cleaner & wax	590 66 13-01		





TECHNICAL SPECIFICATIONS

	PW 125	PW 235R	PW 350	PW 480
RECOMMENDATION CHART				
Large-sized residential gardens/ landowner areas	○○○	○○○	○○○	●●○
Medium-sized residential gardens	●○○	●●○	●●●	●●●
Small-sized residential gardens	●●●	●●●	●●●	●●●
Vehicle cleaning	●○○	●●○	●●○	●●●
TECHNICAL SPECIFICATIONS				
Max pressure, bar	125	135	150	180
Operating pressure max, bar	95	105	135	140
Water flow, l/h	320-460	350-520	420-500	540-610
Voltage, V	230	230	230	230
Power rating, W	1500	1800	2100	2900
Max. water inlet temperature, °C	40	40	40	60
Trigger gun vibration level with standard nozzle, m/s ² *	< 2.5 ± 1	< 2.5 ± 1	< 2.5 ± 1	< 2.5 ± 1
Rated current, A	7.4	8.0	9.5	12.6
Guaranteed sound power level LWA, dBA**	87	86	90	89
Max self-priming suction, m	0.5	0.5	1.0	1.0
Power cord length, m	5	5	5	5
Hose length, m	7	8	9	13
Detergent tank volume, l	0.5	0.5	0.5	2.5
Product size (W×L×H), mm	300×315×820	265×275×845	350×325×710	390×350×810
Weight, kg	7.1	10.4	18.8	27.8
FEATURES				
Metal pump	●	●	●	●
Double swivels and quick connect	●	●	●	●
On board storage	●	●	●	●
Rotary nozzle	●	●	●	●
Flat jet nozzle, variable pressure	●	● (fixed)	●	●
Hose reel	●	●	●	●
Foam sprayer	●	●	●	—
Aluminium carrying handle	—	—	●	●
Aluminium telescopic handle	—	—	●	●
Power cord storage with quick release	—	—	●	●
Flexible high-pressure hose	●	●	●	—
Steel reinforced high-pressure hose	—	—	—	●
Induction motor	—	—	●	●
Long spray lance	—	—	●	●
Low force grip	—	—	●	●
Brass pump	—	—	—	●
Pressure control	—	—	—	●
Internal detergent tank	—	—	—	●
Ceramic coated pistons	—	—	—	—
Remote pressure control	—	●	—	—
AVAILABLE ATTACHMENTS				
Angled spray lance	●	●	●	●
Backflow preventer	●	●	●	●
Extension hose steel reinforced 10 m	●	●	●	●
Extension hose textile reinforced 8 m	●	●	●	—
Foam sprayer FS 300	●	●	●	—
O-ring kit	●	●	●	●
Pipe cleaning hose 15 m	●	●	●	●
Rotating brush kit	●	●	●	●
Stone and wood cleaner	●	●	●	●
Suction hose	●	●	●	●
Surface cleaner SC 300	●	●	●	—
Surface cleaner SC 400	●	●	●	●
Vehicle cleaner and wax	●	●	●	●
Vehicle cleaning kit	●	●	●	—
Water filter	●	●	●	●
Water suction nozzle	●	●	●	—

*Hand-arm vibration according to ISO 5349-1 with flat jet nozzle.

**Noise emissions in the environment measured as sound power (LWA) in conformity with EC directive 2000/14/EC. The guaranteed sound power level includes variation in production as well as variation from the test code with 1-3 dB(A).





AN EASIER WAY TO KEEP TRACK OF YOUR EQUIPMENT

Just put a sensor on any piece of equipment and you'll always know where your machines are, how much they've been used, when they need to be serviced or replaced – and much more. If you use our professional robotic mowers, you don't even need to install a sensor. All this updated information – easily accessible from your phone, tablet or laptop – allows you to save a lot of time and money, to develop your business even further.



HOW IT WORKS

The system keeps track of your equipment either through the use of machine sensors or – in the case of our professional robotic mowers – built-in connectivity. The equipment data is transmitted via Bluetooth (for Automower® it's via 2G/3G) and can either be collected in the field via the intuitive Husqvarna Fleet Services™ app, or back in storage via the Husqvarna Fleet Services™ Gateway app. The combination of these apps gives you updated data that's automatically uploaded to the cloud-based account where you can access it from any device if you decide not to continue with the service.

Read more at www.husqvarna.com/uk/services/fleet-services



REDUCE YOUR CO₂ EMISSIONS

Whether you work for a council or a commercial contractor, reducing CO₂ emissions is an important target. The Carbon Footprint Calculator provides you with the data and insights you need to take action – and of course, to report your progress to your stakeholders.



COMPLETE FLEET MANAGEMENT, HOW IT MAKES YOUR WORKDAY EASIER

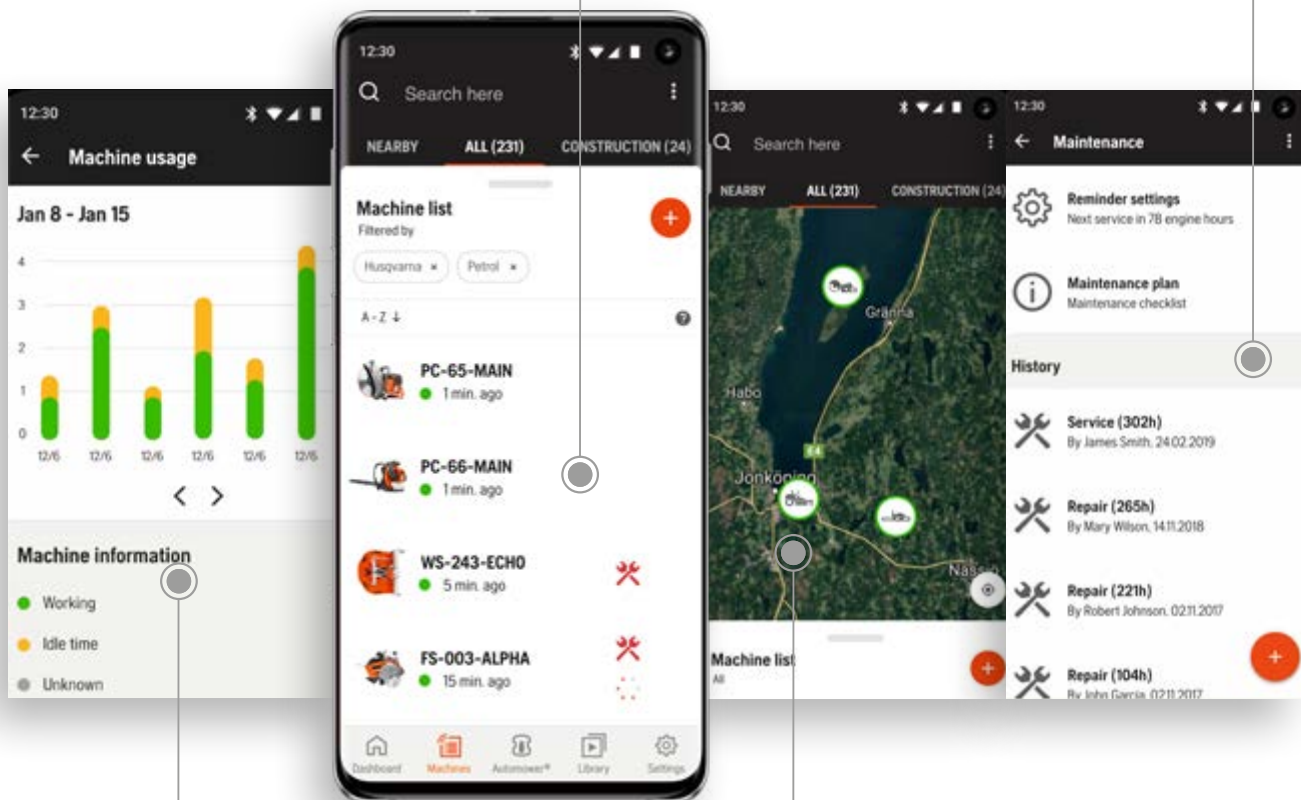
The system keeps track of your equipment through the use of machine sensors. The equipment data is transmitted via Bluetooth and can either be collected in the field via the intuitive Husqvarna Fleet Services™ app, or back in storage via the Husqvarna Fleet Services™ Gateway app. The combination of these apps gives you updated data that's automatically uploaded to the cloud-based account where you can access it from any device

ALL YOUR EQUIPMENT IN ONE PLACE

Don't rely on paperwork. With Husqvarna Fleet Services™, you just check the inventory list, and you know exactly how many machines you have of each type. Give them unique names, and you can easily tell which is which. You can add sensors to all sorts of equipment, even machines from other manufacturers. By using tags, different machines can be categorised for different purposes. This could include "tagging" machines for different locations or to different teams.

SERVICE HISTORY AND NOTIFICATIONS

By using Husqvarna Fleet Services™, you always have access to the service history for each piece of equipment, making it much easier to keep track of its status and troubleshoot in case of a breakdown. You can also get service reminders based on actual engine hours or calendar time, to make sure your equipment is always in great shape.



SEE WHEN AND HOW MUCH YOU'VE USED IT

Since the sensors track the engine hours of every machine, you can easily get an overview with Husqvarna Fleet Services™. You can produce a workday log with detailed information on how many hours they have been used every day.

TRACK THEM ALL ON THE MAP

Always keep track of where you last had your equipment. As soon as a machine with a sensor is within Bluetooth® distance from the app, its location is registered. So whenever you're looking for a machine, you just check the map to find out if it's in the storage, away for service or out working. The tag feature makes it possible to have grouped machines performing specific tasks within specific pre-set geographic locations.

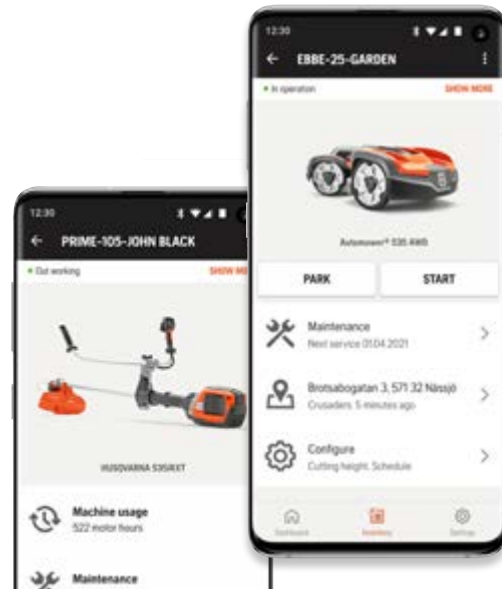




+ INTEGRATED CONNECTIVITY

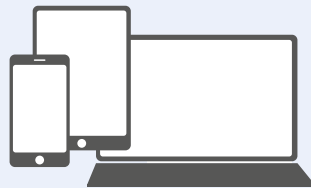
Selected 500 series battery and ride on machines feature a built-in connectivity module allowing easy connection to Husqvarna Fleet Services™. This allows you to see each machine's last known location, its usage statistics and service history – and much more without the need of a machine sensor. This also facilitates updates of the machine's firmware, so that it's always compatible with the latest functions in Husqvarna Fleet Services™.

All 500 Series robotic mowers are supplied as standard with Husqvarna Fleet Services™. With a free 10 year data plan included it gives you the possibility to monitor and control multiple numbers of mowers from your smart phone, tablet or laptop. You can overview your mower's status or exact location and adjust various settings. The digital tool also sends notifications and allows you to track the mower's position in case of theft – from anywhere.



SUBSCRIPTION PLANS

Try Husqvarna Fleet Services™ and find out how it can improve your business. It's easy to get started. Select the plan that best suits the requirements of your business. The system is scalable allowing full integration no matter how small or large your fleet size.



MACHINE SENSOR



The machine sensor allows you to connect all sorts of hand held and wheeled machines. This also includes products from other manufacturers.

Fits to	Order PNC	RRP ex VAT	RRP inc VAT
Machine	584 91 89-05		

MACHINE SENSOR KEY




Specialist tool designed for opening and closing the machine sensor, for instance to change the battery.

Fits to	Order PNC	RRP ex VAT	RRP inc VAT
Machine sensor	585 47 76-01		

FIND OUT MORE POSSIBILITIES

For more information on Husqvarna Fleet Services™ and detailed subscription plans based upon the requirements of your business.

Visit www.husqvarna.com/uk/services/fleet-services





THE PROFESSIONAL WAY TO MANAGE YOUR ROBOTIC MOWERS

When you invest in our 500 Series robotic mowers, you get free access to Husqvarna Fleet Services™ – a digital tool allowing you to easily monitor and control them from your smart phone, tablet or laptop. Just as easy as it should be.

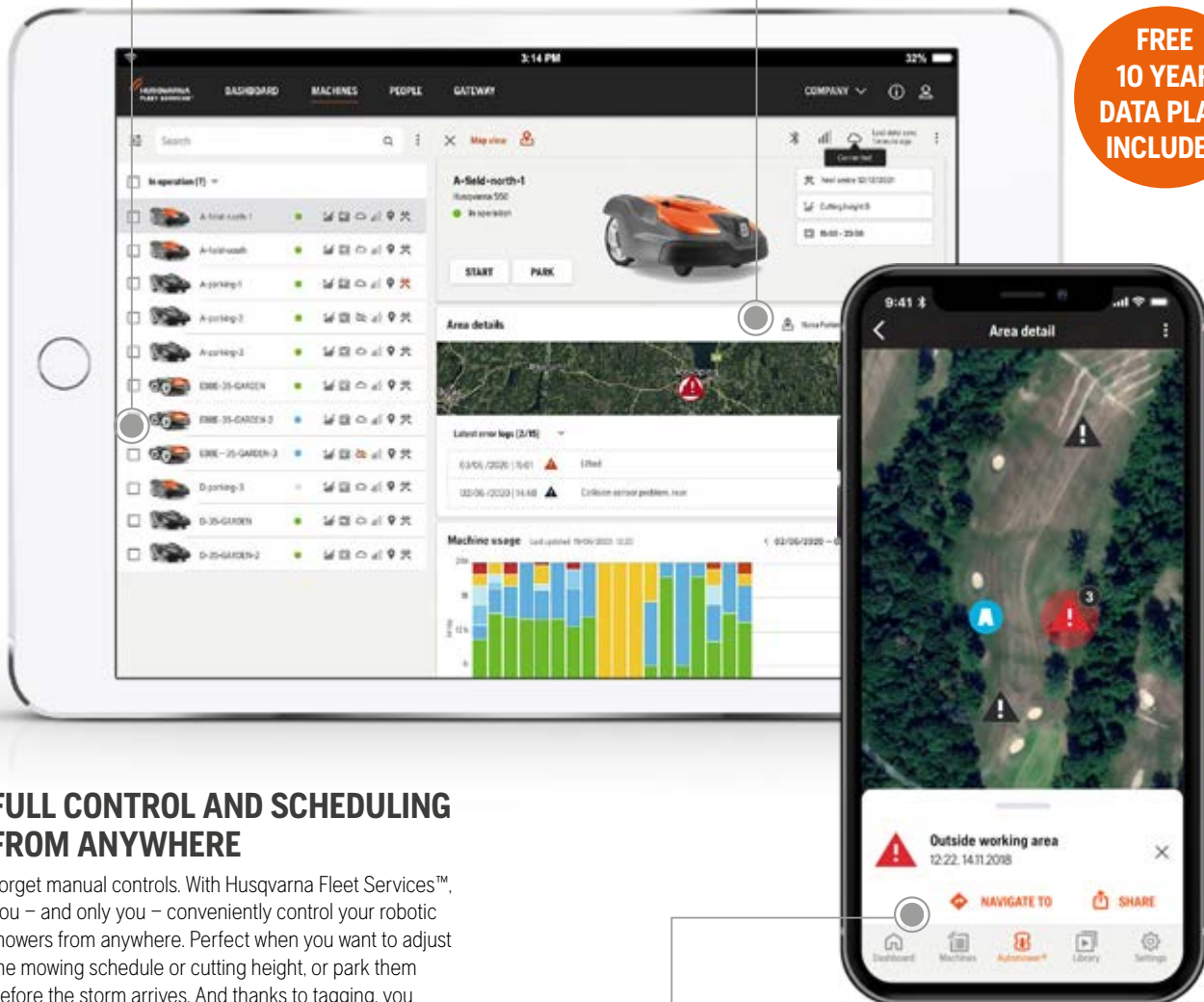
FILTERS THAT MAKE YOUR MOWERS MORE EFFICIENT

Different mowers can be “tagged” to different teams, or to different locations, and then grouped for easier handling. The different user roles can also be tagged with different levels of control.

ALWAYS KEEP TRACK OF THEIR EXACT LOCATIONS

Want an overview of all your robotic mowers? Just check the map view. Thanks to the built-in GPS, you always know the exact location and status of every robotic mower. Use tags to issue commands to all mowers in specific areas for even easier fleet handling.

**FREE
10 YEAR
DATA PLAN
INCLUDED**



FULL CONTROL AND SCHEDULING FROM ANYWHERE

Forget manual controls. With Husqvarna Fleet Services™, you – and only you – conveniently control your robotic mowers from anywhere. Perfect when you want to adjust the mowing schedule or cutting height, or park them before the storm arrives. And thanks to tagging, you can exert exact control over all your mowers, grouping them and issuing batch commands, directly from your smartphone app.

+ ALL YOUR EQUIPMENT IN ONE PLACE

If you want to, you can also connect the rest of your equipment to the system by using Husqvarna Fleet Services™ sensors. [Learn more at www.husqvarna.com/uk/services/fleet-services](http://www.husqvarna.com/uk/services/fleet-services)

OPERATIONAL INSIGHTS

Should anything happen, such as an unexpected standstill for one mower, you'll immediately receive a notification to your phone. Information about where problems occur and how often give you valuable insights to continuously adjust and improve the installation, which ensure a smooth and efficient operation. Through the Automower® Machine usage tab, you can review daily user data for more insights. The information is summarised in an easy and accessible way, helping you make your fleet usage more efficient and productive.





DO THE DAILY CHECKS YOURSELF, LEAVE THE REST TO OUR EXPERTS

With over 300 Authorised Husqvarna dealers in the UK, you're never far from professional service and support using only Genuine Husqvarna spare parts, fuels and lubricants. Our dealers are the experts in keeping your machines running safe, smooth and strong.

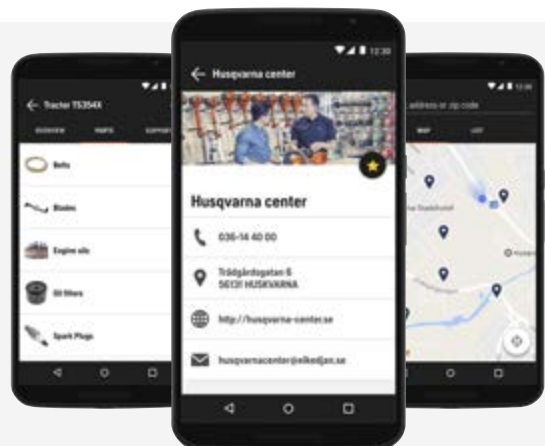
For more information visit www.husqvarna.com/uk/support



GET SERVICE NOTIFICATIONS FROM YOUR CONNECTED HUSQVARNA PRODUCTS

With the Husqvarna Connect app, you can get notifications to your smartphone when your connected products need a service. You can find the nearest Authorised Husqvarna dealer, make the call and even bookmark your favourite dealer directly in the app.

For more details see page 5 or visit www.husqvarna.com/uk





PROFESSIONAL SUPPORT FOR PROFESSIONAL DEMANDS

Your Authorised Husqvarna dealer can advise you on machinery and services to suit your needs. They can also supply you with Genuine Husqvarna spare parts, lubricants and accessories as well as adequate service and repair to keep your Husqvarna equipment ready for your next job. Our dedicated dealers provide professional services for your machines, to safeguard optimal performance and reliability. The Authorised Husqvarna dealer network consists of 25,000 locations worldwide, so we're never far away. See our interactive dealer locator on www.husqvarna.com/uk/dealer-locator.

KEEP YOUR MACHINES IN ORIGINAL SHAPE WITH GENUINE HUSQVARNA SPARE PARTS

Our product development always starts with you, the user, in focus, to make your work less strenuous and more efficient. This is also why every single part in a Husqvarna machine is rigorously tested to ensure it interacts optimally with all the other parts. This interaction produces the reliability and characteristics you have the right to expect from a Husqvarna, while proper servicing and using the right parts mean your equipment performs safely, reliably and economically in the long run. Genuine Husqvarna spare parts allow you to get the most out of your Husqvarna.



ENJOY OUR OFF-SEASON SERVICE OFFERS

It's wise to let your Authorised Husqvarna dealer do the service in the off-season period when your garden rests from growing and you can spare your equipment for a while. Look out for the off-season service offers and local pick-up /delivery services offered by your Authorised Husqvarna dealer. Don't forget to ask your dealer to register your product at your dealership to ensure special offers and information.

MINIMISE YOUR DOWNTIME WITH PREVENTIVE MAINTENANCE AND REPAIR

At our dealers, all servicing is done by authorised technicians. They are all specialists trained in the machines you are using. Many workshops have fixed prices for all forms of service - look out for our Service Menus at your local dealer. For each machine there is a detailed service plan, which is divided into a number of time intervals and presented to you in our Service Checklists. By maintaining your machines regularly and servicing them at the recommended times, you ensure the machines are performing optimally. You also minimise the risk of unexpected downtime. And, just as importantly, the machine will last longer.



+ ADD PERFORMANCE WITH HUSQVARNA ACCESSORIES



Why let poor equipment get in your way? Husqvarna accessories allow you to keep working – and delivering great results. By choosing Husqvarna accessories and lubricants from our extensive product range, you are guaranteed the same high quality throughout the lifespan of the product.

+ HUSQVARNA WARRANTY

Consumer Use - Products and Accessories. Husqvarna provides a 24 month warranty for consumer use provided that the following conditions are met: Sale of Husqvarna products must be registered through intended applications in the Husqvarna Reseller Portal, or to its connected services. The Husqvarna Product must have a proven service history in accordance with the product operator handbook/manual (where service instructions are provided).

Professional Use - Products and Accessories. Husqvarna provides a 12 month warranty for professional use provided that the following conditions are met: Sale of Husqvarna products must be registered through intended applications in the Husqvarna Reseller Portal, or to its connected services. The Husqvarna Product must have a proven service history in accordance with the product operator handbook/manual (where service instructions are provided).

Note! Battery warranty is handled separately, see your Husqvarna dealer for details.





EXPECT MAXIMUM PROTECTION – NO MATTER THE PERFORMANCE LEVEL



TECHNICAL EXTREME




TECHNICAL



LAYERED PROTECTION

Our advanced protective material comprises fewer layers. This makes it lighter, without compromising protection levels. The material and layering design consists of long fibres that can become tangled in the chain.



CONFIDENT SAFETY WITH REGULAR TESTING

Protective clothing for forestry work must carry CE marking. The additional EuroTest mark shows that randomly selected samples are regularly re-inspected by an accredited institute.



Good protective equipment must withstand demanding conditions and provide the required protection. That's why we use nothing but high-quality materials. Each job comes with different requirements. Our range of protective clothing takes into consideration every type of work.

In fact, our extensive range of safety clothing, offering the latest innovations in design and materials, will provide you with the level of protection and comfort you need to get the job done.



FUNCTIONAL



CLASSIC

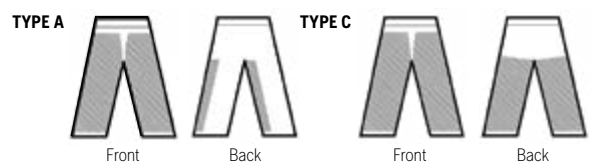


GRADED PROTECTION CLASS

All personal protection is ranked based on its ability to stop the chain at different speeds: Class 0 (16m/s), Class 1 (20m/s), Class 2 (24m/s) and Class 3 (28m/s). Tested and approved in accordance with European (CE) and International (ISO) standards.



TROUSER CUT PROTECTION AREAS



The shaded areas show the location of protective material.





MATERIALS CHOSEN FOR YOUR NEEDS

OCCASIONAL USE



WORKWEAR TWILL

The woven twill fabric has a reliable performance in workwear. It is resistant to tearing, stretching and stains, which gives it a high sturdiness. Available in our Classic range. 270 G/M². 65% POLYESTER / 35% COTTON.



WORKWEAR SHINE TWILL

The woven twill fabric has a reliable performance in workwear. It is resistant to tearing, stretching and stains, which gives it a high sturdiness. The shiny yarn in the fabric creates an appealing appearance. Available in our Classic range. 240 G/M². 70% POLYESTER / 30% COTTON.

PART-TIME USE



MICRO POLYESTER

Our Micro Polyester is a plain woven fabric with a soft touch. It is resistant to tearing, stretching and stains. Available in our Functional range. 190 G/M². 100% POLYESTER.



CORDURA® HEAVY

Cordura® means durability without compromise. The fabric delivers high functionality and exceptional comfort. Our Cordura® Heavy is used on the most exposed areas of the garments — around ankles and wrists for example. The fabric has a Teflon® finish which helps repel water, oil and stains. Available in our Functional and Technical ranges. 220 G/M². 100% CORDURA®.



CORDURA® LIGHT

Cordura® means durability without compromise. The fabric delivers high functionality and exceptional comfort in a lightweight fabric. Available in our Functional range. 175 G/M². 100% CORDURA® POLYAMIDE.

FULL-TIME USE



COMFORTABLE STRETCH

A 4-way stretch fabric that stretches in all directions, length-ways and across. The breathable fabric therefore gives you high movability in areas where it is needed, and provides comfortable movement. Available in our Technical range. 235 G/M². 92% POLYESTER / 8% LYCRA®.



ARAMIDE MÉLANGE

A fibre composition combining abrasion resistant Kevlar® fibres and hardwearing Cordura® fibres, making our Aramide mélange a tough fabric used for reinforcements on exposed areas. Available in our Technical range. 240 G/M². 45% CORDURA® / 30% POLYAMID / 25% KEVLAR® ARAMIDE.

FULL-TIME USE



CORDURA® REFLEX

Cordura® means durability without compromise. The fabric delivers the wear and tear resistance needed on the most exposed areas. The reflective yarn in the fabric gives high visibility in dark and dim conditions. Available in our Technical Extreme range. 335G/M². 100% POLYAMIDE.



CORDURA® CHECKERED

The fabric delivers the wear and tear resistance needed on the most exposed areas. Coated on the back for improved water resistance. Available in our Technical Extreme range. 225 G/M². 100% POLYAMIDE.



LIGHT WEIGHT STRETCH

Our light 4-way stretch fabric stretches in all directions, length-ways and across. The breathable fabric therefore gives you high movability in areas where it is needed, and provides maximum comfort. Available in our Technical Extreme range. 190 G/M². 88% POLYESTER (14% POLYESTER COOLMAX®) / 12% ELASTANE (LYCRA®).



FEATHER STRETCH

Our lightest fabric with 2-way stretch is used for areas in need of a great movability. The fabric gives freedom of movement and high comfort. Available in our Technical Extreme range. 185 G/M². 66% POLYESTER / 34% ELASTANE.





FIND YOUR SIZE

FOREST JACKETS / STANDARD SIZES

SIZES		S	M	L	XL	XXL	XXXL
Male	Chest (inches)	36-38"	40-42"	44-46"	48-50"	52-54"	54-56"

SIZES		XS	S	M
Female	Chest (inches)	31-34"	34-36"	36-39"

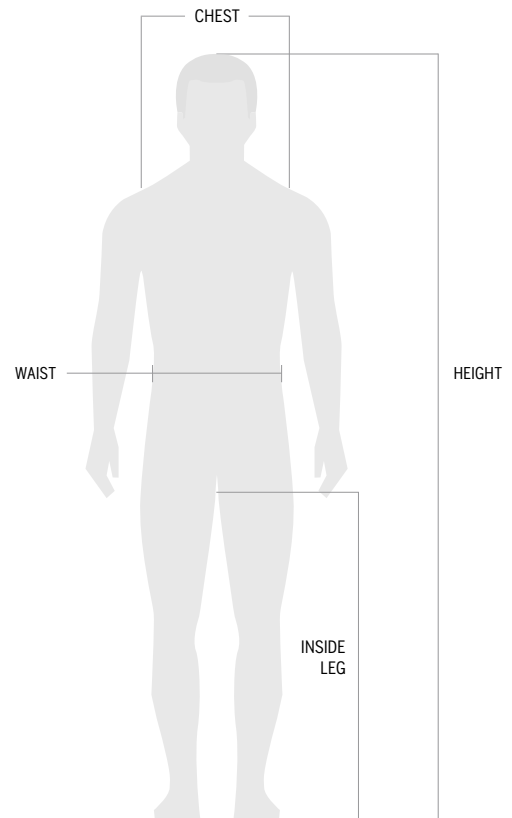
PROTECTIVE TROUSERS

SIZES	44	46/48	50/52	54/56	56/60	62
MODEL	XS	S	M	L	XL	XXL
Height (cm)	170-176	170-176	176-182	176-182	182-188	188
Waist (inches)	31"	32-34"	35-36"	37-38"	39-40"	42"
Inside leg (inches)	31"	31.5"	32"	32.5"	33"	33"

SHORT LEG	S-7cm	M-7cm	L-7cm	XL-7cm
Height (cm)	165-171	171-177	177-177	177-183
Waist (inches)	32"	35"	37"	39"
Inside leg (inches)	26.5"	27"	27.5"	27.5"

LONG LEG	S+7cm	M+7cm	L+7cm	XL+7cm
Height (cm)	175-181	181-187	181-187	187-193
Waist (inches)	32"	35"	37"	39"
Inside leg (inches)	34"	34.5"	35"	35.5"

Note: All measurements are body measurements, except the inner leg, which is a garment measurement. If a base layer is to be worn under the garment, it should also be worn when measuring. Chest: measured around the widest part of the chest. Height: from top to toe. Waist: measured around the waist. Inside leg: measured from crotch to desired length.



KEEP YOUR SAFETY CLOTHING SAFE

WASHING GUIDE

Your protective clothes are regularly exposed to sweat and oil. These substances can reach the protective layer, reducing its functionality. This is why you need to wash your clothes regularly and in accordance with their labelling. If your clothes get heavily soiled, you should wash them as soon as possible after use.



Wash the garment regularly in accordance with the instructions on the inside labelling.



Machine wash. For temperature, see inside labelling.



If a repair to the outer material is being made, do not sew into the protective material as this can reduce its protective qualities.



Damaged outer material must be repaired immediately in order to prevent the protective material becoming damaged.



After washing, the garment should be stretched prior to drying. Air dry slowly.



Do not wash your protective clothes inside out. Also, do not bleach, dry clean, or tumble dry. Iron with low heat.



The garment should be scrapped and not used again if the protective material has been: damaged, incorrectly washed, or altered from its original shape.



Adhesive must not be used when carrying out repairs as it may affect the protective material and reduce its protective qualities.



Clean the garment immediately if it has been subjected to petrol, oil, grease or other flammable materials. Fire hazard!



Keep the garment away from sharp objects, acids, oils, solvents, fuels and animal droppings.



This product is no substitute for the operation of a chainsaw and does not provide total protection.

Cut-retardant apparel and materials are subject to a certain degree of aging. In professional logging, the maximum period of usage is considered to be about 12 months. In non-professional or occasional use, up to 5 years is considered acceptable.





CLASSIC – OCCASIONAL USE

REGULAR FIT



PROTECTING THE PROTECTION

The saw protection pad is completely covered, so saw dust doesn't compromise the performance of the fibre layers.



REINFORCED FOR DURABILITY

The lower part of the protection pad on the inside of the trousers is reinforced to protect the saw protection from wear and ensures high durability.



KEEP COOL

The jacket has a full-length front zip and an open yoke at the back. The ventilation zips at the back of the legs let you adjust the airflow.



ZIPPED POCKETS

For easy access to your belongings, the jacket comes with two zipped front pockets as well as a chest pocket.

PROTECTIVE PERFORMANCE CLOTHING BY HUSQVARNA

The Husqvarna Classic range is intended for occasional use and is designed with the domestic user in mind at an affordable cost. It offers the highest quality and reliability you expect from Husqvarna.

Ideal for lighter tasks such as:

- Cutting firewood
- Felling smaller trees
- General property maintenance
- Pruning
- Carpentry work





CLASSIC FOREST JACKET



Size (chest)
46 for 36-38"
50 for 40-42"
54 for 44-46"
58 for 48-50"
62 for 52-54"

Made from high-quality polyester/cotton twill with hi-viz orange panels and reflective logos. Cuff buttons allow a tighter fit when operating a chainsaw in cooler weather.

Order PNC	RRP ex VAT	RRP inc VAT
582 33 51-XX		

CLASSIC FOREST HIGH VIZ JACKET



Size (chest)
46 for 36-38"
50 for 40-42"
54 for 44-46"
58 for 48-50"
62 for 52-54"
66 for 54-56"

Comfortable design made from high-quality polyester/cotton twill. The visibility is tested to EN ISO 20471 Class 3 (the highest standard), making it fully approved for use at the roadside as well as in the forest.

Order PNC	RRP ex VAT	RRP inc VAT
596 30 46-XX		

CLASSIC PROTECTIVE TROUSERS 20A



Size (waist)
44 for 31" 54 for 37"
46 for 32" 56 for 38"
48 for 34" 58 for 39"
50 for 35" 60 for 40"
52 for 36" 62 for 42"

Made from tough polyester/cotton twill in a regular fit. The saw protection pad is reinforced on the lower inside to withstand wear and tear from boots. With ruler pockets, zipped front pockets and Husqvarna logo on lower back leg.

TYPE A, CLASS 1



Item	Order PNC	RRP ex VAT	RRP inc VAT
Waist Trousers	595 00 14-XX		

CLASSIC PROTECTIVE CHAPS 20A



One size

Quick and easy to pull on and off, these chaps provide occasional chainsaw users with reliable protection and convenience. With full length zip fastenings at back and waist belt with adjustable height and waist. The saw protection pad is reinforced inside.

TYPE A, CLASS 1



Order PNC	RRP ex VAT	RRP inc VAT
595 00 16-01		

CLASSIC PROTECTIVE KIT - BASIC



Complete with helmet, visor and ear defenders. **TYPE A CLASS 1** Classic chaps and **CLASS 0** protective gloves.

Item	Order PNC	RRP ex VAT	RRP inc VAT
Basic Protective Kit	597 43 22-01		

HUSQVARNA RECOMMEND

Active Cleaning Detergent. Page 275

Keep your gear in good condition. Check for damage and clean your clothing regularly to help maintain its protective values. This goes for all clothing, including gloves and helmets. Replace any damaged items. Read more on how to look after your protective clothing on page 271.





FUNCTIONAL – PART-TIME USE

REGULAR FIT



REINFORCED FOR DURABILITY

The lower part of the protection pad on the inside of the trousers is reinforced to protect the saw protection from wear and ensure high durability.



ADJUST FOR PERFECT FIT

The elastic drawstring with a cord lock at the waist allows you to easily tighten or loosen the jacket for improved fit.



WELL VENTILATED

Openings at the yoke make for good ventilation. Zips under the arms and at the back of the legs let you adjust the airflow to your liking.

PROTECTIVE CLOTHING MADE FOR FUNCTIONAL PERFORMANCE

The Husqvarna Functional range is intended for frequent use in more demanding conditions. Tough, resistant fabrics, effective ventilations and smart design features help you handle any task at hand.

Ideal for applications including:

- Farm and estate maintenance
- Heavy duty firewood cutting
- Agriculture



REINFORCED FOR TOUGH USE

The elbows, wrists and the front of the trousers are made of Cordura®, and the lower part of the trousers has been reinforced to withstand tough use.





FUNCTIONAL FOREST JACKET



Size (chest)
46 for 36-38"
50 for 40-42"
54 for 44-46"
58 for 48-50"
62 for 52-54"

Made from high-quality 100% micro polyester, with Cordura® reinforcement around the wrists with snap button adjustment. Elastic string at the waist and bottom ensures perfect fit. Ventilation zips and reflex bands help you stay comfortable and safe.

Order PNC	RRP ex VAT	RRP inc VAT
582 33 14-XX		

FUNCTIONAL PROTECTIVE TROUSERS 20A



Size (waist)
46 for 32" **56 for 38"**
48 for 34" **58 for 39"**
50 for 35" **60 for 40"**
52 for 36" **62 for 42"**
54 for 37"

High-quality fastenings provide good fit, while ventilation zippers, ruler pocket, reflex tapes and extra Cordura® reinforced knees and ankles ensure safety, productivity and comfort. With Husqvarna logo on the back lower leg. Fulfils EN 381 Class 1 (20m/s).

TYPE A, CLASS 1

Item	Order PNC	RRP ex VAT	RRP inc VAT
Waist Trousers	595 00 08-XX		
Carpenter Trousers	596 30 45-XX		

FUNCTIONAL PROTECTIVE TROUSERS 24A



Size (waist)
46 for 32"
50 for 35"
54 for 37"
58 for 39"
62 for 42"

With saw protection in Class 2, (24m/s). High-quality fastenings provide good fit, while ventilation zippers, ruler pocket, reflex tapes and extra Cordura® reinforced knees and ankles ensure safety, productivity and comfort. With Husqvarna logo on the back lower leg.

TYPE A, CLASS 2

Order PNC	RRP ex VAT	RRP inc VAT
595 00 10-XX		



Locate your nearest dealer

Visit: www.husqvarna.com/uk/dealer-locator



WHAT PROTECTIVE EQUIPMENT DO I NEED TO OPERATE A CHAINSAW?

Never use a chainsaw without chainsaw protective trousers, a helmet with visor and hearing protection, boots with chainsaw protection and gloves with chainsaw protection. Husqvarna also recommends wearing a forestry jacket with high visibility.

Always let someone know where you are working and when you expect to be finished. Finally, have a first aid kit close to hand as well as some form of communication equipment such as a whistle or mobile phone in case you need to call for help.

ACTIVE CLEANING DETERGENT



Phosphate free and biodegradable. For clothing and is also effective for cleaning chains, garden machines, air filters and more.

Item	Order PNC
1 Litre	583 87 69-01
RRP ex VAT	RRP inc VAT

BRACES



Extra wide with adjustable length.

Item	Order PNC
With Leather Straps	505 61 85-10
With Metal Clips	505 61 85-00
RRP ex VAT	RRP inc VAT





TECHNICAL – FULL-TIME USE



TIGHT FIT



PRE-BENT KNEES

The knees are pre-bent and have been tailored to offer maximum mobility without compromising safety.



ADJUST FOR PERFECT FIT

The clothes come with elastic drawstrings at the waist and at the lower bottom of the jacket, allowing you to adjust your gear for a perfect fit.



STRETCH FOR COMFORT

Where needed, the clothes are made of stretch fabric, allowing you to move freely, safely and comfortably.



WELL VENTILATED

Openings at the yoke and the lower back make for good ventilation. Zips under the arms and at the back of the legs let you adjust the airflow to your liking.



REINFORCED WHERE YOU NEED IT

The knees, elbows, ankles and wrists have been reinforced to withstand tough use and make your clothes last longer.



EASY-ACCESS POCKETS

The jacket has two pockets on the chest and a dedicated first-aid pocket. The trousers feature two front pockets, two back pockets, a leg pocket and a double ruler pocket.

PROTECTIVE CLOTHING MADE FOR PROFESSIONAL PERFORMANCE

The Husqvarna Technical range is designed and built to perform all day every day for professional users. Task-optimised design meets modern styling, while tough, light stretch fabrics, reinforced panels and pre-bent knees and elbows offer high resistance, durability and performance.

Ideal for applications including:

- Forestry
- Logging
- Horticulture
- Arboriculture





TECHNICAL FOREST JACKET



Size (chest)
54 for 44-46"
46 for 36-38" **58 for 48-50"**
50 for 40-42" **62 for 52-54"**

Tough yet lightweight four-way stretch polyester with pre-bent sleeves ensures comfortable movement and reduced effort. Ventilation openings on the yoke and lower back, padded chest pocket and zip sleeve adjustment. With Aramide and Cordura® reinforcements.

Order PNC	RRP ex VAT	RRP inc VAT
582 33 21-XX		

TECHNICAL ARBOR 20 JACKET



Size (chest)
54 for 44-46"
46 for 36-38" **58 for 48-50"**
50 for 40-42"

With EN381 Class 1 (20m/s) cut protection. A crafted fit made from two-way stretch polyester with Aramide and Cordura® reinforcements. Enforcements from elbow to wrist. Velcro® adjustments at the end of the sleeves and elastic string at the waist and bottom gives all-day durable performance.

Order PNC	RRP ex VAT	RRP inc VAT
594 99 88-XX		

TECHNICAL VENT JACKET



Size (chest)
54 for 44-46"
46 for 36-38" **58 for 48-50"**
50 for 40-42" **62 for 52-54"**

Designed for forest work in warmer conditions, the jacket is made from 100% knitted polyester under the arms and features pre-bent sleeves and a tight fit for working in the forest. With thin elastic bands around the waist and wrists.

Order PNC	RRP ex VAT	RRP inc VAT
582 33 43-XX		

TECHNICAL HIGH VIZ JACKET



Size (chest)
54 for 44-46"
46 for 36-38" **58 for 48-50"**
50 for 40-42" **62 for 52-54"**

Tough, yet lightweight make this jacket ideal for everyday work in environments where visibility matters. Conforming to EN ISO20471 Class 3, it's made from lightweight stretch polyester, two-way ways on the front and four-ways on the back, with crafted fit.

Order PNC	RRP ex VAT	RRP inc VAT
596 30 37-XX		

TECHNICAL PROTECTIVE TROUSERS 20A

Long
 (+ 7cm leg)
Short
 (- 7cm leg)



Size (waist)
45 for 32" S **54 for 37"**
46 for 32" **55 for 37" L**
47 for 32" L **57 for 39" S**
49 for 35" S **58 for 39"**
50 for 35" **59 for 39" L**
51 for 35" L **61 for 42" S**
53 for 37" S **62 for 42"**

With Aramide and Cordura® reinforcements in critical areas. Lightweight, stretch fabrics with pre-bent knees and ventilated back pockets with zips in a tight fit. **TYPE A, CLASS 1**



Order PNC	RRP ex VAT	RRP inc VAT
594 99 90-XX		

NEW SHORTER LEG AVAILABLE

TECHNICAL PROTECTIVE TROUSERS HI-VIZ 20A



Size (waist)
46 for 32" **58 for 39"**
50 for 35" **62 for 42"**
54 for 37"

For work along the roads or where you need more visibility. 4-way stretch where needed allows you to move freely, safely and comfortably. The pre-bent legs offer maximum mobility, the reflective straps high visibility and increased safety, whereas the reinforced knees and legs provide durability during tough use. Approved according to EN 381 class 1 (20m/s) and EN ISO 20471 class 2.

TYPE A, CLASS 1

Order PNC	RRP ex VAT	RRP inc VAT
595 08 72-XX		

TECHNICAL PROTECTIVE TROUSERS 20C



Size (waist)
46 for 32" **58 for 39"**
50 for 35" **62 for 42"**
54 for 37"

Type C trousers in grey colour way design. Lightweight with extended back, ventilated back pockets with Cordura® and Aramide reinforcements and a reinforced crotch. With Husqvarna logo on lower back leg. Fulfills EN 381 Class 1 (20m/s).

TYPE C, CLASS 1



Order PNC	RRP ex VAT	RRP inc VAT
595 00 07-XX		

TECHNICAL ROBUST TROUSERS 20A



Size (waist)
46 for 32" **58 for 39"**
50 for 35" **62 for 42"**
54 for 37"

Dyneema® fabric on the front and reinforcements on crotch in Aramide stretch and Cordura® around ankles. Tick protection around ankles and stretch fabric on trouser back ensures comfort and productivity. Fulfills EN 381 Class 1 (20m/s).

TYPE A, CLASS 1

Order PNC	RRP ex VAT	RRP inc VAT
594 99 86-XX		





TECHNICAL EXTREME – FULL-TIME USE



SLIM FIT

PROTECTIVE CLOTHING MADE FOR MAXIMUM PERFORMANCE

Husqvarna Technical Extreme is our ultimate range of protective clothing. Designed for full-time intensive use in the most demanding conditions. The Technical Extreme range has been developed solely to maximise your performance offering lightweight comfort, breathability and protection. With pre-bent knees, sleeves and a slim fit in durable stretch fabrics, the garments' smart, trade specific design enables maximum performance all day, every day.

Ideal for applications including:

- Professional forestry
- Logging
- Arboriculture



ADJUST FOR PERFECT FIT

The clothing comes with hook and loop wrist and ankle strap as well as elastic drawstrings at the waist and at the lower bottom of the jacket, allowing you to adjust your gear for a perfect fit.



KEEP YOUR TROUSERS IN PLACE

Attach the boot hook on the inside of the cuff to your laces, to keep them tightly secured.



BRACES INCLUDED

The trousers come with quality braces, so they stay safely and comfortably in place all day.



WELL VENTILATED

Openings at the yoke and the lower back make for good ventilation. Zips under the arms and at the back of the legs let you adjust the airflow to your liking.



EASY-ACCESS POCKETS

The jacket has two pockets on the chest, one on the sleeve, and a dedicated first-aid pocket. The trousers feature two front pockets, two back pockets, a leg pocket and a double ruler pocket.



POCKETS FOR YOUR MOBILE PHONE

The chest pockets have a padded lining for your mobile phone, keeping it well protected and within easy reach at all times.





TECHNICAL EXTREME FOREST JACKET



NEW FEMALE SIZES AVAILABLE

Size Male (chest)
 46 for 36-38"
 50 for 40-42"
 54 for 44-46"
 58 for 48-50"
 62 for 52-54"

Size Female
 42 for 31-34"
 46 for 34-36"
 50 for 36-39"

Lightweight, breathable fabrics with pre-bent elbows and padded chest pocket, zipped sleeve pocket and Velcro® adjustable cuffs. The Technical Extreme Forest Jacket features high visibility fabrics and reflex bands in a slim fit. Available in both male and female sizes.

	Order PNC	RRP ex VAT	RRP inc VAT
Male	582 33 10-XX		
Female	582 34 07-XX		

TECHNICAL EXTREME PROTECTIVE TROUSERS 20A



Size (waist)
 42 for 30" 62 for 42"
 46 for 32"
 50 for 35"
 54 for 37"
 58 for 39"

Slim fit with lightweight stretch and Cordura® reinforcement in critical areas. With Tech-Knee and ventilation openings which provide protection and durability. With an adjustable waist, reflex tapes and Husqvarna logo on lower back leg. Fulfils EN 381 Class 1 (20m/s).

TYPE A, CLASS 1

	Order PNC	RRP ex VAT	RRP inc VAT
	594 99 68-XX		

TECHNICAL EXTREME PROTECTIVE ARBOR TROUSERS 20A




20 M/S

Size (waist)
 42 for 30" 54 for 37"
 46 for 32" 58 for 39"
 50 for 35" 62 for 42"


Designed for the challenges of climbing and working in trees, the Technical Extreme Arbor trouser offers a combination of safety, agility and function. With strong and light Dyneema®, Cordura® and Kevlar® reinforcements it is made to withstand wear in areas most needed. The design combines the key features of the Technical Extreme range with features adapted to the needs of arborists to fit with climbing gear. Size S-XL.

EN381 TYPE A, CLASS 1



EXTENDED LEG

An extra three centimetres has been added to make sure the trouser stays over the boot when climbing, for protection and comfort.



EASY ACCESS POCKETS

Side pockets with reversed zips for easy access when wearing harness, and double thigh pockets with loops for storage.

	Order PNC	RRP ex VAT	RRP inc VAT
	595 21 77-XX		



! TECH-KNEE TECHNOLOGY. EXCEPTIONAL PROTECTION AND MOBILITY

ADDED PROTECTIVE LAYERS

The Tech-Knee provides excellent saw protection, thanks to the additional fibre layers. This improves safety, especially in situations where the trousers fit tight to the knee.

WATER REPELLENT

The knee has a water-resistant inner lining and an outer layer made of water-repellent fabric, keeping water and moisture from penetrating the saw protection layers. This means you can work comfortably in wet conditions for a longer time.

PRE-BENT FABRIC

The complete knee, including the waterproof layers and saw protection fabric, has been pre-bent to ensure a perfect fit in all working positions.





TECHNICAL FOR BRUSHCUTTING



SPECIALLY DESIGNED FOR CLEARING AND GARDEN WORK

Wearing a harness while working long hours with a brushcutter puts specific demands on the clothes to be comfortable and functional. Our brushcutter and trimmer clothing offers practical details in the right places, like padded shoulders and hips and ventilation zips for durable protection whilst you work.

Ideal for applications including:

- **Trimming / brushcutting / hedge trimming**
- **Grounds maintenance**
- **Non chainsaw applications**

TECHNICAL BRUSHCUTTING/TRIMMING JACKET



Size (chest)
46 for 36-38"
50 for 40-42"
54 for 44-46"
58 for 48-50"
62 for 52-54"

High visibility jacket approved to EN ISO 20471 Class 3. Features shoulders with padded pockets which reduce fatigue, easily accessible pockets while using a harness and pre-bent arms. Ventilation zippers under the arms and ventilation yoke in the back with 4-way stretch fabric.

Order PNC	RRP ex VAT	RRP inc VAT
597 66 02-XX		

TECHNICAL BRUSHCUTTING/TRIMMING TROUSERS



Size (waist)
46 for 32" 54 for 37"
48 for 34" 56 for 38"
50 for 35" 58 for 39"
52 for 36" 60 for 40"

Trousers especially designed for working long hours with brushcutter or trimmer. High visibility approved to EN ISO 20471 Class 2. Feature extra padding in the hip and water repellent material at front and side of the legs with extra padding against thrown debris. Surface treated fabric lets you just brush off wet grass. Reinforcements on exposed areas increase durability and lifespan. Ventilation zippers on back of the legs.

Order PNC	RRP ex VAT	RRP inc VAT
597 66 06-XX		

EXTRA REINFORCEMENT

Shoulder and hip reinforcement for increased durability when using a harness all day.



WELL-VENTILATED

Ventilation zips under the arms and on the back of the trouser legs for a comfortable temperature.



PRE-BENT

Trouser knees with Cordura® reinforcements for durability. A water repellent material in front and on the sides of the legs with padded protection.





TECHNICAL RAIN VENT JACKET



Size
42 for X Small
46 for Small
50 for Medium
54 for Large
58 for X Large
62 for XX Large

High-quality rain jacket with reinforced exposed areas. Water-repellent yet breathable thanks to laminate and taped seams. Made from durable polyester with mechanical stretch. Detachable hood, adjustable waist, pockets feature waterproof zip. EN ISO20471 Class 3 & EN343.

Order PNC	RRP ex VAT	RRP inc VAT
597 66 26-XX		

FUNCTIONAL RAIN JACKET HI-VIZ



Size
42 for X Small
46 for Small
50 for Medium
54 for Large
58 for X Large

Polyester knitting, durable one-sided PU coating with welded seams. Enables airflow in the jacket for long working hours. EN ISO 20471 Class 3 EN343.

Order PNC	RRP ex VAT	RRP inc VAT
597 66 28-XX		

FUNCTIONAL RAIN BACK PROTECTOR - ONE SIZE



Back Protector made from a polyester knitting with a durable one-sided PU coating with welded seams. Designed for working positions while operating with a chainsaw. EN343. One size.

Order PNC	RRP ex VAT	RRP inc VAT
597 66 32-10		

TECHNICAL RAIN VENT TROUSERS



Size
42 for X Small
46 for Small
50 for Medium
54 for Large
58 for X Large
62 for XX Large

High-quality rain trousers, durable laminated polyester fabric with mechanical stretch, taped seams, reinforcement fabric over the areas from above the knee and lower inside leg. Elastic hem at back with hook and loop attachments on the sides for easy adjustment and perfect fit. EN343.

Order PNC	RRP ex VAT	RRP inc VAT
597 66 27-XX		

FUNCTIONAL RAIN TROUSERS HI-VIZ



Size
42 for X Small
46 for Small
50 for Medium
54 for Large
58 for X Large

Rain trousers made from a polyester knitting with a durable one-sided PU coating with welded seams. Zippers at the side for easy access. EN ISO 20471 Class 2 and EN343.

Order PNC	RRP ex VAT	RRP inc VAT
597 66 29-XX		

FUNCTIONAL RAIN CHAPS HI-VIS - ONE SIZE



Rain chaps made from a polyester knitting with a durable one-sided PU coating and welded seams. Attached to a belt or a tool belt. EN ISO20471 Class 1 and EN343. One size.

Order PNC	RRP ex VAT	RRP inc VAT
597 66 33-10		

TECHNICAL WORK T-SHIRTS



Size
46 for Small
50 for Medium
54 for Large
58 for X Large
62 for XX Large
66 for XXX Large

Light and cool, with zipped front, extended back and easy-access zipped front pocket. It transports moisture away from the body and dries quickly. Available in long and short sleeves.

Technical Hi-Viz T-Shirt features additional reflective tape and is tested and approved to ISO EN 20471 (Class 2).

Item	Order PNC	RRP ex VAT	RRP inc VAT
Short Sleeve	597 66 11-XX		
Long Sleeve	597 66 12-XX		
Hi-Viz Short Sleeve	596 30 39-XX		
Hi-Viz Long Sleeve	596 30 38-XX		

WORK SHIRT



Size
37 for Small
39 for Medium
41 for Large
43 for X Large
45 for XX Large

A soft and comfortable shirt for work or leisure. Made of 100% pre-shrunk cotton.

Order PNC	RRP ex VAT	RRP inc VAT
578 78 57-XX		





FOOTWEAR



PROTECTIVE FOOTWEAR FOR MAXIMUM COMFORT AND STABILITY

We offer a comprehensive range of foot protection. Close co-operation with professionals forms the basis of the research and development behind our purpose designed footwear.

All protective footwear is VAT exempt.

SIZE AVAILABILITY

Variant - UK size	TPB	C20 / FB24	T24	F24	F28
36 - 3.5	●		●		
37 - 4	●		●	●	●
38 - 5	●		●	●	●
39 - 5.5	●	●	●	●	●
40 - 6.5	●	●	●	●	●
41 - 7.5	●	●	●	●	●
42 - 8	●	●	●	●	●
43 - 9	●	●	●	●	●
44 - 9.5	●	●	●	●	●
45 - 10.5	●	●	●	●	●
46 - 11	●	●	●	●	●
47 - 12	●	●	●	●	●
48 - 13			●		●
49 - 13.5					●

WITH SAW PROTECTION

CLASSIC 20 CHAINSAW LEATHER BOOTS (C20)



Lightweight and robust leather boots with reinforced toe and heel. The removable soles are washable. With saw protection 20m/s.

Order PNC	RRP ex VAT
597 65 94-XX	

FUNCTIONAL 24 CHAINSAW LEATHER BOOTS (FB24)



Water repellent, lightweight with reinforcements for increased support TE-POR membrane keeps the feet dry and Vibram® sole. With saw protection 24m/s.

Order PNC	RRP ex VAT
597 65 93-XX	

TECHNICAL 24 CHAINSAW LEATHER BOOTS (T24)



With composite toe cap. Made of nylon mesh and high quality leather Sympatex® membrane, the boots are 100% waterproof. With saw protection 24m/s.

Order PNC	RRP ex VAT
597 65 92-XX	

FUNCTIONAL 24 RUBBER CHAINSAW BOOTS (F24)



Class 2 (24m/s) saw protection. Features include steel toe cap, ankle protection, heel ridges and non-slip sole. Can fit studs.

Order PNC	RRP ex VAT
595 00 28-XX	

FUNCTIONAL 28 RUBBER CHAINSAW BOOTS (F28)



Class 3 (28m/s) saw protection. Features include steel toe cap, ankle protection, heel ridges and non-slip sole. Can fit studs.

Order PNC	RRP ex VAT
595 00 24-XX	

WITHOUT SAW PROTECTION

TECHNICAL PROTECTIVE BOOTS (TPB)



Made from high quality waterproof leather/nylon mesh. The Sympatex membrane makes the boots 100% waterproof, with pull strap at the tongue and back of the boot.

Order PNC	RRP ex VAT
597 65 95-XX	

FOOTWEAR ACCESSORIES

Item	Order PNC	RRP ex VAT	RRP inc VAT
Studs (50 pcs, inc stud key)	587 25 81-01		
Boot Laces	579 30 10-01		

PROTECTIVE LEATHER BALM 200ml

NEW

Perseveres the leather, keeps it soft and comfortable and gives it a water and dirt repellent surface. Use it on your leather boots and gloves. Contains wool fat, beeswax, Vaseline® and mink oil.

Order PNC	RRP ex VAT	RRP inc VAT
590 65 22-01		





WORK GLOVES



GLOVES THAT MATCH YOUR REQUIREMENTS

We offer the latest in gloves, specially designed for every type of work. Gardener, forestry worker or arborist? You decide what you need for the work you are doing. Our range of gloves covers every requirement.

WITHOUT SAW PROTECTION

FUNCTIONAL



Variant - cm (palm width)
07 – 7cm, 09 – 9cm, 12 – 12cm
08 – 8cm, 10 – 10cm,

Protective gloves for all-year landscaping and forestry work.

Order PNC	RRP ex VAT	RRP inc VAT
599 64 98-XX		

FUNCTIONAL LIGHT COMFORT



Variant - cm (palm width)
06 – 6cm, 08 – 8cm, 10 – 10cm,
07 – 7cm, 09 – 9cm, 12 – 12cm

Protective gloves for all-year landscaping and forestry work, with additional comfort features.

Order PNC	RRP ex VAT	RRP inc VAT
599 64-94-XX		

FUNCTIONAL LIGHT NON-SLIP



Variant - cm (palm width)
07 – 7cm, 09 – 9cm,
08 – 8cm, 10 – 10cm

Protective gloves for all-year landscaping and forestry work. Provides excellent grip even in wet conditions.

Order PNC	RRP ex VAT	RRP inc VAT
529 88 02-XX		

FUNCTIONAL LIGHT VENT



Variant - cm (palm width)
07 – 7cm, 09 – 9cm,
08 – 8cm, 10 – 10cm

Thin, ventilated protective gloves designed for all-year landscaping and forestry work in warm and dry weather.

Order PNC	RRP ex VAT	RRP inc VAT
529 88 01-XX		

FUNCTIONAL WINTER



Variant - cm (palm width)
08 – 8cm, 10 – 10cm, 12 – 12cm

Warm, comfortable protective gloves designed for all-year landscaping and forestry work in cold and wet weather.

Order PNC	RRP ex VAT	RRP inc VAT
599 64 97-XX		

FUNCTIONAL GRIP WINTER



Variant - cm (palm width)
08 – 8cm, 10 – 10cm,
09 – 9cm, 12 – 12cm

Protective gloves designed for all-year landscaping and forestry work in cold and wet weather. Provides excellent grip.

Order PNC	RRP ex VAT	RRP inc VAT
529 88 04-XX		

TECHNICAL



Variant - cm (palm width)
09 – 9cm, 10 – 10cm, 12 – 12cm

Comfortable protective gloves designed for forestry work.

Order PNC	RRP ex VAT	RRP inc VAT
599 65 03-XX		





WORK GLOVES



GLOVES THAT MATCH YOUR REQUIREMENTS

We offer the latest in gloves, specially designed for every type of work. Gardener, forestry worker or arborist? You decide what you need for the work you are doing. Our range of gloves covers every requirement.

TECHNICAL LIGHT



Variant - cm (palm width)
08 - 8cm, 10 - 10cm,
09 - 9cm, 12 - 12cm

Comfortable protective gloves designed for forestry work.

Order PNC	RRP ex VAT	RRP inc VAT
599 65 11-XX		

TECHNICAL GRIP



Variant - cm (palm width)
07 - 7cm, 09 - 9cm, 12 - 12cm
08 - 8cm, 10 - 10cm,

Comfortable protective gloves designed for forestry work in warm weather. Provides good tactile sensitivity - ideal for climbing.

Order PNC	RRP ex VAT	RRP inc VAT
529 88 03-XX		

WITH SAW PROTECTION

FUNCTIONAL 16 GLOVES



Variant - cm (palm width)
07 - 7cm 09 - 9cm 12 - 12cm
08 - 8cm 10 - 10cm

Class 0 (16m/s) chainsaw protection. Goat leather double palm with foam laminated Spandex on the back and nylon neoprene knuckles.

Order PNC	RRP ex VAT	RRP inc VAT
599 65 16-XX		

TECHNICAL 20 GLOVES



Variant - cm (palm width)
08 - 8cm 09 - 9cm 10 - 10cm

Class 1 (20m/s) chainsaw protection with goat leather palm with interlock jersey and grey foam. Laminated Spandex fabric on back with comfortable seams and double thumb stitching.

Order PNC	RRP ex VAT	RRP inc VAT
599 65 12-XX		





HEAD, FACE AND EAR PROTECTION

YOUR HEAD, EYES AND EARS DESERVE PROFESSIONAL PROTECTION

Extensive research, technological product development as well as close, long lasting co-operation with professional users allows us to offer an excellent combination of ergonomically designed equipment.

All protective helmets are VAT exempt.





CLASSIC FOREST HELMET



Helmet with six-point plastic harness and one-hand adjustable slip ratchet. The harness depth is also adjustable in three steps for individual fit. The hearing protectors are developed for optimal ergonomics, and a metal mesh visor that provides good protection and good visibility.

Order PNC	SNR (dB)	RRP ex VAT
580 75 43-01	27dB	

FUNCTIONAL FOREST HELMET



High specification helmet with 6-point harness for comfort and less pressure. It features the UltraVision visor with only 20% light reduction giving a clearer view and ergonomic hearing protectors.

Order PNC	SNR (dB)	RRP ex VAT
576 41 24-02	26dB	
576 41 24-01	26dB	Fluorescent Orange

TECHNICAL FOREST HELMET



Lightweight and well ventilated- an ergonomically exceptional helmet for foresters packed with smart solutions that lessen the weight, enable a more personal fit and ensure a better head temperature even during long shifts. It also offers an improved field of vision and a headlamp slot.

Order PNC	SNR (dB)	RRP ex VAT
585 05 84-01	26dB	
595 08 43-01	26dB	(with X-COM R)

SPIRE VENT ARBORIST HELMET



The Husqvarna Spire Vent arborist helmet is designed for the professional arborist who requires convenience and style at work without compromising safety and protection. The Spire Vent helmet is lightweight and well ventilated for maximum comfort. It has a universal fit and a wheel ratchet for easy size adjustment. Also equipped with attachments for mounting headlamps, ear muffs and visors. Compatible with Husqvarna ear muffs and three Husqvarna visor styles, including clear, mirror and smoke (all sold separately). Fulfills European standard EN 12492 for work at heights.

Item	Order PNC	RRP ex VAT	RRP inc VAT
1 Spire Vent Arborist Helmet	597 68 18-01		
2 Clear Visor for Spire Vent	598 86 23-01		
3 Smoke Visor for Spire Vent	598 86 23-02		
4 Mirror Visor for Spire Vent	598 86 23-03		
5 Hearing Protection X-COM R	595 08 42-01		
6 Hearing Protection Standard	587 44 24-01		
Hearing Protection Adaptor*	599 29 72-01		

*Required to fit hearing protection





VISOR FOR TECHNICAL HELMET



Etched visor with low light reduction and improved design that encloses the face for extended protection from all directions. Will fit Technical Forest helmet only.

Order PNC	RRP ex VAT	RRP inc VAT
586 40 96-01		

ULTRAVISION VISOR



Light reduction is only 20% over the whole mesh area. Less sensitive for water to stick on the mesh and permanent deformation.

Order PNC	RRP ex VAT	RRP inc VAT
574 61 35-01		

METAL MESH VISOR



Fits all our helmets and hearing protectors. Excluding Technical Forest helmet.

Order PNC	RRP ex VAT	RRP inc VAT
505 66 53-21		

NYLON MESH VISOR



Fits all our helmets and hearing protectors. Excluding Technical Forest helmet.

Order PNC	RRP ex VAT	RRP inc VAT
505 66 53-19		

PERSPEX VISOR



Fits all our helmets and hearing protectors. Excluding Technical Forest helmet.

Order PNC	RRP ex VAT	RRP inc VAT
505 66 53-43		

ANTI-FOG VISOR



Scratch-resistant polycarbonate visor with anti-fog treatment inside. For all our helmets and hearing protectors. Excluding Technical Forest helmet.

Order PNC	RRP ex VAT	RRP inc VAT
505 66 53-63		

HYGIENE KITS



Designed to fit our FM radio hearing protectors and Functional forest helmets.

Item	Order PNC	RRP ex VAT	RRP inc VAT
Functional	505 66 53-26		
FM Radio	505 66 53-91		
X-COM R	596 48 94-01		

BOOM MIC FOR X-COM



Order PNC	RRP ex VAT	RRP inc VAT
596 48 95-01		

HELMET TYPE	PNC	DESCRIPTION	RRP EX VAT	RRP INC VAT
Functional Forest Helmet	575 55 76-02	Harness Assy		
Functional Forest Helmet	575 55 73-01	Sweatband Assy		
Functional Forest Helmet	582 17 04-01	Chin Strap		
Functional Forest Helmet	578 17 98-01	Sun Peak		
Functional Forest Helmet	505 66 53-28	Visor Holder		
Functional Forest Helmet	505 67 53-40	Holder for Hearing Protectors		
Technical Forest Helmet	586 40 96-01	Visor		
Technical Forest Helmet	587 26 30-01	Link Arm Kit		
Technical Forest Helmet	582 05 50-02	Ratchet Kit Front		
Technical Forest Helmet	587 25 32-01	Ratchet Wheel Kit		
Technical Forest Helmet	582 05 50-01	Ratchet Kit Rear		
Technical Forest Helmet	583 87 08-01	Forehead Pad		
Technical Forest Helmet	581 75 43-01	Neck Protection Assy		
Technical Forest Helmet	581 50 82-01	Sun Peak Visor		





X-COM R HEARING PROTECTION WITH BLUETOOTH



The Husqvarna X-COM R with Bluetooth enables you to take and make phone calls, connect to an external intercom radio or listen to the music of your choice, directly in your hearing protection. Large talk button for easy operation and internal FM radio antenna. Boom mic available as an accessory. Please see page 287.

Item	Order PNC	RRP ex VAT	RRP inc VAT
Headband Mounted	595 08 40-01		
Helmet Mounted	595 08 42-01		

HEARING PROTECTION WITH HEADBAND



Hearing protection where you can adjust the pressure by 20%. With soft, airy padding in the headband and an ergonomic design. The ear covers are the same as for our helmets. Available as a headband and helmet set. Common helmet set will fit Classic, Functional and Arborist helmets.

Item	Order PNC	SNR (dB)	RRP ex VAT	RRP inc VAT
Headband	505 66 53-04	27dB		
Common Helmet Set	505 66 53-25	26dB		
Technical Helmet Set	587 44 24-01	26dB		

HEARING PROTECTORS WITH FM RADIO



Hearing protection with built-in FM Radio with improved sound quality and ergonomic headband. 3.5mm AUX input for audio and communication radio.

Item	Order PNC	SNR (dB)	RRP ex VAT	RRP inc VAT
Headband	578 27 49-03	27dB		
Helmet	578 27 49-04	27db		

HEARING PROTECTION WITH VISOR AND COVER



Comfortable hearing protectors where you can adjust the pressure by 20%. Ideal for clearing grass and trimming. Features a cover between the visor and headband protecting your head from grass and rain. Can be used in combination with protective glasses. Can also be fitted with a sun peak.

Item	Order PNC	SNR (dB)	RRP ex VAT	RRP inc VAT
With perspex visor	505 66 53-48	27dB		
With mesh visor	505 66 53-58	27dB		

GARDENER HEARING PROTECTION



Developed for garden work. Light and comfortable with extra wide headband. Also available with a perspex or mesh visor.

Item	Order PNC	SNR (dB)	RRP ex VAT	RRP inc VAT
Basic model (pack of 10)	505 69 90-12	25dB		
With perspex visor	505 66 53-60	25dB		

PROTECTIVE GLASSES



Protective glasses with non-scratch lenses. Meets requirements of EN 166.

Item	Order PNC	RRP ex VAT	RRP inc VAT
Clear	544 96 38-01		
Sun	544 96 38-02		

PROTECTIVE GOGGLES



Developed for people who wear glasses, featuring anti-fog coated lenses and a soft inside for greater comfort. Durable against impact, dust and airborne particles.

Item	Order PNC	RRP ex VAT	RRP inc VAT
Goggles	544 96 39-01		

PROTECTIVE GLASSES X



Scratch resistant glasses with frames that can be extended and angled. The yellow tinted lenses give improved vision in dark conditions and the grey tinted lenses, with UV protection, give improved vision in sunny conditions.

Item	Order PNC	RRP ex VAT	RRP inc VAT
Clear X	544 96 37-01		
Yellow X	544 96 37-02		
Sun X	544 96 37-03		

PNC is for 1 x pack of 10 Gardner Hearing Protection. Please note, price is for single item





OPTIMISE YOUR MACHINE'S PERFORMANCE



RIGOROUS TESTING

At Husqvarna, we test oils in hot temperatures to see if the machine stays lubricated, and in the cold, to check it starts easily.



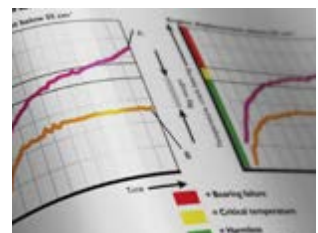
VERIFIED ENGINE FORMULA

We also test for thousands of hours in real life field tests. Only the oils that fulfill our strict requirements get the VEF label.



PROVEN PERFORMANCE

Compared to other oils, Husqvarna oils have been proven to leave less deposits on the pistons. Reducing damage at high temperatures.



THE RIGHT TEMPERATURE

Oils are developed and continually tested to keep the right temperature and to ensure that your engine gets the optimum lubrication it needs.





BETTER FOR YOU, BETTER FOR YOUR HUSQVARNA

There is no better fuel for your Husqvarna product than our alkylate petrol manufactured to unique Husqvarna specifications. Our new XP® Power 2 is conveniently pre-mixed with exactly 2% of Husqvarna XP® synthetic 2-stroke oil, providing efficient combustion leaving a cleaner, cooler, healthier engine with minimal harmful substances in the emissions. It also prevents inner corrosion, makes starting easier, reduces the need for service and minimises downtime. VEF approved.



GIVE YOUR HUSQVARNA ENGINE THE BEST CONDITIONS TO DELIVER ITS FULL POTENTIAL.

- ✓ Prevents downtime
- ✓ Extends product lifetime
- ✓ Reduces need for service
- ✓ Easy start of the engine
- ✓ Long storage shelf life
- ✓ No more mixing (XP® Power 2)
- ✓ VEF – Verified Engine Formula (XP® Power 2)
- ✓ Healthier working environment
- ✓ Increases productivity and safety due to a clear mind the full working day.
- ✓ Reduces carbon footprint

DID YOU KNOW?

Our XP® Power 2 has almost no aromatics, benzene or olefins and extremely low fluorine content meaning that it is less corrosive than other fuels and one of the cleanest alkylate fuels, giving your product optimal performance; improving power, torque and startability.





HUSQVARNA XP® POWER 2



Alkylate petrol developed specifically for Husqvarna two-stroke engines. Pre-mixed with 2% of premium Husqvarna XP® synthetic 2-stroke oil (50:1). Provides efficient combustion for a clean, healthy engine with a minimum of harmful substances in the emissions. Simplifies starting and increases productivity by allowing a healthier working environment. VEF approved. Recommended shelf life is 2 years*.

Item	Order PNC	RRP ex VAT	RRP inc VAT
1 Litre	589 22 76-01		
5 Litre	582 20 20-05		
25 Litre	583 95 29-02		
200 Litre	583 95 29-04		

HUSQVARNA POWER 4



Alkylate petrol developed to work with 4-stroke engines. Provides efficient combustion for a clean, healthy engine with a minimum of harmful substances in the emissions. Simplifies starting and increases productivity by allowing a healthier working environment. Recommended shelf life is 2 years*.

Item	Order PNC	RRP ex VAT	RRP inc VAT
1 Litre	589 22 79-01		
5 Litre	583 95 59-01		
25 Litre	583 95 59-02		
200 Litre	589 22 79-40		

HUSQVARNA POWER FILLER SPOUT



Filler spout specifically designed when working with Husqvarna XP® Power 2 and Power 4, 5 Litre bottles. For quick and easy pouring.

Order PNC	RRP ex VAT	RRP inc VAT
582 06 66-01		

ACTIVE CLEAN SPRAY 500ML



Versatile cleaning spray, effective on saw chains, garden machines, air filters, and dirty boots. Husqvarna Active Clean Spray contains a specially-developed detergent that is phosphate-free and biodegradable.

Order PNC	RRP ex VAT	RRP inc VAT
597 25 57-01		

*Recommended Ideal storage conditions is in a cool, dry and dark place.





OILS & LUBRICANTS



ENGINEERED TO OPTIMISE YOUR HUSQVARNA

2-stroke chainsaw engines can run at 14,000 rpm, often under heavy load. At Husqvarna we design our engines to be durable and powerful, whilst also lightweight. This places special requirements on the oil – so it's vital to choose the right one. Husqvarna 2-stroke oils that meet our strict requirements are labelled VEF – Verified Engine Formula.

HP 2-STROKE ENGINE OIL



Formulated to work well with low-quality fuels and to meet all the tough challenges a 2-stroke engine oil can encounter. Carefully selected components in this part synthetic oil gives a cleaner engine and less coating on the piston/cylinder walls, exhaust port and crankcase. VEF approved.

Volume	Order PNC	RRP ex VAT	RRP inc VAT	Dealer Information
01 Litre	587 80 85-01			Shipped in packs of 50
1L Dosage	587 80 85-11			Shipped in packs of 12
4 Litre	587 80 85-20			Shipped in packs of 4
20 Litre	587 80 85-30			-
208 Litre	587 80 85-40			-

LS+ 2-STROKE ENGINE OIL



LS+ oil is a mix of mineral and synthetic oils. Low smoke and has extremely good lubrication qualities on high load engine components, such as the connecting rod and bearings. It is best used for chainsaws and clearing saws with a cylinder volume up to 55cm³. It also lowers the engine temperature which extends engine life and gives a very good seizure protection against lean mix as well as carbon related piston seizures. VEF approved.

Volume	Order PNC	RRP ex VAT	RRP inc VAT	Dealer Information
01 Litre	578 18 03-02			Shipped in packs of 50
1L dosage	578 03 70-02			Shipped in packs of 12
4 Litre	578 03 71-02			Shipped in packs of 3
10 Litre	578 18 00-02			-
208 Litre	578 18 04-02			-

XP® 2-STROKE ENGINE OIL



An excellent, fully synthetic and biodegradable 2-stroke oil, developed for tough use with high loads and engine speed. Developed with a completely new ash-free wear additive which gives extremely good lubrication, low smoke, a cleaner engine and less coating on the piston and in the crankcase compared to competing oils. Appropriate for all Husqvarna products, especially for engines with a cylinder volume over 55cm³. VEF approved.

Volume	Order PNC	RRP ex VAT	RRP inc VAT	Dealer Information
01 Litre	578 18 03-03			Shipped in packs of 50
1L dosage	578 03 70-03			Shipped in packs of 12
4 Litre	578 03 71-03			Shipped in packs of 3
10 Litre	578 18 00-03			-
208 Litre	578 18 04-03			-





4-STROKE OIL 10W-40



High quality engine oil for all 4-stroke garden equipment. Developed for easy starting at low temperatures, perfect lubrication at all operating conditions and low oil consumption.

Volume	Order PNC	RRP ex VAT	RRP inc VAT	Dealer Information
1.4 Litre	577 41 97-02			Shipped in packs of 12

4-STROKE 10W-30 TRANSMISSION OIL



Fully synthetic transmission oil that is specially developed for transmissions in Husqvarna ride-on machines. The fully synthetic transmission oil is extremely stable in both hot and cold temperatures.

Volume	Order PNC	RRP ex VAT	RRP inc VAT	Dealer Information
4 Litre	597 68 70-04			Shipped in packs of 3

4-STROKE SAE 30 ENGINE OIL



High-quality oil for 4-stroke lawn mowers. Gives the engine excellent protection.

Volume	Order PNC	RRP ex VAT	RRP inc VAT	Dealer Information
0.6 Litre	577 41 92-01			Shipped in packs of 12
1.4 Litre	577 41 97-01			Shipped in packs of 12

AIR FILTER OIL



Biodegradable. Effectively traps particles in the filter, keeping the engine cleaner and reducing wear.

Volume	Order PNC	RRP ex VAT	RRP inc VAT	Dealer Information
1 Litre	531 00 92-48			Shipped in packs of 12

MINERAL CHAIN OIL



Mineral Chain oil with adhesive agent for high-performance chain saws. Guaranteed low wear of chains and rails. For universal use all year round.

Volume	Order PNC	RRP ex VAT	RRP inc VAT	Dealer Information
1 Litre	579 39 60-01			Shipped in packs of 12
5 Litre	579 39 61-01			Shipped in packs of 4
20 Litre	579 39 62-01			-
200 Litre	579 39 63-01			-

X-GUARD BIO CHAIN OIL



Improved formula Husqvarna chain oil with superior lubrication performance even in extreme conditions. Excellent anti-oxidation properties protect the bar and chain during storage.

Volume	Order PNC	RRP ex VAT	RRP inc VAT	Dealer Information
1 Litre	596 45 73-01			Shipped in packs of 12
5 Litre	596 45 73-02			Shipped in packs of 4
10 Litre	596 45 73-03			Shipped in single
20 Litre	596 45 73-04			Shipped in Single
200 Litre	596 45 73-05			Shipped in Single

MULTI PURPOSE / ECO GREASE / GREASE GUN



Multi Purpose grease with good corrosion protection and load carrying capacity. Suitable for general greasing purposes. For brushcutter bevel gears. Eco grease lubricates the transmission and absorbs the axial forces. Environmentally compatible and biodegradable.

Volume	Item	Order PNC	RRP ex VAT	RRP inc VAT
225g	Multi Purpose Grease	502 51 27-01		
100g	Eco Grease	503 97 64-01		
0.6L	Grease Gun	595 01 17-01		

COMBI CAN



Enables you to refuel quickly without splash effects and any waste. The two containers are designed to achieve an optimised fuel and chain oil ratio. Integrated tool box for frequently needed spare parts and filing equipment. Approved in accordance with UN recommendations. Read more on page 86.

Item	Order PNC	RRP ex VAT	RRP inc VAT
Combi Can 5 + 2.5 Litre	580 75 42-01		
Fuel Spout	586 11 04-01		
Oil Spout	586 11 05-01		
Winter Oil Spout	586 11 07-01		



CHANGE CLOTHES. NOT WHO YOU ARE.

Show who you are, even if you're not doing any tough work. The Husqvarna Xplorer series is designed with that in mind. These leisure wear clothes and accessories will help you feel comfortable and express your workday confidence in your free time.





QUALITY CLOTHES FOR QUALITY TIME

Stay comfortable off the job – and be ready for whatever that precious time off can offer. With the Husqvarna Xplorer leisure collection, you'll be prepared for the very best outdoor experience, never compromising on comfort, fit – or style. The clothes and equipment are all made from high-quality materials and adapted to a fulfilling life in the great outdoors.

OUTDOOR TROUSERS



Size
44 for X Small
46 for Small
50 for Medium
54 for Large
58 for X Large
62 for XX Large

Comfortable and durable trousers for outdoor activity with 4-way stretch fabric on knees and rear. Reinforced fabric in exposed areas and pre-bent knees add comfort and mobility. Adjustable waist and legs. Mobile phone is protected by a padded pocket.

Item	Order PNC	RRP ex VAT	RRP inc VAT
Mens. Grey & Forest Green, S - XXL	597 41 85-XX		
Womens. Grey & Grape Purple, XS - L	597 43 08-XX		

FLEECE JACKET



Size
42 for X Small
46 for Small
50 for Medium
54 for Large
58 for X Large
62 for XX Large

The fleece jacket is a cosy companion in all seasons. On cold, early spring or autumn days it becomes a nice middle layer, or a comfortable outer jacket. The jacket comes in both men's and women's sizes so you can find your optimal fit.

Item	Order PNC	RRP ex VAT	RRP inc VAT
Womens, steel grey, XS-L	593 25 22-XX		
Mens, granite grey, S-XXL	593 25 23-XX		

SHELL JACKET



Size
42 for X Small **54 for Large**
46 for Small **58 for X Large**
50 for Medium **62 for XX Large**

A breathable and water resistant shell jacket waterproofing 10 000mm water columns, with flexible 4-way stretch material, gives you the best possible comfort. Equipped with taped seams and smart features such as padded mobile pocket, hidden ventilation under sleeves for adjustable airflow, and hook and loop flap closure on the sleeves.

Item	Order PNC	RRP ex VAT	RRP inc VAT
Womens, grape purple, XS-L	593 25 04-XX		
Mens, forest green, S-XXL	593 25 05-XX		

T-SHIRT

NEW



Size
42 for X Small **54 for Large**
46 for Small **58 for X Large**
50 for Medium **62 for XX Large**

Made from a blend of organic cotton, and polyester obtained from recycled plastic waste, the t-shirt is fast-drying and wear-resistant. It'll keep you cool and hold its colour and shape, even after repeated washes for a long lifespan. It comes in forest night green and features a tree ring design.

Item	Order PNC	RRP ex VAT	RRP inc VAT
T-Shirt, XS-XXL	529 90 75-XX		

HOODIE

NEW



Size
42 for X Small **54 for Large**
46 for Small **58 for X Large**
50 for Medium **62 for XX Large**

This air blue unisex hoodie is designed to deliver style that endures. The large, soft hood and high neck design bring extra warmth and comfort. Features a chest pocket for your mobile phone.

Item	Order PNC	RRP ex VAT	RRP inc VAT
Hoodie Unisex air blue	531 42 80-XX		

T-SHIRT LONG SLEEVE

NEW



Size
42 for X Small **54 for Large**
46 for Small **58 for X Large**
50 for Medium **62 for XX Large**

Made from a blend of organic cotton, and polyester obtained from recycled plastic waste, this long-sleeved t-shirt is fast-drying and wear-resistant. It'll keep you cool and hold its colour and shape, even after repeated washes for a long lifespan. It comes in ebony grey and features a bark camo design.

Item	Order PNC	RRP ex VAT	RRP inc VAT
T-Shirt, XS-XXL	529 90 91-XX		



NECK TUBE



The neck tube is specifically developed for that extra warmth and to stop wind from cooling you down during easier tasks in the forest, or for windy and colder days. Available in orange with our bark camo print with the Husqvarna logo.

Item	Order PNC	RRP ex VAT	RRP inc VAT
Neck tube	593 25 76-01		

BEANIE PIONEER SAW



The beanie comes in black with a blow out print of our pioneer saw in the front. It is made from breathable Coolmax air material.

Item	Order PNC	RRP ex VAT	RRP inc VAT
Beanie pioneer saw	593 25 37-01		

CAP



This collection offers three cap styles: a vintage orange cap with adjustable hook-and-loop with a print of our pioneer saw, a granite grey canvas cap with adjustable leather band, and a vintage cap in bark camo pattern with a bleeding orange visor and adjustable leather band.

Item	Order PNC	RRP ex VAT	RRP inc VAT
Pioneer saw, orange	593 25 39-01		
Granite leather patch, granite grey	593 25 40-01		
Bark camo, forest green	594 72 97-01		

DUFFEL BAG, 70L



A durable 70L duffel bag made of tough materials and smart features for all purposes. The outer material – tarpaulin – keeps your contents dry and is easy to clean. The inside pocket in mesh makes organising easier, and for extra convenience shoulder straps and two organising bags are included.

Item	Order PNC	RRP ex VAT	RRP inc VAT
Duffel bag, 70L	593 25 83-01		

TROLLEY BAG, 90L



Trolley bag, holding 90L, perfect for transporting all your necessities. U-shaped zipper on top makes packing and structure easier, while the moulded side and bottom make the bag stand upright without support. For extra convenience, organising bags are included, as well as an ID pocket for easy recognition.

Item	Order PNC	RRP ex VAT	RRP inc VAT
Trolley bag, 90L	593 25 81-01		





BACKPACK, 30L



A comfortable, high-quality backpack for all weathers made from durable TPU/ribstop material that keeps the inside dry and also makes the backpack easy to clean. Large compartments for items such as your laptop, water bottle and thermos, and a roll-up seal that can be closed in two ways to keep water out.

Item	Order PNC	RRP ex VAT	RRP inc VAT
Backpack, 30L	593 25 82-01		

WATER BOTTLE INSULATED 0,5L



Make sure you stay properly hydrated – but avoid using unnecessary disposable plastics. This stainless steel bottle features a reinforced, tight-fitting cap with a strap to easily attach the bottle to a carabiner or your backpack.

Item	Order PNC	RRP ex VAT	RRP inc VAT
Water Bottle Insulated 0.5L	597 41 81-01		

INSULATED FOOD CAN WITH SPOON 0,6L



Fill up quickly with energy and serve lunch from this handy food can. Equipped with a foldable spoon in the lid. The lid stays tightly shut without leaking and the wide opening makes it easy to eat from, fill up and clean the thermos after use.

Item	Order PNC	RRP ex VAT	RRP inc VAT
Insulated Food Can With Spoon 0.6L	597 41 78-01		

THERMOS BOTTLE INSULATED 0,75L



Take your favourite beverage to your favourite outdoor spot in this insulated, crush-proof stainless steel thermos.

Item	Order PNC	RRP ex VAT	RRP inc VAT
Thermos Bottle Insulated 0.75L	597 41 79-01		





HUSQVARNA CLOTHING



Essential for any Husqvarna fan! There is something for any occasion in our extensive Husqvarna clothing collection, whether it be a cap, hoodie or a coat, why not express yourself by wearing something from our merchandise collection.

BASEBALL CAP



Navy cotton twill cap with white embroidered Husqvarna logo on the front and RWYA on the side, adjustable size. One size fits all.

Order PNC	
582 39 69-01	
RRP ex VAT	RRP inc VAT

BEANIE HAT



Navy with White 'Ready When You Are' print, label and orange stitching. 95% cotton/5% Lycra.

Order PNC	
582 39 20-01	
RRP ex VAT	RRP inc VAT

COTTON POLO SHIRT



Mens		Womens	
48	Small	46	X Small
50	Medium	48	Small
52	Large	50	Medium
54	X Large	52	Large
56	XX Large	54	X Large

100% cotton navy polo shirt with Husqvarna logo on chest and 'Ready When You Are' logo on sleeve.

Order PNC	RRP ex VAT	RRP inc VAT
Mens: 101 63 80-XX		
Womens: 101 63 79-XX		

BUSINESS SHIRT



Mens	
01	Small
02	Medium
03	Large
04	X Large
05	XX Large
06	XXX Large

Regular fit white shirt. 100% cotton with Navy Husqvarna logo on cuff.

Order PNC	
582 05 06-XX	
RRP ex VAT	RRP inc VAT

BODYWARMER



Mens	
01	Small
02	Medium
03	Large
04	X Large
05	XX Large
06	XXX Large

Navy softshell bodywarmer with white embroidered Husqvarna logo and zipped chest pocket. Water/wind resistant.

Order PNC	
582 36 57-XX	
RRP ex VAT	RRP inc VAT





HOODIE



- Mens**
- 01 Small
 - 02 Medium
 - 03 Large
 - 04 X Large
 - 05 XX Large
 - 06 XXX Large

High quality sweat hoodie with Husqvarna logo on chest with chest pocket and 'Ready When You Are' text on sleeve. 92% cotton/ 8% Lycra.

Order PNC	RRP ex VAT	RRP inc VAT
582 39 93-XX		

POWERFLEECE



- | | |
|-------------|---------------|
| Mens | Womens |
| 01 Small | 01 X Small |
| 02 Medium | 02 Small |
| 03 Large | 03 Medium |
| 04 X Large | 04 Large |
| 05 XX Large | 05 X Large |

Navy zip up lightweight jacket with orange stitching on sleeves and white Husqvarna logo on chest. Available for men and women.

Order PNC	RRP ex VAT	RRP inc VAT
Mens: 582 40 21-XX		
Womens: 582 40 20-XX		

T-SHIRT



- Unisex**
- 01 Small
 - 02 Medium
 - 03 Large
 - 04 X Large
 - 05 XX Large

100% cotton, high quality unisex t-shirt.

Order PNC	RRP ex VAT	RRP inc VAT
582 32 48-XX		

FUNCTIONAL JACKET



- | | |
|--------------|---------------|
| Mens | Womens |
| 01 Small | 01 X Small |
| 02 Medium | 02 Small |
| 03 Large | 03 Medium |
| 04 X Large | 04 Large |
| 05 XX Large | 05 X Large |
| 06 XXX Large | |

Lightweight hooded jacket with Husqvarna logo, with zipped pocket on sleeve. Water/windproof, breathable fabric.

Order PNC	RRP ex VAT	RRP inc VAT
Mens: 582 40 73-XX		
Womens: 582 40 72-XX		

SPORT JACKET



- | | |
|--------------|---------------|
| Mens | Womens |
| 01 Small | 01 X Small |
| 02 Medium | 02 Small |
| 03 Large | 03 Medium |
| 04 X Large | 04 Large |
| 05 XX Large | 05 X Large |
| 06 XXX Large | |

Light quilted jacket with soft polyester shell. Features white embroidered Husqvarna logo and chest pocket.

Order PNC	RRP ex VAT	RRP inc VAT
Mens: 582 22 88-XX		
Womens: 582 22 86-XX		

WINTER JACKET



- | | |
|--------------|---------------|
| Mens | Womens |
| 01 Small | 01 X Small |
| 02 Medium | 02 Small |
| 03 Large | 03 Medium |
| 04 X Large | 04 Large |
| 05 XX Large | 05 X Large |
| 06 XXX Large | |

Light quilted jacket with padded fillings. Features chest pocket and white printed Husqvarna logo.

Order PNC	RRP ex VAT	RRP inc VAT
Mens: 582 22 73-XX		
Womens: 582 22 91-XX		





HUSQVARNA ACCESSORIES



Husqvarna accessories offer something for any Husqvarna fan from bags to keyrings and even tumblers. Any item from this page makes a great gift or stocking filler.

CHAINSAW KEYRING



Chainsaw keyring with bottle opener makes this the perfect companion.

Order PNC

590 96 00-01

RRP ex VAT

RRP inc VAT

CHAINSAW KEYCOVER



Rubber key cover with keyring, featuring push activated LED light.

Order PNC

590 76 84-01

RRP ex VAT

RRP inc VAT

KEYRING



Metal keyring with leather strap. Featuring embossed logo and 'Ready When You Are' text.

Order PNC

582 39 95-01

RRP ex VAT

RRP inc VAT

BACKPACK



Navy backpack with embroidered logo detail and zipped front pocket.

Order PNC

582 39 18-01

RRP ex VAT

RRP inc VAT

Dealer information: PNC is for 1 x pack of 10. Please note, price is for single item

SPORTS BAG



Navy spacious sports bag with embroidered logo and orange straps. 'Ready When You Are' logo also features.

Order PNC

582 40 36-01

RRP ex VAT

RRP inc VAT

GRANITY TUMBLER



Clear glass tumbler with Husqvarna logo - 31cl.

Order PNC

590 21 06-01

RRP ex VAT

RRP inc VAT

CHRONO WATCH



High quality chronograph watch with Citizen movement. Comes with 5 years warranty, leather strap with stitching detail and giftbox.

Order PNC

582 40 64-01

RRP ex VAT

RRP inc VAT

SPORTS WATCH



With silicon rubber strap with Seiko movement. Comes with 3 years warranty.

Order PNC

582 40 37-01

RRP ex VAT

RRP inc VAT

Dealer information: PNC is for 1 x pack of 12. Please note, price is for single item





THERMOS FLASK



Keep your drinks warmer for longer. Perfect for those who are outside all day.

Item	Order PNC
0.5 Litre	582 40 61-01
0.75 Litre	582 40 61-02
RRP ex VAT	RRP inc VAT

TRAVEL FLASK



The perfect travel companion. Available in 0.35 Litre.

Order PNC	
582 40 62-01	
RRP ex VAT	RRP inc VAT

BALL POINT PEN



Basic ball point pen in blue ink.

Order PNC	
582 39 19-01	
RRP ex VAT	RRP inc VAT

KNIGHT PEN



High quality metal pen in blue ink.

Order PNC	
522 02 62-01	
RRP ex VAT	RRP inc VAT

Dealer information: Shipped in packs of 10

IPHONE CASES



Husqvarna branded phone case. Available for iPhone 6/6s and 7.

Item	Order PNC
iPhone 6/6s	588 13 79-01
iPhone 7	588 13 79-02
RRP ex VAT	RRP inc VAT

AUTOMOWER® USB



8GB Husqvarna Automower® USB.

Order PNC	
580 71 44-01	
RRP ex VAT	RRP inc VAT

GOLF UMBRELLA



Stormproof golf umbrella with Husqvarna logo and 'Ready When You Are' text. 30" diameter and EVA handle for good grip.

Order PNC	
101 69 20-20	
RRP ex VAT	RRP inc VAT





HUSQVARNA TOYS



There's always lots to do and fix in the garden. So let's get started with your children's very own selection of Husqvarna toys!

With plenty to choose from, our range of children's toy machines is brilliant for inspiring the imagination whether they prefer trimming the hedges, mowing the lawn or even trimming its edges.

Any of the Husqvarna toys will help your little one discover the world of the outdoors through pretend play, including our ever popular toy chainsaw – now let's get to work!

TOY LAWN MOWER

Battery operated toy lawn mower with active starter, realistic sounds and flashing lights. Batteries included. Age 3+ years.



Order PNC	RRP ex VAT	RRP inc VAT
582 40 63-01		

TOY AUTOMOWER®



Battery powered toy Husqvarna Automower®. Remote controlled allowing the toy to be driven and steered, with flashing lights upon start up.

Designed for indoor use, age 3+ years

Order PNC	RRP ex VAT	RRP inc VAT
597 80 96-01		





TOY CHAINSAW KIT



Kit includes battery operated toy chain with chainsaw sound and rotating chain (batteries included), plastic helmet and gloves.
Age 3+ years.

Order PNC	RRP ex VAT	RRP inc VAT
586 49 82-01		

550XP TOY CHAINSAW



Battery operated 550XP toy chainsaw with chainsaw sound and rotating chain. Batteries included
Age 3+ years.

Order PNC	RRP ex VAT	RRP inc VAT
599 60 87-01		

TOY CHAINSAW



Battery operated toy chainsaw with chainsaw sound and rotating chain. Batteries included.
Age 3+ years.

Order PNC	RRP ex VAT	RRP inc VAT
522 77 11-01		

TOY HEDGE TRIMMER



Battery operated toy hedge trimmer with moving blades and realistic sound. Batteries included.
Age 3+ years.

Order PNC	RRP ex VAT	RRP inc VAT
586 49 79-01		

TOY LEAF BLOWER



Battery operated toy leaf blower with blowing air and realistic sounds. Batteries included.
Age 3+ years.

Order PNC	RRP ex VAT	RRP inc VAT
586 49 80-01		

TOY GRASS TRIMMER



Battery operated toy grass trimmer with light up and moving trimmer line and realistic sounds. Batteries included.
Age 3+ years.

Order PNC	RRP ex VAT	RRP inc VAT
586 49 81-01		

SHARE your stories and photos on your Facebook, Instagram and Twitter by tagging us.

HusqvarnaUK

UK_Husqvarna

HusqvarnaUK





HUSQVARNA WORD BY WORD

A

ACTIVE AIR FILTRATION™ One of the most efficient air filtration systems on the market. Longer service intervals and less engine wear – even in tough conditions.

ADJUSTABLE DEPTH BAR For easy adjustment of the cultivating depth.

ADJUSTABLE HANDLEBAR Wing nut operation adjusts handlebars both horizontally and vertically for optimum working position.

ADJUSTABLE OIL PUMP An adjustable oil pump provides the bar and chain the right amount of lubrication for every task.

ADJUSTABLE REAR HANDLE The rear handle is adjustable to facilitate cutting the sides and top of hedges.

ADJUSTABLE SLIDING SEAT Adjustable while seated; seat moves forward and down, or backwards and up.

ADVANCED FLOW TECHNOLOGY (AFTECH™) AFTech™ is a unique design where the cutting deck, blade and chute produce optimum airflow. This means first class results in all cutting modes and helps to fill the collector to the optimum level, for less frequent emptying.

AGGRESSIVE WHEEL TREAD For improved wheel-to-ground traction without leaving any unnecessary tracks on the lawn.

ALL-WHEEL-DRIVE (AWD) Ensures traction on uneven, wet and slippery areas and slopes. AWD automatically adjusts the traction on all wheels depending on situation and ground condition.

ANTI-SCALP WHEELS AND FRONT ROLLER Most cutting decks are equipped with anti-scalp wheels and sometimes also a front roller. These reduce the risk of scalping when cutting uneven lawns.

AIR INDUCTION™ A powerful air stream lifts the grass before it is cut, for excellent cutting and collection of both grass and leaves.

AIR INJECTION™ Centrifugal air cleaning system for reduced wear and longer operating time between filter cleanings.

AIR PURGE Air Purge and a decompression valve make the machine extra easy to start.

ARTICULATED STEERING The unique articulated steering system allows the rear pair of wheels to swing in underneath the machine. The result is superior manoeuvrability with a minimum turning radius at full lock.

ATTACHMENT FRAME Easy to shift between cutting decks and front-mounted attachments, such as broom, flail mower, snow blade and snow thrower. No tools or belt changes needed.

AUTOMATIC BLADE ENGAGEMENT The blades are engaged automatically, when the cutting deck is lowered.

AUTOMATIC PASSAGE HANDLING The robotic mower automatically senses narrow passages and will vary its route through the passage to avoid unpleasant tracks.

AUTO RETURN STOP SWITCH Stop switch automatically resets to the ON position for trouble-free starting.

AUTOTUNE™ Provides maximum power through automatic engine setting. No time spent on manual carburettor adjustment. Autotune™ compensates for different fuels, altitude, humidity and ambient temperature.

B

BALANCE HARNESS An ergonomic harness that distributes the load optimally between shoulders, chest and back. Wide padded straps and wide back plate reduce the load. Hip pad with travelling connection reduces body movement.

BALANCE X™ HARNESS A unique ergonomic harness that effectively spreads the machine's weight and maximises its excellent balance. The machine feels much lighter, and much easier and less strenuous to move around. Ergonomic harness with broad back support that distributes the load over a larger area. The hip belt has a shock-absorbing hip pad.

BALANCE XT™ HARNESS A harness providing excellent ergonomics. The load is spread on both shoulders, over the chest and the back and on the hips. This makes the machine feel much lighter, and less strenuous to move around. A wide adjustable back plate, which is ventilated and shaped to fit the curve of the back, allows the harness to fit different body sizes. Wide, padded hip belt. The shock-absorbing hip pad has a travelling connection which reduces body movement.

BALL-BEARING FRONT WHEELS Heavy duty ball-bearings provide long lasting and trouble free service on professional models.

BAR CUTTING LENGTH The cutting length is different from its overall length. It's the distance from the front of the saw to the tip of the farthest cutter rounded to the nearest inch / cm's.

BATTERY INDICATOR LAMP Indicates when the battery is running low and it is time to get ready to charge it.

BATTERY INDICATOR WITH CHARGER CONNECTION The indicator gives clear indication on battery status, which makes it easy to see when charging is needed. The charger connection is placed next to the indicator, for extra convenient recharging of the battery. Fits Husqvarna battery charger XS 800 (new connection) and BC 0.8.

BIOCLIP® (MULCHING) The grass is cut into small pieces that quickly decompose and return to the lawn as fertiliser, also making the lawn more drought resistant. BioClip® is suitable for frequently cut areas.

BIOCLIP® FROM SEAT Easy switch between collecting and BioClip® (mulching) mode by means of a dashboard-operated central actuation device. You don't have to leave the driver's seat.

BIOCLIP® KIT / COVER Makes it possible to convert your side ejection tractor to BioClip®, which means that the grass is cut into small pieces that quickly decompose and return to the lawn as fertiliser, also making the lawn more drought resistant.

BIOCLIP® PLUG Convert your tractor from integrated collection to BioClip®. The plug is available for all TC tractors.

BLUETOOTH A standard for the short-range wireless interconnection of mobile phones, computers, and other electronic devices.

BUMPER Protects the front of the tractor effectively.

C

CARRYING HANDLE / S Facilitates lifting and transport.

CARGO HOLDER The practical carrier and compartment on the engine hood can be used for extra equipment.

CAST FRONT AXLE Heavy cast front axle provides superior balance and stability, even with a collector.

CENTRAL CUTTING HEIGHT ADJUSTMENT Quick and easy adjustment of grass cutting height with one lever.

CHEVRON TYRES Large wheels with heavy treads for optimised grip.

CHOKELESS START Easy to get operating with automatic choke. Just turn the key and go.

COLLECT BLADE Top class collection performance with minimum clippings left on the lawn, giving the lawn a tidy and nice look.

COLLECTION When collecting the grass you get a tidy cutting result. The risk of spreading weeds is less and the collected grass is easily emptied into a compost bin. You can also collect leaves and small twigs.

COLLECTORS Our large and effective tractor collectors are perfect for collecting leaves as well as grass. The integrated collectors are easily emptied from the driver's seat (TC models). The easy-to-handle collector on our lawn mowers is solid, compact and in a high position on the mower, making it easy to remove and replace. Ergonomically designed with wide opening and a support handle.

COMBI CUTTING DECK The Combi cutting deck offers the versatility of two different cutting systems. Choose between BioClip® for lawn fertilisation and rear ejection for efficient mowing on areas with higher and rougher grass.

COMBI-GUARD The same cutting equipment guard can be used when using trimmer head and grass blade.

COMBINED CHOKE / STOP CONTROL Combined choke / stop control allows for easier starting and reduces the risk of engine flooding.

COMPOSITE CHASSIS Durable and light chassis, designed for best collection performance.

COUNTER-ROTATING TINES Tines rotate anti-clockwise, so the soil is broken up very well. Capable of deep-digging heavy soil.

COUNTERWEIGHT Increases weight on the wheels and improves balance.

CRUISE CONTROL A convenient, efficient function that ensures the tractor keeps an even speed, even if the lawn is undulating or sloping.

CUP HOLDER Convenient cup holder for refreshments during operation.

CUTTING DECK TRANSPORT MODE The cutting deck can be folded back along the tube into a transport mode for easy transport and storage.

CUTTING HEIGHT INDICATOR A well-placed indicator window makes it easy to control the cutting height settings.

D

DEFLECTOR TS tractors have side ejection deflectors as standard. Tractors with integrated collection (TC) can be converted to rear ejection with the deflector accessory (not TC 130)



DETACHABLE SHAFT Detachable shaft for easy transport and storage.

DETACHABLE TRANSMISSION Detachable transmission housing with lubrication nipple.

DOUBLE TRANSPORT WHEELS You can transport the cultivator by tilting it backwards onto the transport wheels.

DOUBLE BALL-BEARING WHEELS Ensure the mower rolls easily and without the wheels becoming loose, even after many years of use.

DOWN-DRAFTED VENTS The collector's down-drafted vents direct noise and dust downwards, away from the user, creating a more comfortable working environment.

DRAG BAR Easy-adjust drag bar, for different working conditions.

DRIVEN WHEELS Powered wheels for easy and comfortable operation.

DUAL DRAGLINKS Give tighter turning radius and improved manoeuvrability.

DUAL-ROTATING TINES The tines rotate either forward or reverse. Use forward-rotating mode for top soil cultivation and counter-rotating mode for deep soil tilling.

DUST BLOCKER COLLECTOR BAG Designed to keep dust into the bag, preventing it from blowing in the operator's face.

E

EASY ADJUSTABLE HANDLE BAR Quick and easy adjustment of the handle in two different heights.

EASY ADJUSTABLE CUTTING HEIGHT A well balanced one hand grip on our lawn mowers makes adjustment of cutting height easy and convenient.

EASY-ADJUST BLADE GUARD The blade guard is adapted quickly and easily during operation.

ELECTRONICS Push button start, indicator lamps for parking brake, battery, headlights, ROS and blade engagement.

ELECTRIC ENGAGEMENT OF CUTTING BLADE/S Easy engagement of cutting blade /s; simply pull the switch on the control panel.

ENGINE BEHIND DRIVER Thanks to the rear-mounted engine, you get better overview of the mowing and less noise and emissions in the driver's area.

ERGONOMIC HANDLES Angled handlebar provide excellent grip to reduce unnecessary strain giving optimum comfort and ergonomic operating control.

ERGONOMIC STEERING WHEEL Ergonomic and comfortable steering wheel.

EXTRA HARDENED REEL BLADE AND BEDKNIFE For excellent cutting performance and maximum durability.

F

FAST TRANSMISSION For extra efficient mowing and fast transport speed.

FENDER-MOUNTED CUTTING HEIGHT ADJUSTMENT Easy accessible cutting height adjustment for improved ergonomics. The spring-assisted cutting deck makes adjustment easier.

FOLDABLE HANDLES Meets the need for easy storage and transporting.

FOUR EQUALLY-SIZED WHEELS Large wheels both front and back provide optimal riding comfort, great accessibility and less risk of damaging delicate surfaces.

FRONT-MOUNTED CUTTING DECK Front-mounted cutting deck for excellent accessibility into corners and under bushes, park benches etc.

FUEL PUMP Fuel pump designed for easy starting by reducing the number of pulls in the starter cord.

FULL COLLECTOR INDICATOR A signal indicates when it is time to empty the collector.

G

GPS COMMUNICATION UNIT GPS theft tracker. SMS alert. Settings changes can be handled from a distance as well as submitting current operating status.

GPS-ASSISTED NAVIGATION An onboard GPS system creates a map of the garden, including where the boundary and guide wires are installed.

H

HANDLEBAR-MOUNTED GEAR SELECTION Ergonomic handle with easy-access controls.

HANDLE HEIGHT ADJUSTMENT Adjustable handle height for improved ergonomics.

HEADLIGHTS Makes the products more visible and allows you to work when it's dark.

HEATED CARBURETTOR A heated carburettor lets the engine start easier and run smoother in cold working environments.

HEATED HANDLES Efficient heating coils in the front and rear handles make operating in cold and damp conditions more manageable.

HIDDEN CABLES The cables are hidden inside the handle tubes, which eliminates the risk of them becoming tangled in hedges or damaged when the handle is folded.

HIGH-CAPACITY BATTERY The high-capacity battery provides performance levels comparable to a petrol driven machine.

HIGH OFFSET POST High offset post increases freedom of movement when working in slopes.

HOURLY METER Helps you having control over service and maintenance intervals.

HYDRAULIC EQUIPMENT LIFT Controls front-mounted equipment quick and with high precision. Managed by a easy reachable joy-stick placed on the control panel beside the operators seat.

HYDROSTATIC TRANSMISSION Optimises speed and provides excellent driving comfort. Speed and direction are controlled by separate pedals for forward and reverse.

HYDROSTATIC TRANSMISSION, FAST Hi-speed transmission for superior transport speeds and smooth, variable forward and reverse speeds with the aid of pedals.

I

INTEGRATED LOOP FOR ROPE A sturdy point for fastening a rope, making it easy to hoist the chainsaw up into a tree.

INERTIA-ACTIVATED CHAIN BRAKE If a kickback occurs and the tip of the bar is forced upwards, the inertia of the front guard should activate the chain brake instantly.

INTUITIVE KEY PAD Our battery products is very easy to operate, all information you need in one place.

L

LED HEADLIGHTS Gives over 50% larger lit area compared to traditional incandescent lights.

LOW NOISE ENGINE Quiet operation provides a comfortable work situation and low disturbance for others.

LOW VIB® Effective anti-vibration dampeners absorb vibration, sparing the user's arms and hands.

M

MY AUTOMOWER® An iPhone application that makes it possible for you to control the robotic lawn mower with your mobile phone.

N

NON-FRICTION SILENT MOWER The lack of friction between the reel blade and bedknife minimises resistance and noise, making the mower very easy to push.

O

OIL COOLER A heat exchanger for cooling the hydraulic system. The cooling system is adequate to keep oil temperatures within safe limits.

OPTIONAL CUTTING DECK To ensure a perfect result, most of our Riders have different cutting decks as options.

ONE-PIECE CUTTING DECK The cutting deck comes in one piece straight out of the stamping line which means it has no welded parts. This gives very high torsional rigidity, tolerance and durability as well as sturdiness in operation.

P

PEDAL-OPERATED CVT TRANSMISSION Speed and direction are managed by pedals, which lets you keep both hands on the steering wheel, for optimum driving control.

PEDAL-OPERATED HYDROSTATIC TRANSMISSION Easy speed and direction control with pedal-operated hydrostatic transmission. Separate pedals for forward and reverse.

PIVOTING FRONT AXLE Ensures good balance and excellent driving comfort.

PIVOTING REAR AXLE The rear axle is pivoting to get maximum traction on the drive wheels and a smooth ride also on uneven surfaces.

PLANT GUARDS Protect plants outside the working area.

POLY-V BELT For better power transmission, less frequent retensioning and increased product life.

POWDER-COATED CUTTING DECK Powder-coated deck for improved durability and corrosion resistance.

POWER STEERING Steering effort is reduced by providing hydraulic pressure to assist when turning the wheels, making manoeuvring easier, more controlled and easier to operate.

PREMIUM SEAT Comfortable Premium seat with high back and armrests. The seat is self-draining and can be tipped to protect it from rain.



GLOSSARY OF TERMS

PRESSURE-LUBRICATED ENGINE An oil pump ensures that all vital parts in the engine get adequate lubrication.

Q

QUICK RELEASE ON AIR FILTER Makes it easy to remove the air filter for cleaning or replacement. No tools required.

QUICK RELEASE ON AIR FILTER COVER Makes it easy to access the air filter and spark plug quickly for cleaning or replacement. A valuable advantage, especially if the saw is used for long periods on a daily basis.

R

RAPIDREPLACE™ BLADE SYSTEM The cutting blades are easily removed and replaced without using any tools. This means safe and quick blade service – and with sharper blades you'll get a healthier lawn.

READYSTART The ReadyStart system eliminates the need to manually prime or choke the engine. It also reduces resistance in the starter cord by 30 %, making the mower very easy to start.

REAR IMPACT GUARD The rear-impact guard protects the pole saw engine from wear and damage.

REAR / SIDE EJECTION These cutting systems have high capacity and are therefore suitable for taller grass, coarser grass types and seldom-cut lawns.

REINFORCED CUTTING DECK The steel tube on the edge of the cutting deck gives improved durability.

REMOTE CONTROLLED CUTTING DECK The remote control makes it easy to adjust the cutting deck angle during operation.

REMOTE TEXT MESSAGING If something unforeseen disturbs operation, this function allows the robotic mower to send a text message to a pre-programmed mobile phone

REMOVABLE BATTERY PACK The battery pack is equipped with a carry handle and is very easy to remove and charge. The battery can also be charged while fitted on the machine.

RETAINED BAR NUTS The bar nuts are attached to the clutch cover. The retaining function prevents losing the bar nuts.

REVBOST™ Gives rapid acceleration and higher chain speed, for best limbing performance.

REVERSE GEARBOX Improves manoeuvrability and control.

REVERSE SPEED Reverse tine direction for easier operation and better manoeuvrability.

S

SAVE™ Maximises runtime of our battery driven products.

SAFETY SWITCH The tractors are equipped with a safety switch under the seat. If the driver leaves the seat the engine and cutting deck are automatically switched off.

SEPARATE OIL FILTER A separate oil filter is easy to change to ensure that clean oil is circulated inside the engine.

SERVICE POINTS The tilting hood and easy-access servicing points make maintenance and servicing easy.

SERVICE POSITION Without tools you can quickly lift the cutting deck into the maintenance position, for convenient cleaning and service.

SIDE-MOUNTED CHAIN TENSIONER Side-mounted chain tensioner makes chain adjustment quick and easy.

SIDE PROTECTION BUMPER Additional protection when mowing next to wall edges or other obstacles.

SMART START® The engine and starter have been designed so the machine starts quickly with minimum effort and reduced resistance in the starter cord.

SMART START® DECOMPRESSION VALVE The engine and starter have been designed so the machine starts quickly with minimum effort.

SMART START® SPRING ASSISTED START When pulling the starter cord a special spring reduces the resistance in the starter cord.

SMARTSWITCH Offers convenience and security of key-less operation, real time feedback through indicator lamps for parking brake, battery status, headlights, ROS and blade engagement as well as simplified one touch starting and stopping.

SNR Signal To Noise Ratio is a measure that compares the level of a desired signal to the level of background noise.

SNAP-LOCK CYLINDER COVER Saves time when changing spark plugs and cleaning.

SOFT-GRIP HANDLE Reduces vibrations to reduce strain and add comfort for the user.

SOFTSTART™ Electronic SoftStart™ provides starting with normal, slow acting fuses.

STAND ALONE STARTER The stand alone starter makes it easier to change starter cord if needed. Easy to service and maintain.

STARTING REMINDER A decal placed on the top cover reminds you of the correct starting sequence for easy starts.

STEP-THROUGH Ensures comfortable and easy mounting and dismounting.

T

TAP-N-GO® Tap-n-Go® function for quick cord feed. Bump the trimmer head on the ground to feed new cord.

TINE SHIELD Minimises debris spray from the rotating tines.

TOOL-LESS CHAIN TENSIONER Quick and easy chain tensioning and assembling of the bar and the chain without using any tools.

TOUCH-CONTROLS Comfortable operation with easy access touch controls for start, stop and reverse.

TRANSMISSION WITH TRIPLE BALL BEARINGS Fitted with a powerful worm gear transmission with triple ball bearings, for increased durability.

TRANSPARENT FUEL TANK Large, transparent fuel tank makes it easy to check the fuel level.

TRANSPORT WHEEL / S Simplifies transport. Easy to raise during operation.

TRIOBRAKE™ A unique feature that allows the chain brake to be activated either automatically by the inertia release mechanism or mechanically by your left or right hand. This will help you work safer, easier, more efficiently and in a more ergonomic fashion, with less strain on the body.

TURN KEY START Start the engine without adjusting a choke, regardless of the weather conditions – just turn the key.

TWO-WAY ROTATION The trimmer head can rotate to the left or to the right. This means you avoid grass on walkways.

U

U-CUT™ A new steering technology that makes it possible to do tighter turns around obstacles.

ULTRASONIC SENSOR Built-in sensors using ultrasonic technology help the mower to adjust the speed depending on the surroundings, and avoids hard collisions.

V

VARIABLE DRIVE SPEED Enables ground speed to be adjusted according to the needs and the conditions of the grass area where the work is taking place

VISIBLE FUEL LEVEL Makes it easy for the user to see when refill of fuel is needed.

VIBRATION-DAMPENED CARBURETTOR When vibration dampening the carburettor the engine runs smoother and with less need for adjustments.

W

WATER HOSE CONNECTION Simple hose attachment facilitates cleaning of the cutting deck.

WEATHER TIMER Adjusts the working time to the lawn's growth rate, meaning that the robotic mower will maximise or minimise its mowing time due to the weather.

X

XP® Premium professional chainsaws – packed with innovative design and technique for superb productivity.

X-CUT™ Researched and developed in-house. Our new family name of chains especially developed for our chainsaws, offering stay sharp technology, pre-stretched in the factory and increased efficiency.

X-FORCE® Researched and developed in-house. Our new family name of pro-laminated bars, offering more durability and lighter weight.


X-TORQ® Our patented, world-leading, 2-stroke X-Torq® technology gives you more power when you need it. But with less fuel consumption and less emissions, when compared to a standard 2-stroke engine. It's technology that works for you and the environment.

X-TRA EFFICIENCY The Rider X model features a car style engine hood with sound absorbing material for improved sound quality. This low sound technology makes it possible to increase the engine power and thereby also the blade and ground speed, which makes the X model extra efficient.

X-TRAC, HEAVY-TREAD TYRES For extra good traction.

OTHER

12 V OUTLET Makes it possible to plug in extra electric equipment, charge your cellular phone etc.





SUSTAINABLE GREEN SPACES THROUGH INNOVATION

Helping to shape green spaces and urban environments is at the core of our vision. By shifting to technologies that make our products as smart, efficient and optimised as possible – and by investing in sustainable innovations – we can make a real difference and contribute to positive change. Below you'll find some of our efforts within our various product categories.



ROBOTICS WITH A VISION: ZERO IMPACT

Husqvarna Automower® supports the transition from petrol-driven lawn mowers to silent and efficient lawn management in private gardens, commercial properties and public green spaces. Husqvarna Automower® robotic mowers have an extremely low noise level (down to only 58dB) and can replace ride-on and walk-behind mowers in residential areas, parks and green spaces as well as sports facilities, thereby reducing the carbon footprint and noise levels.

CHAINSAW INNOVATIONS TO REDUCE EMISSIONS

Since 1990, we have reduced our chainsaws' fuel consumption by more than 30%. Our 70cc pro chainsaws have approximately 10% less CO2 emissions compared to its predecessors thanks to innovations like the X-Torq® engine technology. And over the last 20 years, NOx + HC emissions have decreased by more than 50% for combustion engines.



BATTERY RANGE TO CUT NOISE AND CARBON

Our wide range of low noise, battery-powered equipment delivers opportunities to use low-carbon energy sources and improves safety. Furthermore they spare the environment from fumes and the products have lower vibration and noise levels. Carbon emissions can be reduced to almost zero during use if the battery is charged with renewable energy.

SOFTWARE THAT CUTS PETROL AND PRODUCT COSTS

We are finding new ways to influence how customers can optimise their product fleet. By gathering data from devices and providing the analytics to crunch that data, digitisation helps customers optimise utilisation, uptime and efficiency. It also gives insights into how to create even better customer solutions and fine-tune our products to each task.



SUSTAINABLE INNOVATIONS FOR TOMORROW

While our target relies primarily on sustainable products in our current product mix, we're already working on future innovations such as the Husqvarna Battery Box – the world's first connected garden community toolshed that combines environmental awareness with a sharing economy. Please note that this product is still in a pilot stage and its future depends on market maturity.

SUSTAINABLE PRINTING

This publication is printed on materials from well-managed forests and other controlled sources. It has been printed using an alcohol-free process, with a water-based varnish and vegetable-based printing inks, which are non-hazardous and are from renewable sources. The printing plates used to produce this brochure were made in a chemical-free process.



WORLD
LAND
TRUST™

www.carbonbalancedprint.com
CBP2105



For further advice and support:



Husqvarna
MAKE LIFE BETTER

Husqvarna UK Ltd, Preston Road, Aycliffe Business Park, Newton Aycliffe, County Durham, DL5 6UP.
Email: info@husqvarna.co.uk

Disclaimer Husqvarna UK Ltd reserve the right to change or modify any of their prices and product specifications without any prior notification. Copyright © 2022 Husqvarna AB (publ). All rights reserved. Husqvarna and other product and feature marks are trademarks of the Husqvarna Group as displayed at www.international.husqvarna.com