



Husqvarna®



**Husqvarna Automower®  
and battery powered  
range 2022**

# Make your lawn better

Research, innovation and lush, green lawns have made Husqvarna a world leader in robotic mowing. We are proud that more than two million home owners around the world are trusting us to keep their lawns in perfect shape.

Designed for functionality and durability, Automower® works quietly, efficiently and independently to give you the best finish. You're always in control, with a lawn to be proud of, and with more time to enjoy life – and your garden.

Automower® uses the latest technology such as GPS assisted navigation and built-in sensors to ensure your entire lawn stays healthy and well-kept. With Automower® Connect, your mower is also ready for smartphone connection, voice control and smart home integration.

Thanks to our extensive product range, there is a Husqvarna Automower® model that fits your garden and your needs. Add accessories to personalise the mower to fit you and your garden and check out our Husqvarna Care™ offers for leasing options, installation and winter storage. Make your lawn better





#### Covers all areas

The guide wire helps ensure that Automower® reaches remote work areas. It also helps it find the shortest way back to the charging station, saving energy and avoiding visible tracks.



#### Manages narrow spaces

Automower® senses narrow passages and finds its way through even the narrowest gaps.



#### Works in the rain

Automower® gives you great cutting results in any type of weather. Its vital parts are safely protected from rain, as well as dust and grass clippings.

# Robotic mowers for every garden

With Husqvarna Automower® you will unlock hours and hours of free time each year. Instead of mowing the lawn you can spend more time with your family and friends, and engage in activities and projects that are more enjoyable. And all the while, you can put your mind at ease knowing that your lawn is always kept in perfect shape by your robotic mower. Quietly and effortlessly, in rain or shine.

Every garden is unique – including yours. That said, the many different models in the wide Automower® range cover everything from smaller urban gardens to challenging areas up to 5,000 m<sup>2</sup>. Ensuring full coverage of complex lawns with remote areas and narrow spaces is a hallmark of the Automower® robotic mower. Tough slopes and uneven ground are matched by large wheels, low centre of gravity and optimized balance. If you have a garden with extreme challenges, our all-wheel drive model can tackle slopes up to an impressive 70 %.



## Recharges automatically

Automower® finds its way back to the charging station automatically. It recharges for about 60 minutes, then resumes mowing – all without any effort on your part.



## Makes no noise

You'll be surprised how quickly you forget about your robotic mower. You'll hardly notice it as it rolls around your garden doing its job quickly, quietly and efficiently.



## Manages steep slopes

Thanks to optimized design and intelligent behaviour, Automower® 435X AWD can cope with slopes up to 70% or 35°, whereas our other models easily handle inclinations of up to 45%.

# A smarter choice than ever

We take pride in helping you improve your garden in the most efficient way possible, providing a carefree user experience. Automower® takes advantage of the latest technology, while also offering the outstanding reliability of Swedish engineering.

Our cutting-edge lawn care solutions are designed to fit any type or size of lawn: small, large, complex – with a minimum of hassle and a minimum of supervision needed. You will get a lawn to be proud of, and at the same time have more time to enjoy life – and your garden.



## Automower® Connect

With Automower® Connect, your robotic mower is ready to become part of your smart home. You can voice-control it with Amazon Alexa or Google Home, and you can use it in IFTTT applets. Perhaps you want it to park when your kids come home from school or perfectly synchronise it with the weather?



## GPS assisted navigation

An onboard GPS system creates a map of the garden, including where the boundary and guide wires are installed. Automower® will then remember which parts of the garden it has covered and adjusts its mowing pattern accordingly. This will ensure optimized lawn coverage and an excellent cutting result.



## Weather timer

Adapts the time spent mowing so Automower® works more in periods of strong grass growth and less in dry, sunny weather.



## Spiral cutting

When it enters an area with taller grass than average, Automower® will work in a concentrated systematic spiral pattern to even out differences.



## Remote object detection

Automower® 450X and 435X AWD use ultrasonic technology to detect objects in the cutting path. The mower slows down to gently bump against the object, turn and continue its work.



## Automatic Passage Handling

All Automower® models can manage passages as narrow as 60 cm. Automatic passage handling makes installation easier and minimizes track marks.

**NEW**

## Design your lawn – Zone by zone

Create a lawn to be proud of by using the new Husqvarna AIM Technology (Automower® Intelligence Mapping). The AIM Technology improves the robotic mower's precision by using GPS and sensors on your mower to map your lawn. This generated map view is then accessed in Automower® Connect app, enabling the following enhanced features and benefits:

- Automower® Zone Control: create both work areas and stay-out zones on the map giving you more control.
- Work areas: define different areas of your lawn and apply different schedules and cutting heights to each area.
- Stay-out zones: prevent the robotic mower from mowing in areas without changing the installation.
- High precision: monitor where the robotic mower is in real time
- Enhanced map view: displays where the guide wires and boundary wires are located.

Available on models 405X, 415X and 435X AWD from Spring 2022.

To find out more about AIM Technology please visit:

[www.husqvarna.com/aim](http://www.husqvarna.com/aim)



## Control the mower with an app

Thanks to GPS tracking and full connectivity, you can follow your Automower® robotic mower and update its settings wherever you are. Automower® Connect is featured on all X-Line models. For Automower® models equipped with Connect@Home (Bluetooth® connection), Automower® Connect Kit is available as an accessory.

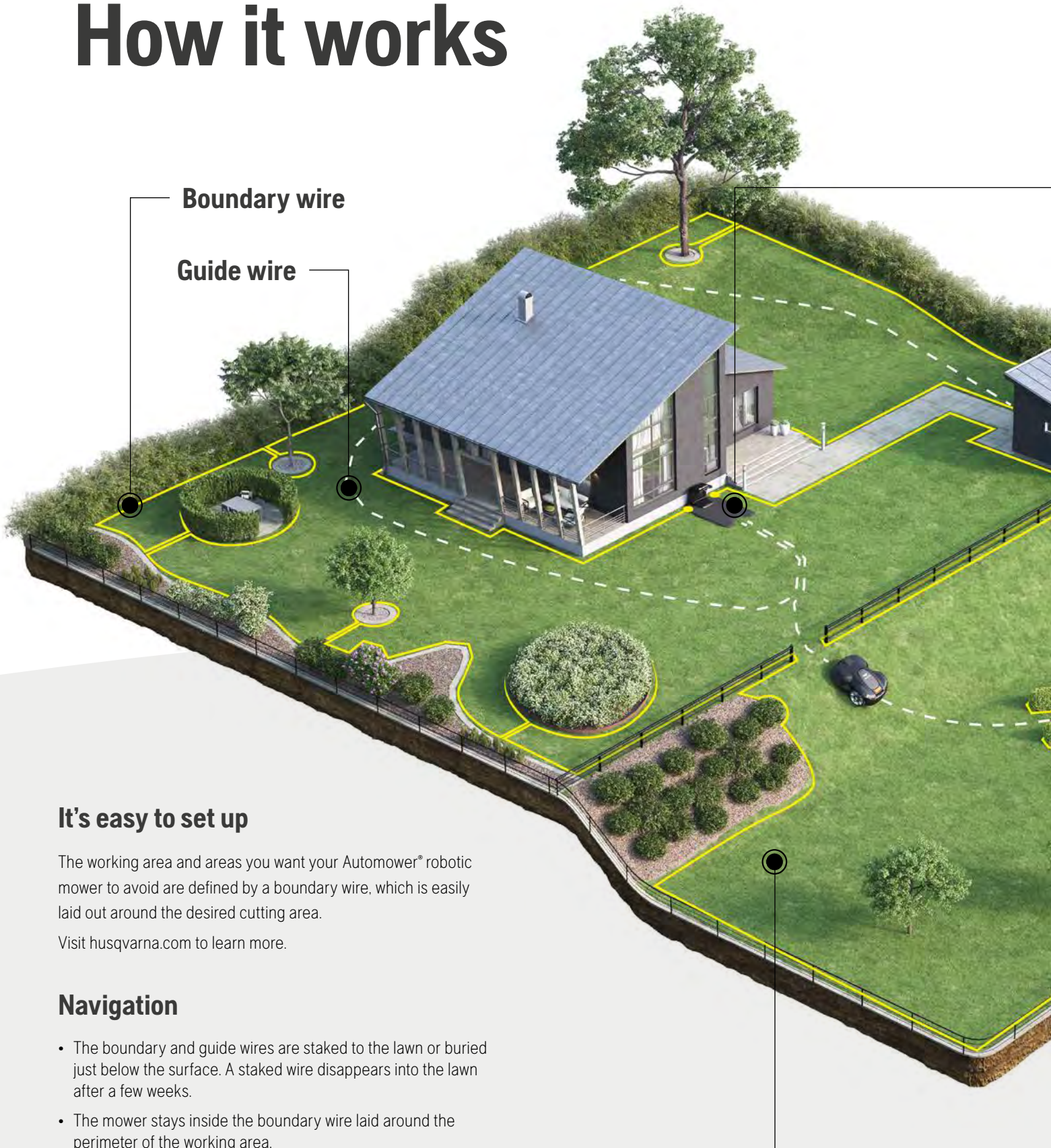
\*Requires a cellular connection from a local telecom operator. A data plan for the product life (10 years) is included. (Please note that we can only guarantee the functionality of the product itself, and not the uptime or coverage of the 3rd party data connection.)

## Just add water

Now you can have an even more intelligent relationship with your garden by connecting Automower® to the high-performing Gardena Smart System. Automower® keeps your lawn perfectly cut and healthy, and Gardena Smart System – which senses soil moisture, outside temperature and light intensity, and then waters accordingly – keeps your lawn green and fresh. Gardena Smart System works with all products equipped with Automower® Connect.



# How it works



**Boundary wire**

**Guide wire**

## It's easy to set up

The working area and areas you want your Automower® robotic mower to avoid are defined by a boundary wire, which is easily laid out around the desired cutting area.

Visit [husqvarna.com](https://husqvarna.com) to learn more.

## Navigation

- The boundary and guide wires are staked to the lawn or buried just below the surface. A staked wire disappears into the lawn after a few weeks.
- The mower stays inside the boundary wire laid around the perimeter of the working area.
- The charging station transmits a signal to the wire that guides the mower where to cut and also guides it to the charging station.

## Irregular movement pattern

- No need for specific programming.
- Covers all parts even if the lawn is complex and/or contains trees, flowerbeds, passages, etc.
- Allows the grass to get cut from different directions, creating a smooth carpet-like surface.



## Recharging

When it's time to recharge, the robotic mower finds the charger by using one of three methods:

- By picking up a signal from the charging station antenna.
- By following the guide wire back to the charging station.
- By following the boundary wire until it's within reach of the home signal.



## Efficient cutting technique

- The grass is cut with three fine, razor-sharp blades.
- The three free-hanging blades are mounted on a disc and are easily replaced.
- The blades can rotate back into the disc to minimize damage, should they hit hard objects — stones, branches, etc.
- The grass clippings are so fine and small they don't need to be collected.

## Impressive cutting result

Automower® uses razor-sharp blades to cut every blade of grass, resulting in a lush, green lawn that conventional blades cannot achieve. The grass clippings become a natural fertilizer, helping to keep lawns lush, green and moss free.

## Collision and lift sensors

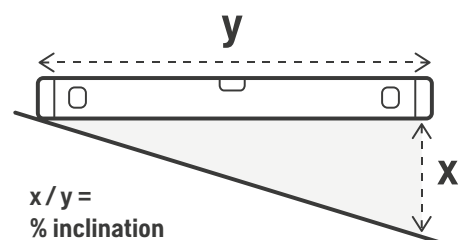
Collision and lift sensors increase safety. When the mower runs into an object it'll reverse, turn and choose another direction. If it's lifted, the blade and mower will stop immediately.

## Mowing cycle

- The concept is to keep short grass short.
- Automower® finds the charging station automatically.
- Charges for approximately 60 minutes.
- Resumes mowing, day in and day out regardless of the weather (except snow).

## How to calculate your lawn's inclination

Place a spirit level on the ground and hold it horizontally level. Measure the distance to the ground from the end of the level that does not meet the ground. Then divide that distance by the length of the level. The result you get is the inclination in %. An example: If the distance is 10 cm and the length of your spirit level is 50 cm, the inclination is 20%.




Husqvarna  
Automower®  
buying guide



[husqvarna.com/roboticbuyingguide](https://husqvarna.com/roboticbuyingguide)

# Automower® X-Line

Automower® X-Line is our most fully-featured range, designed for those who want a top-of-the-line robotic mower. These robotic mowers are equipped with the X-Line feature package, including Automower® Connect with GPS theft tracking, GPS assisted navigation, LED headlights, front rubber bumper and X-Line body design.

 The mower's maximum working area

 The maximum incline it handles



## Automower® connect

All Automower® X-Line models feature Automower® Connect, which makes them ready for smart home integration, GPS tracking and app control from anywhere in the world.



## Automower® 435X AWD

The world's first Husqvarna Automower® AWD robotic mower makes easy work out of the most demanding lawns of up to 3,500 m<sup>2</sup>. Managing slopes of up to an impressive 70% (35°) incline, it delivers great results even in the most challenging hilly grass areas. Supported by AIM Technology, which offers enhanced features and benefits.



 3,500 m<sup>2</sup>  70%

967 85 33-03



## Automower® 450X

The most advanced and equipped 2WD model on the market. For large gardens up to 5,000 m<sup>2</sup> with greater challenges, it handles demanding, complex and separated lawn areas with more than one passage and steeper slopes.



 5,000 m<sup>2</sup>  45%

967 85 30-03



## Automower® 430X

Premium model and the perfect choice for all, including highly complex gardens up to 3,200 m<sup>2</sup>. Easily handles narrow passages, trees, bushes and steep slopes.



 3,200 m<sup>2</sup>  45%

967 85 28-03



## Automower® 415X

Combining premium performance and ease of use, this model is the perfect choice for every mid-sized garden. Mows complicated lawns up to 1,500 m<sup>2</sup>, handling both narrow passages and slopes up to 40% with perfect result. Easily cleaned and washed off with a hose and supported by AIM Technology, which offers enhanced features and benefits.



 1,500 m<sup>2</sup>  40%

970 47 17-03



## Automower® 405X

High-performance, yet easy to use model suited for smaller lawns. Mows complicated lawns up to 600 m<sup>2</sup>, handling both narrow passages and slopes up to 40% with perfect result. Easily cleaned and washed off with a hose and supported by AIM Technology, which offers enhanced features and benefits.

 600 m<sup>2</sup>  40%

970 45 62-03

# Automower®

Our Automower® series have a high cutting capacity, low noise levels and advanced features. In the wide range there are models that handle everything from small to large lawns, complex and simple – and provide an excellent result. They can easily be programmed using the intuitive, user-friendly display.



The mower's maximum working area



The maximum incline it handles



## Automower® Connect@Home

Connect@Home (Bluetooth®) is included on all non-X models except 105.

This means you can control your mower with your smartphone within 30 meters. Full connectivity is available with Automower® Connect Kit – see page 16 for details.



NEW

## Automower® 315 Mark II

A reliable mower for medium-sized gardens with various obstacles. A compact 4-wheeled design means it can handle slopes with a 40% incline and guide itself through narrow passages.

1,500 m<sup>2</sup> 40%

970 52 68-03



NEW

## Automower® 310 Mark II

A robust mower for small to medium-sized lawns with common obstacles. A compact 4-wheeled design means it can handle slopes with a 40% incline and guide itself through narrow passages.

1,000 m<sup>2</sup> 40%

970 52 67-03



## Automower® 305

The perfect choice for smaller lawns with complex areas. A compact 4-wheeled design means it can handle slopes with a 40% incline and guide itself through narrow passages.

600 m<sup>2</sup> 40%

967 97 40-03



## Automower® 105

Compact 3-wheeled mower for efficient mowing of small, flat and open lawns. It is easy to use and offers personal settings. (No Bluetooth® connection.)

600 m<sup>2</sup> 25%

967 64 54-03

# Automower® range overview

● Standard ○ Optional

		AUTOMOWER® SERIES				AUTOMOWER® X-LINE SERIES				
MODEL NO.		105	305	310 Mark II	315 Mark II	405X	415X	430X	450X	435X AWD
SUPERIOR LAWN	Area capacity	600 m²	600 m²	1,000 m²	1,500 m²	600 m²	1,500 m²	3,200 m²	5,000 m²	3,500 m²
	Slope performance	25%	40%	40%	40%	40%	40%	45%	45%	70%
	Search methods	1	3	3	3	3	3	4	5	4
	Guide wire	1	1	1	1	1	1	2	3	2
	Remote starting points	×2	×3	×3	×3	×3	×3	×5	×5	×5
	Electric cutting height adjustment					●	●	●	●	●
	Frost guard		●	●	●	●	●			
INTELLIGENT	AIM Technology					●	●			●
	Automatic passage handling		●	●	●	●	●	●	●	●
	Automower® Access									●
	Automower® Connect with GPS theft tracking		○	○	○	●	●	●	●	●
	Automower® Connect@Home		●	●	●	●	●	●	●	●
	FOTA (Firmware Over The Air)					●	●			●
	GPS assisted navigation					●	●	●	●	●
	Possible to combine with Gardena Smart System		○	○	○	●	●	●	●	●
	Profiles (settings memory)		●	●	●	●	●	●	●	●
	Slope control		●	●	●	●	●	●	●	●
	Smart Home integration		○	○	○	●	●	●	●	●
	Spiral cutting		●	●	●	●	●	●	●	●
	Spot cutting		●	●	●	●	●	●	●	●
	Systematic passage mowing		●	●	●	●	●			
	Weather timer		●	●	●	●	●	●	●	●
SAFE	Blade disc balance control		●	●	●	●	●	●	●	●
	LED headlights					●	●	●	●	●
	Remote object detection								●	●
	Rubber bumper					●	●	●	●	●
	Pivoting blades	●	●	●	●	●	●	●	●	●
	Theft protection		○	○	○	●	●	●	●	●
RELIABLE	Backlit display/keypad							●	●	●
	Easy cleaning		●	●	●	●	●			
	Large display		●	●	●	●	●	●	●	●
ECO-SMART	Eco-mode		●	●	●	●	●	●	●	●
	Skid plate	●	●	●	●	●	●	●	●	●
	Ultra-quiet drive							●	●	●

		AUTOMOWER® SERIES				AUTOMOWER® X-LINE SERIES				
MODEL NO.		105	305	310 Mark II	315 Mark II	405X	415X	430X	450X	435X AWD
TECHNICAL SPECIFICATIONS	Typical charging time	50 min	60 min	60 min	60 min	60 min	60 min	65 min	75 min	30 min
	Typical mow time on one charge	70 min	70 min	70 min	70 min	70 min	70 min	135 min	260 min	100 min
	Sound level (perceived), dB(A)*	65 dB(A)	59 dB(A)	59 dB(A)	60 dB(A)	62 dB(A)	62 dB(A)	58 dB(A)	59 dB(A)	60 dB(A)
	Minimum passage	60 cm	60 cm	60 cm	60 cm	60 cm	60 cm	60 cm	60 cm	60 cm
	Maximum slope inside installation	25%	40%	40%	40%	40%	40%	45%	45%	70%
	Maximum slope by boundary wire	15%	15%	15%	15%	15%	15%	15%	15%	50%
	Alarm / PIN code / GPS tracking	● / ● / -	● / ● / -	● / ● / -	● / ● / -	● / ● / ●	● / ● / ●	● / ● / ●	● / ● / ●	● / ● / ●
	Cutting width / height	17/2-5 cm	22/2-5 cm	22/2-5 cm	22/2-5 cm	22/2-5 cm	22/2-5 cm	24/2-6 cm	24/2-6 cm	22/3-7 cm
	Battery type	Li-ion	Li-ion	Li-ion	Li-ion	Li-ion	Li-ion	Li-ion	Li-ion	Li-ion
	Mean energy consumption at maximum use	5 kWh /month	5 kWh /month	8 kWh /month	10 kWh /month	10 kWh /month	10 kWh /month	20 kWh /month	24 kWh /month	24 kWh /month
	Weight, kg	6.7 kg	9.4 kg	9.4 kg	9.4 kg	9.5 kg	9.5 kg	13.2 kg	13.9 kg	17.3 kg
	Extra blades included	9 pcs	9 pcs	9 pcs	9 pcs	9 pcs	9 pcs	9 pcs	9 pcs	9 pcs

\*Perceived sound level determined in conformity with ISO 11094. The average perceived sound power level includes variation in production as well as variation from the test code with 1-2 dB(A)

# Under the hood there is 25 years of innovation and engineering

## Superior lawn

### All-wheel-drive

The impressive slope performance of our all-wheel-drive mower means that you no longer have to deal with tough inclines where it's close to impossible to operate a brushcutter or a hover mower.

### Dual cutting directions

The thin razor blades have two edges and the blade motor spins in both directions to maximize blade life.

### Frost guard

Prevents the mower from working on (and damaging) a frosty lawn.

### Search methods

Several possible methods for the mower to find the fastest and most efficient way back to the charging station:

- Signal from the antenna in the charging station (reach 0–7 meters)
- Follow guide wire (1–3 pcs depending on model)
- Follow boundary wire

### Guide wire

The guide wire offers a direct, reliable return path. Selected models may also use the boundary wire to find their way back to the charging station.

### Remote starting points

Allows you to start the robotic mower away from the charging station. Useful when there are narrow passages separating lawn areas to ensure a uniform cutting result.

### Slope performance

Automower® can handle slopes up to 70% (35°) (See model specific slope performance on page 12). The optional terrain kit accessory improves performance in certain conditions. The built-in slope compensation features ensures a perfectly cut lawn, even on slopes and other challenging surfaces.

### Electric cutting height adjustment

Adjust the length of your grass with a simple push of a button on the keypad, a turn on the Automower® Access jog wheel, or via the Automower® Connect app.



## **AIM Technology**

Improves the robotic mower's precision by using GPS and sensors on your mower to map your lawn. This generated map view is then accessed in Automower® Connect app, enabling enhanced features and benefits.

## **Automatic passage handling**

All Automower® models can pass through passages as narrow as 60 cm. Automatic passage handling is a function that makes installation easier and minimizes track marks.

## **Automower® Access**

435X AWD has a modern and simplified jog-wheel user interface with a high-resolution display for easy interaction. All other models have an intuitive graphic menu structure.

## **Automower® Connect with GPS theft tracking**

Automower® Connect gives you full control wherever you are, thanks to GPS tracking and connection via the mobile phone network. Among other things it enables starting and stopping, and you can also track your robotic mower if it has stopped or been moved.

## **Automower® Connect@Home**

Automower® Connect@Home makes it easy to manage your mower from your smartphone. Using Bluetooth® based connectivity within 30 meters, you can control, configure and receive notifications from your robotic mower.

## **FOTA (Firmware Over The Air)**

Mower software to be updated automatically over the air through Automower® Connect.

## **GPS assisted navigation**

An onboard GPS system creates a map of the garden, including where the boundary and guide wires are installed. The robotic mower will then remember which parts of the garden it has covered and adjusts its mowing pattern accordingly. This will ensure optimized lawn coverage and an excellent cutting result.

## **Possible to combine with Gardena smart system**

Via Automower® Connect you can integrate your robotic mower with your Gardena Smart System and let mowing and watering work together.

## **Profiles (settings memory)**

Memories for groups of settings. Great if you operate the robotic mower in more than one location.

## **Slope control**

Intelligent behaviour in steep slopes for better traction and less wear on the lawn.

## **Smart home integration**

With Automower® Connect you can fully integrate your robotic mower into your smart home. Voice-control it with Alexa and Google Home, use it in IFTTT routines and more.

## **Spiral cutting**

When Automower® enters an area with taller grass than average, it will work in a concentrated systematic spiral pattern to even out differences.

## **Spot cutting**

Start spiral cutting immediately. Great if you want Automower® to focus on a small area.

## **Systematic passage mowing**

To deliver excellent cutting results everywhere, the robotic mower can be set to automatically switch its mowing pattern from random mode to systematic mode in narrow passages.

## **TargetHeight**

Set your target cutting height and Automower® will lower the cutting height to the target which will improve grass quality over time.

## **Weather timer**

Adapts the time spent mowing so your robotic mower works more often during periods of strong grass growth and less in dry, sunny weather.



## Safe

### Blade disc balance control

Automatically detects imbalance in the cutting system caused by missing, double-mounted or bent blades.

### LED Headlights

Effective LED lights help you see the mower working in the dark. If a malfunction occurs, the lights will start flashing.

### Remote object detection

Automower® slows down as soon as it senses a nearby object, reducing the risk of collision damage.

### Rubber bumper

Protects the body during collisions.

### Pivoting blades

Sharp, pivoting blades cut rather than tear the grass, which reduces

noise and energy consumption. When encountering hard objects, the blades will pivot back into the cutting disc upon impact to avoid shattering.

### Theft protection

Automower® is equipped with an alarm and cannot be used without the personal PIN code. With Automower® Connect you can also receive alarms and track its position in case of theft.

## Reliable

### All rubber tires

Good wear resistance and low noise when running over hard surfaces.

### Backlit display/keypad

For easier interaction with your robotic mower at night.

### Designed for long life

High quality brushless motors, stainless bearings and rubber sealings ensure long-lasting functionality.

### Easy cleaning

It's easy to clean all external surfaces with a water hose — for easy maintenance.

### Large display

For extra ease of use.

## Eco-smart

### Eco-mode

With Eco-mode activated, the loop signal in the boundary and guide wire will automatically turn off when the mower returns to the charging station, or is not allowed to mow due to timer settings.

### Skid plate

Reduces energy consumption, protects the cutting disc and helps keep blades clean.

### Ultra-quiet drive

Innovative motor design further reduces noise from the wheel drive system.



**NOTE: NOT ALL LISTED FEATURES ARE AVAILABLE ON ALL HUSQVARNA AUTOMOWER® MODELS. PLEASE CHECK PAGE 12 FOR TECHNICAL SPECIFICATIONS OF THE VARIOUS MODELS.**

# Accessories

The many accessories and spare parts available for your Automower® robotic mower add to the experience and make sure you will always get the perfect results and high performance it is designed for.

## Automower® Endurance Blades

Husqvarna Automower® Endurance blades provide more than twice the lifetime compared to classic blades thanks to the new design. The design allows for a harder and sharper edge without compromising on safety standards and provides cutting edges on all 4 sides.

6 pcs, 595 08 44-01



VISIT HUSQVARNA.COM TO SEE OUR FILM ABOUT SAFETY BLADES

Use original Husqvarna blades only. Tested and approved by independent Intertek for safety, function and noise levels in compliance with the Machine Directive.



## Automower® Area Switch

An accessory that can be used to shortcut the boundary wire, effectively creating zones that easily can be switched on or off.

529 45 97-01



## Automower® Connector Protection Box

Protect your Automower® installation accessories during off-season. This sealed protection box is designed to safely store and keep connectors, wire ends and anchor screws from moisture, rain, ice and snow. Being able to conveniently store up to 5 wires also helps keep your lawn tidy.

599 80 17-01



## Gardena Smart Sensor Control Set


With the smart sensor, the smart water control and the smart gateway everything is included for individual app-controlled and fully automatic garden watering.

Gardena Smart Sensor Control Set

## Automower® Connect Kit

Control and configure your robotic mower from anywhere in the world with the Automower® Connect app. Features theft protection with GPS tracking. Automower® Connect is standard on Husqvarna Automower® 315X, 405X, 415X, 430X, 450X and 435X AWD. Available as an accessory for Husqvarna Automower® 305, 310, 310 Mark II, 315, 315 Mark II and 420.

Connect kit for Automower® models 305, 310, 310 Mark II, 315, 315 Mark II and 420



## Automower® Rough Terrain Kit

Provides excellent traction on rough and sloping lawns.

305/310 Mark II/315 Mark II/405X/415X, 597 70 54-01

310/315/315X, 587 23 53-01

420/430X/450X, 581 88 97-02





**Automower® Installation Kits**

Kit Large — for open lawn areas of max 5,000 m<sup>2</sup> or complex lawn areas of max 2,500 m<sup>2</sup>. Kit Medium — for open lawn areas of max 2,000 m<sup>2</sup> or complex lawn areas of max 1,000 m<sup>2</sup>. Kit Small — for open lawn areas of max 800 m<sup>2</sup> or complex lawn areas of max 400 m<sup>2</sup>.

Large — includes Loop Wire × 400 m / Cramps × 600 pcs / Splicers × 5 pcs / Connectors × 5 pcs  
967 97 23-01

Medium — includes Loop Wire × 250 m / Cramps × 400 pcs / Splicers × 3 pcs / Connectors × 5 pcs  
967 97 22-01

Small — includes Loop Wire × 150 m / Cramps × 300 pcs / Splicers × 3 pcs / Connectors × 5 pcs  
967 97 21-01



**Automower® Repair Kit**

A handy kit for repairing the boundary wire or making smaller adjustments of the work area.

597 53 95-01



**Automower® Wheel Brush Kit**

Keeps the driving wheels clean to maintain good traction.

305/310 Mark II/315 Mark II/405X/415X, 597 70 46-01  
310/315/315X, 587 23 57-01  
420/430X/450X, 581 90 31-02



**Automower® Cleaning and Maintenance Kit**

Equipment for light cleaning and maintenance of your robotic mower during season.

590 85 51-01



**Automower® Standard Boundary Wire**

Husqvarna original wire for defining the cutting area and securing robotic mower guidance. Suitable for most installations and easy to install.

50 m, 597 23 78-02  
150 m, 597 23 78-01



**Automower® Housing**

Protects the charging station and the robotic mower from exposure to sun and rain.

305/310/310 Mark II/315/315 Mark II/315X/405X/415X, 587 23 61-01  
420/430X/450X, 585 01 94-01  
435X 597 63 53-01



**Automower® Wall Hanger**

Easy wall storage for robotic mower and charging station when not in use or during winter.

305/310 Mark II/315 Mark II/405X/415X, 597 70 36-01  
310/315/315X, 587 22 40-01  
420/430X/450X, 585 01 97-02



**Automower® Heavy Duty Boundary Wire**

With a 100% copper core and isolated surface this premium wire offers long-time reliability for large and complex areas.

500 m, 522 91 41-02

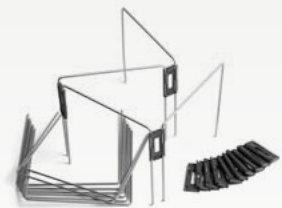
**Automower® Replaceable Top Cover**

Make your robotic mower unique and personal by changing the colour. Available in Polar white and Husqvarna orange for 305, 310, 310 Mark II, 315, 315 Mark II, 315X, 405X, 415X, 430X, 450X and 435X AWD.



White, 305/310 Mark II/315 Mark II, 597 70 31-01  
White, 310/315, 587 23 58-02  
White, 315X, 590 87 69-02  
White, 405X/415X, 529 46 13-01  
White, 430X, 590 87 70-02  
White, 450X, 588 79 91-02  
White, 435X AWD, 596 30 00-02

Orange, 305/310 Mark II/315 Mark II, 597 70 31-02  
Orange, 310/315, 587 23 58-03  
Orange, 315X, 590 87 69-03  
Orange, 405X/415X, 529 46 13-02  
Orange, 430X, 590 87 70-03  
Orange, 450X, 588 79 91-03  
Orange, 435X AWD, 596 30 00-03



**Automower® Temporary Fence**

These robust steel arches offer the ideal solution when you need to temporarily fence off a certain lawn area from being mowed by your robotic mower.

597 98 70-01

# Beyond easy ownership

Caring for your Husqvarna equipment couldn't be easier. Because we can do it for you. Our service concept Husqvarna Care™ has been developed to provide you with truly trouble-free ownership. Including options like extended warranty, service contracts and leasing – all to make your Husqvarna ownership even better.



## WARRANTY PLUS

### Extend your coverage.

With Warranty Plus you secure trouble-free performance for your Husqvarna for up to 5 years. This option can be added up to 12 months after your purchase.

- Husqvarna Automower® + 3 years
- Battery products + 3 years
- BLi batteries + 3 years
- Riders + 1 year

## SERVICE PLUS

### Enter the world of convenience.

Service Plus is a 3 or 5-year all-inclusive service package for your robotic mower, meaning convenience and trouble-free ownership for you. We take care of servicing, repairs and winter storage at a fixed monthly cost.

## LEASE PLUS

### A modern kind of ownership.

Focus on what matters. Lease Plus is the ultimate in easy ownership. Currently available on our Automower® robotic mower and selected Rider models. It means we take full responsibility for installing\*, winter storing and servicing your product – for a full three or five years! Just consult your local dealer to choose the right model and sign up. Then leave the installation\*, annual service, winter care and more to us. At the end of the leasing period, you have the option to either buy your mower at its residual value, or trade it in and upgrade to a new model and leasing offer.

	WARRANTY PLUS	SERVICE PLUS	LEASE PLUS
Warranty repairs	●	●	●
Yearly service	(●)	●	●
Winter storage*	–	●	●
Genuine Husqvarna blades*	–	●	●
Installation*	(●)	(●)	●

● = Included in the service offering (●) = Required but not included \*When applicable



## Installation is simple — especially if you let your dealer do it

Our authorised dealers have the experience and training to install Automower® robotic mowers efficiently and reliably. The layout will be perfectly adapted to your garden — taking topography, inclination, obstacles and separated work areas into account.

If you wish to install the Automower® robotic mower yourself — which is quite simple once you know the basics — we recommend that you watch the how-to videos featured on the Husqvarna Worldwide channel on YouTube. The installation by an authorised dealer is mandatory for Husqvarna Care™.



**WE'RE HERE TO HELP**

Read more about the benefits of Husqvarna Care™ at [husqvarna.com/uk/services/husqvarna-care/](https://husqvarna.com/uk/services/husqvarna-care/)



**WATCH THE PLAYLIST**

"How to install Husqvarna Automower™" on Husqvarna worldwide on YouTube

# Make garden work better

One charge – a hundred different projects. With Husqvarna's Battery Solutions you can use the same battery system for an entire range of tools, while maintaining a consistently powerful performance throughout.

Just like all Husqvarna tools, our battery powered range is designed to be tough, durable and powerful – but also easy and comfortable for the user.

Utilising the latest battery technology, the tools are less noisy, efficient with maximum runtime and zero direct emissions. With better equipment, your skills may evolve sooner than you'd imagine.



## One battery system

One battery system across the range means maximum flexibility and value. Quick to charge and even quicker to swap between your products.



## High performance

Strong, durable motors, low total weight and smart design give you all the performance and comfort you need and less vibrations as well.



## Economy

Our battery tools pay for themselves quicker than you might think and they are easy to maintain. And once they do, you save money every time you charge them up.



### Easy to use

Great balance and low weight make our battery tools comfortable and easy to use. With no starter cord to pull and no cables to get in your way, it makes the garden work more enjoyable at the touch of a button.



### Less noise, no fumes

Our battery powered motors offer the performance of petrol-powered engines, but without the emissions and fuel. The low noise also mean you can start working earlier and finish later without annoying the neighbours.



### All weather usage

Husqvarna handheld 300–500\* series battery products are water resistant.

\*All Husqvarna 500-series battery products fulfill IPX4-classification for water resistance.

# No matter your needs, we have the solution


Cordless convenience and less noise. And, on top of that, no direct emissions. And when it comes to performance, many battery-powered machines now deliver on par with their petrol counterparts.

The product range covers everything from small and easy-to-use machines for common household tasks to heavy-duty, professional equipment with outstanding power-to-weight ratio.

So, no matter your needs and requirements, Husqvarna can provide you with a battery-powered solution.

## One battery system fits all

Husqvarna's battery products are all about flexibility. There are many different options when it comes to how you want to carry your power supply. Our battery system allows flexible use in different Husqvarna tools and you will always find a tailored battery solution that perfectly suits your task at hand. The charging is extremely fast, making the battery ready to go again in just a quick break.



## Professional

### FULL-TIME, HEAVY DUTY USE.

The most sophisticated battery products of the Husqvarna battery range have been developed with long, demanding workdays in mind. The products are durable and robust to withstand heavy, professional usage, and provide power output that matches — and even exceeds — their petrol equivalents.

Weatherproof (IPX4)
Technical benefits
One battery system
Quick start
Easy to use
Maintenance-free motor

## Combination for professional use

For professional use and long work periods, the backpack battery or batteries together with Battery belt FLEXI provides long-lasting performance. You can also rely on a set-up of one or two Husqvarna BLi300 batteries, together with a QC500 charger.





 **Advanced**

**MID-SIZE TO LARGE GARDEN PROJECTS.**

For advanced tasks, the mowing of bigger gardens or pruning rough branches, we recommend Husqvarna Advanced battery products. Equipped with technical solutions and benefits aimed at simplifying your work, every time.

Advanced performance
One battery system
Quick start
Easy to use
Low maintenance system

**Combination for advanced use**

When it comes to power for advanced use, we recommend using Husqvarna BLi200/100/BLi30 batteries integrated in the product. For quick charging, use the Husqvarna QC330 and QC250 chargers.



 **Convenient**

**EASIER, SMALL-SCALE GARDEN PROJECTS.**


For fast and easy jobs and for maximum convenience, we recommend using Husqvarna Convenient battery products. These user-friendly products are adapted to easy handling while never compromising on effect or performance.

One battery system
Quick start
Easy to use
Low maintenance system

**Combination for convenient use**

For less frequent use in your home or your garden, you can choose to use the Husqvarna 40-B70/40-B140 with long runtime in a slim, convenient package together with the standard 40-C80 charger.





## Professional

For professionals who use their equipment on a full-time basis, for tough, heavy-duty tasks you do best to choose our Professional series. You get the pro-grade power of a strong petrol engine, weather-proof, free from emissions and with less vibrations. For longer work periods with less downtime, we recommend either a backpack battery or power through one or two Husqvarna BLi300 batteries that can be used for up to 1,500 recharge cycles, together with a QC500 charger.

**READ MORE ABOUT  
CHARGING AND WORKING  
TIMES ON PAGE 32.**



### HUSQVARNA 540i XP\*

A powerful battery-powered chainsaw, equivalent to a 40 cm<sup>3</sup> petrol saw when fitted with a BLi300 battery. It is ideal for removing small and mid-sized trees. Keep track of usage, service and location in the Husqvarna Fleet Services™ app. Weatherproof (IPX4).

Bar length 30–40 cm. 2.9 kg excl. battery. Chain speed 24 m/s. savE™ for maximum runtime.

14", 967 86 40-14

16", 967 86 40-16

*Excl. battery and charger.*



### HUSQVARNA 535i XP\*

Lightweight, efficient rear-handle chainsaw, perfect for contractors, carpenters and other professionals. A high-performance saw with no direct emissions. Low vibration levels. Weatherproof (IPX4).

Bar length 25–35 cm. 2.6 kg excl. battery. Chain speed 20 m/s. savE™ for maximum runtime.

14", 967 89 38-14

*Excl. battery and charger.*



### HUSQVARNA K 535i

Battery-powered power cutter with excellent output that provides flexibility for lighter concrete jobs. Ergonomic and lightweight, ideal for landscapers, pavers and roofers. Thanks to low vibrations and the centred placement of the blade, you get superior cutting control compared to conventional angle grinders. Weatherproof (IPX4).

Blade diameter 230 mm. Weight 3.5 kg. Cutting depth 76 mm.

967 79 59-01



### HUSQVARNA 535iRXT

Robust, high-performance battery-powered brushcutter. Lightweight and well-balanced with anti-vibration. ErgoFeed™ trimmer head feeds the trimmer line with a simple push of a button. Weatherproof (IPX4) and Bluetooth® connectivity.

4.9 kg excl. battery. 45 cm cutting diameter. Adjustable handlebar and 3-speed mode for maximum runtime. E35B trimmer head, 3-tooth grass blade and Balance XB harness.

967 85 06-07

*Excl. battery and charger.*



### HUSQVARNA 535iRX

Robust, high-performance battery-powered brushcutter. Lightweight and well-balanced with anti-vibration. Weatherproof (IPX4).

4.9 kg excl. battery. 45 cm cutting diameter. Adjustable handle and 3-speed mode for maximum runtime. T35 trimmer head, 3-tooth grass blade and Duo Balance 55 harness.

967 85 06-05

*Excl. battery and charger.*



### HUSQVARNA 535iFR

Robust, high-performance battery-powered brushcutter for frequent use on grass, brush and light forestry clearing. Lightweight and well-balanced. Weatherproof (IPX4) and Bluetooth® connectivity.

4.5 kg excl. battery. 45 cm cutting diameter. Adjustable handle and 3-speed mode for maximum runtime. T35 trimmer head, 3-tooth grass blade, Scarlett saw blade and Duo Balance 55 harness.

967 85 05-04

*Excl. battery and charger.*



### HUSQVARNA 520iRX

High-performance brushcutter with great ergonomics and 2-way rotation trimmer head. Grass blade included for coarser grass areas. Weatherproof (IPX4).

3.8 kg excl. battery. 40 cm cutting diameter. savE™ for maximum runtime. High handlebar, T25B trimmer head, 3-tooth grass blade and Balance 35 B harness.

967 91 62-03

*Excl. battery and charger.*



### HUSQVARNA 520iLX

High-performance trimmer with loop handle and 2-way rotation trimmer head. Grass blade available as accessory. Weatherproof (IPX4).

3.0 kg excl. battery. 40 cm cutting diameter. Adjustable handle and savE™ for maximum runtime. T25B trimmer head.

967 91 61-13

*Excl. battery and charger.*



### HUSQVARNA 530iPT5

A robust pole saw with telescopic tube for maximum reach. Lightweight and high performing without direct emissions. Low vibration levels. Weatherproof (IPX4).

Bar length 25–30 cm. 5.0 kg excl. battery. Chain speed 20 m/s. Length 400 cm. Telescopic tube and savE™ for maximum runtime.

967 88 48-11

*Excl. battery and charger.*



### HUSQVARNA 530iP4

Robust pole saw for efficient tree care. Lightweight and well balanced, with high chain speed. Weatherproof (IPX4).

Bar length 25–30 cm. 3.4 kg excl. battery. Chain speed 20 m/s. Length 250 cm. savE™ for maximum runtime.

967 88 47-11

*Excl. battery and charger.*





**GET THE HUSQVARNA APP**

Download the app and get more information about the products.



**HUSQVARNA 520iHD70**

Very quiet but highly efficient battery hedge trimmer with excellent ergonomics. 70 cm double-sided cutter bar and convenient multi position handle. No direct emissions, low noise and vibrations means best possible working conditions. Weatherproof (IPX4). 3.9 kg excl. battery. 4,000 cuts/min. Cutter bar 70 cm. Multi position handle and savE™ for maximum runtime.

967 91 57-03

Excl. battery and charger.



**HUSQVARNA 520iHD60**

Very quiet but highly efficient battery hedge trimmer with excellent ergonomics. 60 cm double-sided cutter bar and convenient multi position handle. No direct emissions, low noise and vibrations means best possible working conditions. Weatherproof (IPX4). 3.8 kg excl. battery. 4,000 cuts/min. Cutter bar 60 cm. Multi position handle and savE™ for maximum runtime.

967 91 56-05

Excl. battery and charger.



**HUSQVARNA 520iHT4**

Battery-powered pole hedge trimmer with a unique design and up to 4.5 m reach. Cut comfortably thanks to the adjustable cutter bar angle. Zero direct emissions and quiet operation for noise sensitive environments. 5.5 kg excl. battery. 4,000 cuts/min. Cutter bar 55 cm. Transport mode and savE™ for maximum runtime.

967 97 12-03

Excl. battery and charger.



**HUSQVARNA 520iHE3**

Highly efficient pole hedge trimmer with 3.5 m reach. Convenient adjustment of cutting head angle and economy mode savE™. No direct emissions, low noise and vibrations means best possible working conditions. Weatherproof (IPX4). 4.15 kg excl. battery. 4,000 cuts/min. Cutter bar 55 cm. Transport mode and savE™ for maximum runtime.

967 91 58-13

Excl. battery and charger.



**HUSQVARNA 530iBX**

Very powerful and quiet battery blower to be used with backpack batteries or battery belt FLEXI. Well-balanced and lightweight for long shifts. Hip-pad included for use with backpack battery. Weatherproof (IPX4).

16 N. 77.6 dB(A). 14.1 m³/min. 56.2 m/s. 2.9 kg excl. battery. Cruise control and boost mode for maximum runtime.

967 94 14-06

Excl. battery and charger.



**NEW**

**HUSQVARNA 525iB Mark II**

This light, powerful blower is well balanced, for extra comfort on long shifts. Quiet, thanks to fan design and Li-ion battery. Single harness included. Weatherproof (IPX4).

17 N. 82 dB(A). 14 m³/min. 56.9 m/s. 2.4 kg excl. battery. Cruise control and boost mode for maximum runtime.

967 91 55-03

Excl. battery and charger.



**HUSQVARNA 550iBTX**

Powerful and ergonomic backpack battery blower with impressive blow force (21N). Vibration and noise levels are extremely low, allowing you to work in public settings – and since the blower is weatherproof you can increase both flexibility and productivity. Weatherproof (IPX4).

21 N. 73 dB(A). 15.6 m³/min. 66 m/s.

6.3 kg excl. battery. Cruise control and boost mode for maximum runtime.

967 68 11-02

Excl. battery and charger.



**HUSQVARNA LC 551iV**

Self-propelled, robust, cordless battery-powered lawn mower with a wide cutting deck and variable speed. For professionals in need of a mower with low running costs and easy maintenance. Extended runtime enabled by double battery slots for integral BLi batteries and backpack battery attachment (accessory).

Collection/BioClip7/Rear discharge. Cutting width 51 cm. Cutting height 26-74 mm. Self-propelled, variable speed.

967 97 72-01

Excl. battery and charger.



**HUSQVARNA LB 553iV**

Self-propelled, battery-powered lawn mower with a robust 53 cm mulching cutting deck and front-wheel drive. Variable speed and an intuitive keypad give you full control on all lawns. Ideal for professionals in need of a powerful mower with low running costs. Extended runtime enabled by double battery slots for integral BLi batteries and backpack battery attachment (accessory).

BioClip™. Cutting width 53 cm. Cutting height 28-65 mm. Self-propelled, variable speed.

970 52 57-01

Excl. battery and charger.



**HUSQVARNA LB 548i**

Robust, cordless battery-powered lawn mower with a 48 cm mulching cutting deck. For professionals in need of a mower with low running costs and easy maintenance. Extended runtime enabled by double battery slots for integral BLi batteries and backpack battery attachment (accessory).

BioClip™. Cutting width 48 cm. Cutting height 30-60 mm. Push.

967 97 73-01

Excl. battery and charger.



**HUSQVARNA LB 448i**

Robust, cordless battery-powered lawn mower with a 48 cm mulching cutting deck. For professionals in need of a quiet mower with low running costs and easy maintenance. Extended runtime enabled by double battery slots for integral BLi batteries.

BioClip™. Cutting width 48 cm. Cutting height 30-60 mm. Push.

970 48 24-01

Excl. battery and charger.



**HUSQVARNA LB 442i**

Robust, cordless battery-powered lawn mower with a 42 cm mulching cutting deck. For professionals in need of a mower with low running costs and easy maintenance. Extended runtime enabled by double battery slots for integral BLi batteries.

BioClip™. Cutting width 42 cm. Cutting height 35-55 mm. Push.

970 48 23-01

Excl. battery and charger.



## Advanced

For lawn and garden workers who use their machines for advanced tasks. For less frequent use, but without any compromise on power output or performance. For your handheld equipment, you can always carry along extra batteries in the battery belt FLEXI and with the Husqvarna Connect app, you'll always have a comprehensive overview of your equipment.

READ MORE ABOUT  
CHARGING AND WORKING  
TIMES ON PAGE 32.



### HUSQVARNA 340i

Versatile chainsaw with great cutting capacity for all-round use. Ideal for felling, pruning, cutting firewood or carpentry. Tool-less or standard chain tensioning. BLi30 or BLi300 batteries gives maximum performance. Bar length 35–40 cm. 2.8 kg excl. battery. Chain speed 20 m/s. savE™ for maximum runtime.

967 86 42-14

Excl. battery and charger.



### HUSQVARNA 315iC

Perfectly balanced trimmer for demanding users. High performance, but low noise: thanks to Li-ion technology. Loop handle and curved shaft. 2.85 kg excl. battery. 33 cm cutting diameter. Adjustable handle and savE™ for maximum runtime. T25B trimmer head.

967 91 59-13

Excl. battery and charger.



### HUSQVARNA 340iBT

Powerful, well-balanced and ergonomic backpack battery blower with impressive airflow. Class-leading low levels of noise and vibrations. Auto switch between dual batteries.

17 N. 13.7 m³/min. 60 m/s. 6.3 kg excl. battery.

967 79 62-02

Excl. battery and charger.



### HUSQVARNA 325iB

Lightweight blower with cruise control, instant start and boost power mode. Easy to use and low noise thanks to the Li-ion technology. Single harness included.

15 N. 81 dB(A). N/A m³/min. N/A m/s. 2.4 kg excl. battery. Cruise control, boost mode for maximum runtime.

967 99 10-01

Excl. battery and charger.



### HUSQVARNA LC 353iVX

Self-propelled battery mower with digital speed control and excellent user controls for comprehensive overview, designed for comfortable and efficient mowing with minimum maintenance. Bluetooth® connectivity. Double battery slots for Husqvarna 36V battery system provide extended runtime.

Collection/BioClip7/Rear discharge. Cutting width 53 cm. Cutting height 20–75 mm. Self-propelled, variable speed/rear wheel drive.

967 86 20-01

Excl. battery and charger.



### HUSQVARNA LC 347iVX

Self-propelled battery mower with digital speed control and excellent user controls for comprehensive overview, designed for comfortable and efficient mowing with minimum maintenance. Bluetooth® connectivity. Double battery slots for Husqvarna 36V battery system provide extended runtime.

Collection/BioClip7/Rear discharge. Cutting width 47 cm. Cutting height 20–75 mm. Self-propelled, variable speed/rear wheel drive.

967 86 23-01

Excl. battery and charger.



## Outstanding cutting results without cords or petrol

Husqvarna battery-powered mowers are quiet, convenient and effective. This goes for the entire range; regardless of whether you choose a mower from the walk-behind collection, or one of our Automower® robotic mowers, now available in all-wheel-drive models that can handle slopes of up to 70%.

Read more about our robotic mowers from page 2 and forward.

**FIND YOUR PERFECT MATCH**



**BATTERY ADVISOR**

What machine suits you best?  
Let our advisor guide you.  
[husqvarna.com/BatteryAdvisor](https://husqvarna.com/BatteryAdvisor)

**One product,  
multiple tasks**

The battery combi trimmer is one of the most versatile products we have ever built. With no compromising on performance or user-friendliness, you can get not just your trimming done, but a number of garden tasks throughout the seasons.



**HUSQVARNA 325iLK**

Excellent balanced, powerful combi trimmer for demanding users. Compatible with a wide range of Husqvarna professional attachments. Intuitive interface. 3.8 kg excl. battery. 42 cm cutting diameter. Adjustable handle and saveE™ for maximum runtime. T35 trimmer head. 967 85 01-01, with trimmer attachment  
*Excl. battery and charger.*



**HUSQVARNA PA1100  
POLE SAW ATTACHMENT**  
537 18 33-23



**HUSQVARNA ECA850  
EDGER ATTACHMENT**  
967 92 55-04



**HUSQVARNA ESA850  
EDGER ATTACHMENT**  
967 92 56-04



**HUSQVARNA BR600  
BRUSH ATTACHMENT**  
967 29 67-01



**HUSQVARNA SR600-2  
SWEEPER ATTACHMENT**  
967 29 44-01



**HUSQVARNA CA230  
CULTIVATOR ATTACHMENT**  
967 29 42-01



**HUSQVARNA DT600  
DETHATCHER ATTACHMENT**  
967 29 69-01



**HUSQVARNA HA860  
POLE HEDGE TRIMMER ATTACHMENT**  
596 31 66-01



**HUSQVARNA BCA 850  
BRUSHCUTTER ATTACHMENT**  
967 18 59-01



**HUSQVARNA RA850  
WEED SCISSORS ATTACHMENT**  
967 90 85-01



**HUSQVARNA BA101  
BLOWER ATTACHMENT**  
967 28 64-01



## Convenient

Our Convenient series of battery-powered machines consist of a strong range of Husqvarna products designed for use for the occasional everyday easier tasks or the seasonal home garden work. The products are quiet and easy to use and start, yet surprisingly powerful and requiring minimum maintenance.

READ MORE ABOUT  
CHARGING AND WORKING  
TIMES ON PAGE 32.



### HUSQVARNA 120i

Light, convenient saw with Li-ion battery. Tool-less, easy-to-start and with intuitive key pad. Bar length 30 cm. 2.9 kg excl. battery. Chain speed 11.5 m/s. savE™ for maximum runtime.

967 09 82-01

967 09 82-02, incl. QC80 and BLi20



NEW


### HUSQVARNA 215iL

A premium-quality grass trimmer with low noise, low vibrations, and no direct emissions. The trimmer head with rapid replacement is reloaded without dismounting.

2.9 kg excl. battery. 33 cm cutting diameter. Brushless motor, telescopic shaft and adjustable handle. Feed from outside trimmer head.

970 53 60-01

970 53 60-02, incl. 40-B70 and 40-C80



NEW

### HUSQVARNA 110iL

Grass trimmer for smaller gardens, designed to be extremely easy and fun to use. The split shaft makes it easy to transport and store.

3.1 kg excl. battery. 30 cm cutting diameter. Split shaft and adjustable handle. Automatic line feed, edging mode and digital user interface.

970 53 12-01

970 53 12-02, incl. 40-B70 and 40-C80



### HUSQVARNA 120iB

Lightweight, easy to use and quiet battery blower for small and medium gardens. Convenient easy starts, fast acceleration, low weight and three modes for flexible operation.

10 N. 10.5 m³/min. 46 m/s. 2 kg excl. battery.

967 97 61-01

967 97 61-02 incl. BLi20 and QC80



NEW

### HUSQVARNA LC 247i

Battery mower designed for efficient mowing with minimum maintenance. Double battery slots for Husqvarna 36V battery system provide extended runtime.

Collection/BioClip™/Rear discharge. Cutting width 47 cm. Cutting height 20–75 mm. Push.

970 54 20-01

Excl. battery and charger.



### HUSQVARNA LB 146i

Convenient double battery-powered mower for domestic use on small to medium-sized lawns. No need for liquid fuel or cords. Easy to start. Optimized blade for mulching and great manoeuvrability thanks to plastic lightweight deck.

BioClip™. Cutting width 46 cm. Cutting height 35–70 mm. Push.

967 86 21-03

Excl. battery and charger.



NEW

### HUSQVARNA LC 142iS / LC 142i

LC 142iS and LC 142i are compact-size mowers, easy to use and store. Both models deliver great cutting results on smaller to medium-sized lawns.

Collection/BioClip™/Rear discharge. Cutting width 42 cm. Cutting height 25–75 mm.

LC 142iS, 970 54 19-01, self propelled

LC 142i, 970 54 18-01, push

Excl. battery and charger.



### HUSQVARNA 120iTK4

Pole saw/hedge trimmer with good cutting capacity and no direct emissions. Low vibrations. The telescopic tube provides reach of up to 4 m. Separates into two parts for easy transportation. savE™ for maximum runtime.

Pole saw: Bar length 25 cm. 4.1 kg excl. battery. Telescopic tube.

Hedge trimmer: 4.65 kg excl. battery. 2,800 cuts/min. Cutter bar 50 cm.

970 51 59-01, incl. PK4

970 51 59-02, incl. HK4

970 51 59-03, incl. PK4 and HK4

529 35 19-01, PK4

529 35 19-02, HK4

Excl. battery and charger.



### HUSQVARNA LC 137i

Convenient battery-powered mower for domestic use. No need for liquid fuel or cords. Easy to start. Great manoeuvrability thanks to compact cutting deck.

Collection/BioClip™/Rear discharge. Cutting width 37 cm. Cutting height 25–75 mm. Push.

970 50 09-01

Excl. battery and charger.



### HUSQVARNA S138i

A reliable and lightweight dual battery-powered, cordless dethatcher 2-in-1 easy blade shift (moss rake/scarifier). The compact design and foldable handle make it easy to transport and store.

Cutting width 37.5 cm. Work depth –8 mm – +5 mm. Push.

967 92 22-01

Excl. battery and charger.



NEW

### HUSQVARNA 215iHD45

Double-sided battery hedge trimmer, great for any type of hedge. Lightweight, durable and well-balanced, easy to start and use. All-metal gearbox and brushless electric motor provide enough power to cut even the thicker branches.

3.2 kg excl. battery. 3,000 cuts/min. Cutter bar 45 cm. savE™ for maximum runtime.

970 53 65-01

970 53 65-02, incl. 40-B70 and 40-C80

## Husqvarna R 112iC battery Rider

Discover the new generation of Husqvarna battery Riders! Delivering petrol performance without petrol, oils, drivebelts or engine noise. Just charge and go! The modern Li-ion battery technology and electric drive system ensure optimised performance and up to 4,700 m<sup>2</sup> excellent cutting results on one charge. With all the versatility and manoeuvrability of a true Husqvarna Rider.



### HUSQVARNA R 112iC

Li-ion Battery, savE™ and PowerBoost™, BioClip™ and rear discharge. Up to 4,700 m<sup>2</sup> on one charge. Cutting width 85 cm. Cutting height 25–75 mm.

96784 82-01



### THE HUSQVARNA CONNECT APP

# All you need, when you need it

The Husqvarna Connect app is a free of charge digital toolshed for your equipment, making your outdoor work and machine handling easier, more efficient and more rewarding than ever. It contains user guides for a smoother start and maintenance, troubleshooting tips and how-to guides, product specific lists for spare parts and a dealer locator with directions, contact information and opening hours.

With products that feature Bluetooth® connectivity, you'll also get additional functions such as runtime statistics, charging status, remote lock, real-time notifications for maintenance and trouble-shooting, and more.



# Complete your tools for maximum performance



## ADAPTER KIT

For connecting to Husqvarna products with a BLi battery slot. Can also be used for carrying spare batteries and accessories.

590 77 67-02



## CONNECTOR KIT

For connecting Husqvarna 530iBX. For connecting to Husqvarna products with a BLi battery slot. Can also be used for carrying spare batteries and accessories.

590 77 67-03



## HUSQVARNA HIP-PAD

Completes the backpack battery harness in combination with battery brushcutters and battery blowers. For a more convenient and relaxed working position.

587 83 40-01



## HUSQVARNA BATTERY BOX

Box for safe transport and storage of Husqvarna batteries, chargers and other accessories.

Medium, 400×300×210 mm, lid foam and plastic inlet, fits for 6 BLi 100/200/200X batteries or 4 BLi 100/200/200X/300 batteries and 1 QC330/500 charger.

597 16 85-01



## HANDLEBAR FOR BLOWER

Enables you to use both hands to manoeuvre the blowers for a more convenient and relaxed working position. Can be used with or without the hip-pad.

501 71 51-01, 530iBX



## FLAT NOZZLE FOR BLOWER

Extended reach. The solid metal front part enables you to scratch the ground to lift wet leaves or waste. Fits all battery blowers.

579 79 75-01

**BACKPACK BATTERY**

The Husqvarna backpack battery is developed for professional work and designed to withstand heavy use. High capacity and a comfortable harness allow you to work efficiently all day.



**HUSQVARNA BLi950X**  
Backpack battery with long-lasting power and top-class performance, so you can work with fewer breaks and greater efficiency. Good comfort thanks to wide, padded straps and hip belt. 31.1Ah, 1,120 Wh, 9.4 kg.  
967 09 32-01



**GET THE HUSQVARNA APP**

Download the app and get more information about the products.

**LI-ION BATTERIES**

In this range you will find a Husqvarna integrated battery that suits your needs perfectly, whether you want a high-capacity battery for all-day professional use or a low-weight battery developed for less intense work.



**HUSQVARNA BLi300**  
Integrated battery for professional or part-time use. Provides excellent runtime and capacity-to-weight ratio. Features 4-LED charge indicator, all-weather operation and excellent cooling. Rechargeable up to 1,500 times. 9.4 Ah, 338 Wh, 1.9 kg.  
967 07 19-01



**HUSQVARNA BLi200X**  
Integrated battery for professional or part-time use. Optimized with excellent power to weight ratio for demanding applications. Features 4-LED charge indicator, all-weather operation and excellent cooling. Rechargeable up to 1,500 times. 5.0 Ah, 180 Wh, 1.3 kg.  
BLi200X, 970 44 89-01



**HUSQVARNA BLi200/100**  
Integrated battery for professional or part-time use. Provides good runtime in a slim package. Features 4-LED charge indicator, all-weather operation and excellent cooling. Rechargeable up to 1,500 times. 5.0/2.6 Ah, 180/94 Wh, 1.3/0.8 kg.  
BLi200, 967 09 19-01  
BLi100, 967 09 18-01



**HUSQVARNA BLi30**  
Integrated battery for part-time use. Provides excellent runtime and extra power for demanding applications. Features 4-LED charge indicator and excellent cooling. Rechargeable up to 600 times. 7.5 Ah, 270 Wh, 1.9 kg.  
967 93 77-01



**NEW**  
**HUSQVARNA 40-B140**  
Powerful battery for occasional use. Long runtime in a slim package. Features efficient cooling, 4-LED charge indicator. Rechargeable up to 600 times. 4 Ah, 144 Wh, 1.2 kg.  
970 45 72-01



**NEW**  
**HUSQVARNA 40-B70**  
Powerful battery for occasional use. Long runtime in a slim package. Features efficient cooling, 4-LED charge indicator. Rechargeable up to 600 times. 2 Ah, 72 Wh, 0.8 kg.  
970 45 71-01

**CHARGERS**

Husqvarna battery chargers are available in many versions, ranging from standard chargers for occasional use to advanced professional chargers for extremely fast charging.



**HUSQVARNA QC500**  
Extremely fast charging for professional or part-time use. 50% faster than QC330 with BLi300, BLi550X and BLi950X. Active battery cooling, 2-LED status indicator and high power output. 500 W, 220-240 V AC, 1.5 kg.  
970 44 95-01



**HUSQVARNA QC330**  
Quick charging unit for professional or part-time use. With active battery cooling and 2-LED status indicator. 330 W, 220-240 V AC, 1.3 kg.  
970 52 22-01



**HUSQVARNA QC80F**  
Field charger for charging in 12V car/truck outlet during transport. For professional or part-time use. 80 W, 0.6 kg.  
967 62 83-01



**HUSQVARNA QC250**  
Quick charging unit for part-time use, ideal for BLi30. With active battery cooling and convenient desktop design. 250 W, 100-240 V AC, 0.7 kg.  
967 97 01-01



**NEW**  
**HUSQVARNA 40-C80**  
Compact single bay desktop charger, suitable for over-night charging. 80 W, 100-240 V AC, 0.65 kg.  
970 48 78-01



**HUSQVARNA V1600F VOLTAGE CONVERTER**  
Enables quick charging in the field by converting 12V DC from any lead-acid battery to 220 V AC for your QC500, QC330 or 40-C80 chargers. For professional or part-time use.  
967 62 85-01

# How long will the battery last?

The operating time of a fully-charged battery depends on three variables: the capacity of the battery, which machine the battery is used with, and whether you're doing light or tough work. This chart gives you an estimate of the operating time you can expect from your Husqvarna battery equipment in different situations.

The charging time for a fully discharged battery depends on the capacity of the battery and which charger you use. In many cases the charging time will be shorter than the operating time. This means that with two batteries available, you can work continuously – with one battery powering your equipment, and the other battery charging



## Charging time for different batteries and chargers



BATTERY	CHARGING CYCLES UP TO	QC500		QC330		QC250		40-C80 / QC80F	
		CHARGING LEVEL		CHARGING LEVEL		CHARGING LEVEL		CHARGING LEVEL	
		80%	100%	80%	100%	80%	100%	80%	100%
<b>BLI950X</b>	1500	1 h 40 min	2 h 20 min	3 h	4 h 5 min	–	–	–	–
<b>BLI300</b>	1500	35 min	1 h	55 min	1 h 20 min	1 h 5 min	1 h 30 min	4 h	4 h 20 min
<b>BLI200X / BLI200</b>	1500	30 min	50 min	30 min	50 min	35 min	55 min	2 h 25 min	2 h 40 min
<b>BLI100</b>	1500	30 min	50 min	30 min	50 min	30 min	50 min	1 h 5 min	1 h 25 min
<b>BLI30</b>	600	30 min	50 min	45 min	1 h 5 min	1 h	1 h 20 min	3 h 15 min	3 h 35 min
<b>40-B140</b>	600	25 min	40 min	25 min	40 min	30 min	45 min	1 h 50 min	2 h 10 min
<b>40-B70</b>	600	25 min	40 min	25 min	40 min	25 min	40 min	50 min	1 h 10 min

Best option Required battery temperature for charging: min. 5 °C max. 40 °C



**FIND YOUR PERFECT MATCH**



**BATTERY ADVISOR**

What machine suits you best?  
Let our advisor guide you.  
[husqvarna.com/BatteryAdvisor](https://husqvarna.com/BatteryAdvisor)



**BATTERY PRODUCTS**

Explore our range of chargers,  
adapters and battery products.  
[husqvarna.com/Battery](https://husqvarna.com/Battery)









# Charge up!

The charts below give you an idea of which battery and charger combo that suits your equipment and type of work. Level up to a little more capacity, or add an extra battery, and your work will be even more enjoyable and rewarding in the long run.

## Working time on one charge



APPLICATION	PRODUCT NAME	BATTERY							
		BLI950X	BLI300	BLI200X	BLI200	BLI100	BLI30	40-B140	40-B70
<b>CHAINSAWS</b>									
Take down /removal	 540I XP*****	12 h	3 h 30 min	2 h	2 h	1 h	3 h	1 h 30 min	45 min
Pruning in tree	540I XP*****	17 h 30 min	5 h 30 min	3 h	3 h	1 h 30 min	4 h	2 h	1 h
	535I XP*	17 h 30 min	5 h 30 min	3 h	3 h	1 h 30 min	4 h	2 h	1 h
Pruning	540I XP*****	7 h 30 min	2 h 15 min	1 h 15 min	1 h 15 min	40 min	1 h 45 min	1 h	30 min
	535I XP*	7 h 30 min	2 h 15 min	1 h 15 min	1 h 15 min	40 min	1 h 45 min	1 h	30 min
	340I	8 h 15 min	2 h 15 min	1 h 15 min	1 h 15 min	40 min	1 h 50 min	1 h	30 min
Log cutting	540I XP*****	3 h 30 min	1 h	30 min	30 min	15 min	45 min	30 min	15 min
	535I XP*	3 h 30 min	1 h	35 min	35 min	15 min	45 min	30 min	15 min
	340I	4 h	1 h	35 min	35 min	15 min	45 min	30 min	15 min
Carpenting	540I XP*****	18 h 45 min	5 h 30 min	3 h	3 h	1 h 30 min	4 h 30 min	2 h 30 min	1 h 15 min
	535I XP*	18 h 45 min	5 h 30 min	3 h	3 h	1 h 30 min	4 h 30 min	2 h 30 min	1 h 15 min
	340I	20 h 30 min	5 h 30 min	3 h	3 h	1 h 30 min	4 h 30 min	2 h 30 min	1 h 15 min
<b>POWER CUTTER*</b>									
Cutting, concrete garden plates, 40 mm	 K 535I	-	40 pcs	20 pcs	20 pcs	-	-	-	-
Cutting, roof tiles	 K 535I		165 pcs	85 pcs	85 pcs				
Cutting, granite, 70 mm	 K 535I		10 pcs	6 pcs	6 pcs				
Cutting, floor tiles, 7 mm	 K 535I		240 pcs	140 pcs	140 pcs				
<b>POLE SAWS</b>									
Pruning	 530IPT5	11 h 30 min	3 h 30 min	2 h	2 h	50 min	2 h 50 min	1 h 30 min	40 min
	530IP4	11 h 30 min	3 h 30 min	2 h	2 h	50 min	2 h 50 min	1 h 30 min	40 min
	115IPT4	11 h 30 min	3 h 30 min	2 h	2 h	50 min	2 h 50 min	1 h 30 min	40 min
<b>FORESTRY CLEARING SAW</b>									
Clearing	 530IPX	8 h 15 min	2 h 30 min	1 h 20 min	1 h 20 min	40 min	2 h	1 h	30 min
<b>BRUSHCUTTERS</b>									
Clearing	 535IFR****	3 h 20 min	1 h	30 min	30 min	-	45 min	20 min	-
Tough grass cutting	535IRXT****	2 h 25 min	45 min	25 min	25 min	-	35 min	15 min	-
	535IRX****	2 h 25 min	45 min	25 min	25 min	-	35 min	15 min	-
	535IFR****	2 h 25 min	45 min	25 min	25 min	-	35 min	15 min	-
Tough grass cutting	535IRXT****	1 h 50 min	30 min	15 min	15 min	-	20 min	10 min	-
	535IRX****	1 h 50 min	30 min	15 min	15 min	-	20 min	10 min	-
	535IFR****	1 h 50 min	30 min	15 min	15 min	-	20 min	10 min	-
<b>TRIMMERS</b>									

☐ Recommended battery — Not recommended \*Requires BLI backpack batteries. \*\*Requires backpack battery / battery belt FLEXI. \*\*\*Requires adapter plate and battery adapter for use with backpack battery. \*\*\*\* Full capacity only provided by BLI200X or BLI300 \*\*\*\*\* RUN time refers to the use of 2 pcs BLI batteries N/A = Values were not available at time of printing

The runtimes are up-to times and correspond to work time using savE™: actual work, basic maintenance and movement/climbing needed for generic operations. Given guidelines are indicative only and may not always be repeatable from one setting to another (using MTX 35 silent core blade starting with a fully charged battery).



APPLICATION	PRODUCT NAME	BATTERY								
		BLI950X	BLI300	BLI200X	BLI200	BLI100	BLI30	40-B140	40-B70	
Tough grass cutting		520IRX	4 h 15 min	1 h 15 min	40 min	40 min	20 min	60 min	30 min	15 min
		520ILX	4 h 15 min	1 h 15 min	40 min	40 min	20 min	60 min	30 min	15 min
		325ILK	2 h 50 min	50 min	30 min	30 min	15 min	40 min	20 min	10 min
		315IC	3 h 45 min	1 h	35 min	35 min	20 min	50 min	30 min	15 min
		215IL	N/A	N/A	N/A	N/A	N/A	N/A	N/A	N/A
Light grass cutting		520IRX	8 h 15 min	2 h 15 min	1 h 20 min	1 h 20 min	40 min	1 h 50 min	1 h	30 min
		520ILX	8 h 15 min	2 h 15 min	1 h 20 min	1 h 20 min	40 min	1 h 50 min	1 h	30 min
		325ILK	5 h 40 min	1 h 40 min	50 min	50 min	30 min	1 h 15 min	45 min	20 min
		315IC	6 h	1 h 45 min	1 h	1 h	30 min	1 h 25 min	50 min	25 min
		215IL	N/A	N/A	N/A	N/A	N/A	N/A	N/A	N/A
		110IL	N/A	N/A	N/A	N/A	N/A	N/A	N/A	N/A
<b>HEDGE TRIMMERS</b>										
Tough cutting		520IHT4	6 h	1 h 45 min	1 h	1 h	30 min	1 h 20 min	50 min	25 min
		520IHE3	6 h	1 h 45 min	1 h	1 h	30 min	1 h 20 min	50 min	25 min
		520IHD70	6 h	1 h 45 min	1 h	1 h	30 min	1 h 20 min	50 min	25 min
		520IHD60	6 h	1 h 45 min	1 h	1 h	30 min	1 h 20 min	50 min	25 min
		215IHD45	N/A	N/A	N/A	N/A	N/A	N/A	N/A	N/A
Light trimming		520IHT4	12 h 30 min	3 h 45 min	2 h	2 h	1 h	3 h	1 h 30 min	50 min
		520IHE3	12 h 30 min	3 h 45 min	2 h	2 h	1 h	3 h	1 h 30 min	50 min
		520IHD70	12 h 30 min	3 h 45 min	2 h	2 h	1 h	3 h	1 h 30 min	50 min
		520IHD60	12 h 30 min	3 h 45 min	2 h	2 h	1 h	3 h	1 h 30 min	50 min
		215IHD45	N/A	N/A	N/A	N/A	N/A	N/A	N/A	N/A
<b>BLOWERS</b>										
Tough blowing		550IBTX*	1 h	—	—	—	—	—	—	—
		340IBT*****	—	35 min	20 min	20 min	N/A	35 min	15 min	N/A
		530IBX**	1 h 45 min	35 min	15 min	15 min	10 min	30 min	15 min	5 min
		525IB MK II	N/A	N/A	N/A	N/A	N/A	N/A	N/A	N/A
		325IB	N/A	N/A	N/A	N/A	N/A	N/A	N/A	N/A
		120IB	2 h 40 min	45 min	25 min	25 min	15 min	40 min	20 min	10 min
Light blowing		550IBTX*	1 h 45 min	—	—	—	—	—	—	—
		340IBT*****	—	55 min	30 min	30 min	20 min	45 min	20 min	15 min
		530IBX**	3 h 30 min	1 h	35 min	35 min	15 min	50 min	30 min	15 min
		525IB MK II	N/A	N/A	N/A	N/A	N/A	N/A	N/A	N/A
		325IB	N/A	N/A	N/A	N/A	N/A	N/A	N/A	N/A
		120IB	4 h 40 min	1 h 20 min	40 min	40 min	20 min	1 h 5 min	30 min	15 min
<b>LAWN MOWERS</b>										
Mowing		LC 551IV***	1 h 40 min	30 min	15 min	15 min	—	—	—	—
		LB 553IV***	1 h 50 min	35 min	20 min	20 min	—	—	—	—
		LB 548I***	1 h 55 min	35 min	25 min	25 min	—	—	—	—
		LB 448I	—	45 min	25 min	25 min	—	35 min	—	—
		LB 442I	—	55 min	35 min	35 min	—	50 min	—	—
		LC 353IVX	—	35 min	20 min	20 min	—	30 min	15 min	—
		LC 347IVX	—	40 min	20 min	20 min	—	30 min	15 min	—
		LC 247I	—	45 min	25 min	25 min	—	40 min	20 min	—
		LB 146I	—	1 h	30 min	30 min	—	50 min	25 min	—
		LC 142IS	—	1 h 10 min	40 min	40 min	—	1 h	30 min	—
		LC 142I	—	1 h 15 min	45 min	45 min	—	1 h 5 min	35 min	—
LC 137I	—	2 h 15 min	1 h 15 min	1 h 15 min	40 min	1 h 55 min	1 h	30 min		
<b>DETHATCHERS</b>										
Dethatching		S138I	—	1 h	—	30 min	—	50 min	25 min	—

☐ Recommended battery — = Not recommended \*Requires BLi backpack batteries. \*\*Requires backpack battery / battery belt FLEXI. \*\*\*Requires adapter plate and battery adapter for use with backpack battery. \*\*\*\* Full capacity only provided by BLi200X or BLi300 \*\*\*\*\* RUN time refers to the use of 2 pcs BLi batteries N/A = Values were not available at time of printing

The runtimes are up-to times and correspond to work time using saveE™: actual work, basic maintenance and movement/climbing needed for generic operations. Given guidelines are indicative only and may not always be repeatable from one setting to another (using MTX 35 silent core blade starting with a fully charged battery).



Husqvarna®



Follow us on social media



Copyright © 2022 Husqvarna AB (publ). All rights reserved. Husqvarna and other product and feature marks are trademarks of Husqvarna Group or its licensors. The Bluetooth® word mark and logos are registered trademarks owned by Bluetooth SIG, Inc. and any use of such marks by Husqvarna is under license.

[www.husqvarna.com/uk/](http://www.husqvarna.com/uk/)

Husqvarna conducts continuous product development and reserves the right to change designs, specifications, technical data and equipment levels without prior notification. As an operator you are responsible for the proper use of our products and so you should read and understand all instructions and warnings in the operator manuals before using the products. Consult your dealer about the equipment and performance of our products in your country, as this can vary per country. Regarding protective clothing and safety equipment, design and use of reflective clothing, carefully check the legal requirements in your country. Reasonable steps are taken to ensure that technical data is up-to-date at the time of publication. We cannot accept responsibility for printing errors.