



Husqvarna®

Professional Products and Services **2024**



FOR AN EASIER, SMARTER WORKDAY

**Products, accessories, and
digital solutions for tree care and
greenspace professionals**



Husqvarna®

Professional Products and Services **2024**



FOR AN EASIER, SMARTER WORKDAY





















**Products, accessories, and
digital solutions for greenspace
and tree care professionals**

Welcome to a better work experience

We are pioneers, innovators, and trailblazers. We are instruments of change, developing and perfecting the solutions of tomorrow for the challenges of both the here, the now, and the future. But, above all, we are suppliers of premium products and smart services that make your life better. That make workdays easier and makes caring for all things green simpler and more efficient. We are here to make you better. Welcome to Husqvarna.





A WORD FROM OUR PRESIDENT	4	
PRODUCT NEWS 2024	8	
OUR COMPLETE BATTERY OFFERING	12	
A MARKET LEADER IN ROBOTIC MOWERS	16	
OUR COMPREHENSIVE CHAINSAW OFFERING	22	
SERVICES BY HUSQVARNA	26	
HUSQVARNA FLEET SERVICES	30	
BATTERY PRODUCTS	34	
ROBOTIC MOWERS	48	
CHAINSAWS	60	
FORESTRY CLEARING SAWS	86	
BRUSHCUTTERS AND TRIMMERS	90	
HEDGE TRIMMERS	108	
BLOWERS	116	
POWER CUTTERS	120	
RIDE-ON MOWERS	128	
LAWN MOWERS	136	
FUEL AND LUBRICANTS	154	
PROTECTIVE EQUIPMENT	158	
HUSQVARNA XPLORER LEISURE COLLECTION	174	

Husqvarna conducts continuous product development and reserves the right to change designs, specifications, technical data, and equipment levels without prior notification. As an operator, you are responsible for the proper use of our products and should read and understand all instructions and warnings in the operator manuals before using the products.

Consult your dealer about the equipment and performance of our products in your country, as this can vary per country. Regarding protective clothing and safety equipment, design, and use of reflective clothing, carefully check the legal requirements in your country. Reasonable steps are taken to ensure that technical data is up to date at the time of publication. We cannot accept responsibility for printing errors.

Finding new and better ways to do things right

What started as a small foundry and weapons manufacturer in Huskvarna, Sweden in 1689, has grown into a global, well-respected provider of products and solutions for greenspace and tree care professionals. Today, Husqvarna is a market leader in robotics as well as a driving force in new autonomous solutions and the inevitable switch from petrol to battery.

We all know that our collective green spaces are more important than ever before, and that everyone working in the business of caring for them, plays a crucial part in fighting climate change. Our first priority must therefore be to help our customers to be the best they can be, in the best way possible. We all need to embrace change, and we need to do it together, as partners.

Our commitment to this change is what drives us. We leverage our expertise and our power of innovation to contribute to the work towards fossil fuel independence, spearheading new and better solutions and methods. Our large range of high-performance battery-powered machines as well as our autonomous mowing solutions help professionals all over the world reduce the CO₂ emissions emitted during use of their products.

In 2022, we introduced the future of large-scale commercial autonomous turf care – Husqvarna CEORA™ – to the market. With zero CO₂ emissions during use, CEORA™ can reduce an operation's carbon footprint substantially. When compared to a Husqvarna diesel-powered ride-on mower, over the product's complete lifecycle, you can cut your overall emissions with as much as up to 83%*.

But this is just one example. From our complete offering for the mobile landscaper or tree care professional, down to the smallest detail, we're continuously evolving, fine-tuning, and adapting our products and services.

We have a responsibility to our professional customers – and to the world at large – to keep finding the new and the better, and we invite you to join us on the journey of making green spaces even greener. Together, we can make a real difference, contributing to a more sustainable future for us all.

Yvette Henshall-Bell

President, Global Professional Business Unit
Husqvarna Forest & Garden Division



Three centuries and counting

Ever since the very beginning, the driving force of the entire Husqvarna company has been about progress. About finding new ideas, new methods, and new technological solutions. Today's ground-breaking solutions in landscaping and tree care are the result of continuous evolution – challenging the status quo to find new and better ways, for our users as well as for the environment and the world around us. And the journey continues.





1689

Fine metal machining

Husqvarna is founded. Production of rifles, followed by sewing machines, and kitchen equipment.

1903

Combustion and electric engines

In 1903, Husqvarna's first motorcycle is produced. From thereon, the production of lightweight, powerful motorcycle engines became a hallmark in racing bikes all over the world.

1946

Lawnmowers

The first engine-powered lawnmower is manufactured, beginning the company's focus on outdoor products.



1959

Chainsaw pioneers

The first Husqvarna chainsaw is produced. It is followed by innovations such as the X-TORQ® engine, chain brake, and TrioBrake™ features, cementing Husqvarna's position as an authority among chainsaw suppliers.



1969

Focused on ergonomics

Ever since the launch of the world's first chainsaw with antivibration system in 1969, well-balanced products, easy manoeuvrability and low weight – as the development of additional products – has been our focus.



1985

Lawn mowing improvements

Ground-breaking innovations within lawn mowing, for example ride-on front mowers with articulated steering.



1995

Productivity and sustainability

To improve efficiency while minimising environmental impact, innovations such as Husqvarna Air injection™ and AutoTune™ are implemented. The first robotic mower, Husqvarna Automower®, as well as battery solutions, are introduced.



2018

Business solutions

Fleet management system Husqvarna Fleet Services™ is launched, allowing for new levels of control of product fleets. It's followed by beneficial services such as leasing and service contracts.



2019

Automation

Husqvarna EPOS™ Technology is presented, increasing the possibilities for our autonomous solutions. The shift from petrol to battery intensifies.

2022

Husqvarna CEORA™

Fully automated, autonomous large area mowing is made possible with the ground-breaking Husqvarna CEORA™ robotic mower.



PRODUCT NEWS 2024

All you need for an improved cutting experience

63

HUSQVARNA 562 XP® MARK II AND 560 XP® MARK II

New 60cc chainsaws made for movement

Countless hours of development have gone into the redesign and improvement of our new 60cc saws – Husqvarna 562 XP® Mark II and 560 XP® Mark II. Less weight, user-centric design and excellent manoeuvrability has given them their given tagline, they are – just like you – made for movement.



65

HUSQVARNA T542i XP® AND 542i XP®

The world's first battery chainsaws with a clutch

Experience impressive kick-start energy from a clutch – while enjoying all the benefits of battery at the same time. This is what you get from the new Husqvarna T542i XP® and 542i XP®, our latest battery saws that bring new levels of energy to life in the treetops and on the ground level.

74

HUSQVARNA X-CUT™ C33 AND X-CUT™ C35

Superior cutting efficiency in clean conditions

Try out a new dimension of cutting efficiency and durable sharpness with our new Husqvarna X-CUT™ C33 and X-CUT™ C35 chains. They are made by Husqvarna for your Husqvarna – to ensure you get the best possible output from your 40cc to 60cc chainsaws.





173

HUSQVARNA X-COM ACTIVE HEARING PROTECTION

Experience next level team communication

Crystal clear sound, advanced noise reduction, and no delay. And excellent hearing protection, of course. Designed specifically for tree care specialists, the new X-COM Active communication system is a true game-changer.



173

HUSQVARNA X-SYNC HEARING PROTECTION

Hearing protection with Bluetooth® connectivity

The new Husqvarna X-SYNC hearing protection not only helps keep harmful noise out – it also allows you to hear ambient sound, use your mobile phone hands-free, and listen to streaming audio or the built-in FM radio.

160–163

New high-end collection of chainsaw clothes

Time to update your wardrobe of chainsaw clothes? Are you looking for the most durable stuff, or the best fit for movability? Check out the new Technical Extreme, Technical Robust and Technical Extreme Arborist models.



PRODUCT NEWS 2024

Tailored for demanding professionals

39

HUSQVARNA 525iHF3, 525iHE4 AND 525iHE3

Battery pole hedge trimmers with impressive power

We're expanding our range of battery pole hedge trimmers with three new 25cc power-equivalent models. With up to 4 meters reach you'll cut wide, high and low hedges comfortably, efficiently, and quietly. Available with fixed cutting bar or cutting bar with adjustable angle.



43

VEHICLE-INTEGRATED BATTERY MOBILITY

Save loading time and optimise battery performance

Our new battery mobility solution provides landscapers and tree care specialists with the benefit of integrated storage, and transporting and charging of Husqvarna BLi-X 36V batteries directly in your work vehicles.

44

HUSQVARNA 40-C1000X4

Multi-rack charger and transport box for in-field use

Improve your battery charging, handling and transporting indoors and outdoors with our new Multi-rack charger and transport box. Enables quick charging of up to 4 Husqvarna BLi-X 36V batteries simultaneously, with maximum 600W per slot (max. 1000W total). The durable and weatherproof (IPX4) design protects your batteries in all conditions.



55

HUSQVARNA AUTOMOWER® 520 EPOS™

Wire-free autonomous mowing for smaller commercial lawns

With the new Automower® 520 EPOS™ robotic mower, we make autonomous, wire-free commercial mowing available also for smaller lawns. Via Husqvarna Fleet Services™ you easily and remotely set up mowing schedules, stay-out zones and more.



56

SOLAR CHARGER FOR HUSQVARNA AUTOMOWER®

Let the sunshine power your robotic mowers

What could make your Husqvarna Automower® even more versatile, if not our innovative accessories? The new solar-powered charger enables you to put your robotic mowers to work beyond the limits of the power grid.



134

HUSQVARNA P 524XR EFI FRONT MOWER

Get out of the seat and keep mowing

Introducing P 524XR EFI – our first remote-controlled front mower. Equipped with a powerful and fuel-efficient Kawasaki EFI engine with all-wheel-drive, it opens new possibilities for efficient mowing of banks and other steep slopes. You just get out of the seat and keep mowing.



41

HUSQVARNA LB 448iV

48 cm self-propelled mulching battery mower

Introducing our first self-propelled mulching battery mower in the popular 48 cm size for semi-professional use. You get a robust aluminium cutting deck, variable speed FWD with transport mode and dual BLi-X 36V battery slots – a proven formula for productivity.

138

HYBRID TURF DETHATCHER

Extend the game for your local football club

With our innovative hybrid turf dethatcher mounted on your Husqvarna front mower, you can perform regular dethatching on hybrid grass football pitches quickly and easily. This can reduce the need for costly renovations as well as increase the availability.





A complete battery system – a world of possibilities

At Husqvarna, we've been in the forefront of the battery revolution since the introduction of our first battery products in 1995. Since then, we've been driving the shift with flexible, cutting-edge products and solutions. Today, our offering goes beyond just products, and instead consists of a complete and scalable system. An extensive system that accommodates the needs of discerning professionals on their way to a hassle-free, battery-powered future.



A complete eco-system

From our state-of-the-art Husqvarna BLi-X 36V battery products, chargers, and batteries, to smart accessories, fleet management and beneficial services, Husqvarna's complete battery solution covers all the bases. Mobile charging possibilities will add productivity to your operation, whereas the system's overall flexibility provides scalability, making it possible to make the switch in a way that best suits your business. And we won't change the layout of neither batteries nor machines, the perfect fit is here to stay.

Purpose-designed products

Our battery system – our range of machines, our E-TORQ™ motors, and our batteries – are all developed for dedicated applications and long hours of professional use. This means durable and reliable, perfectly balanced products with encapsulated motors, IPX classified for all-weather performance. Additionally, countless hours have gone into achieving user-centric, ergonomic design, enabling long days at work without fatigue or unnecessary strain.

A world of benefits

Buying into the Husqvarna battery system comes with a wide range of benefits for your operators, your operation – and society at large. Benefits such as low noise and vibration levels and zero CO₂ emissions during use are easy to spot, while the low running costs and the system's scalability will be a long-term benefit to your business.

Stay connected and monitor your footprint

A switch to Husqvarna BLi-X 36V battery system is an excellent way to help you with reducing your operation's carbon footprint. With our digital management tool, Husqvarna Fleet Services, you get a complete overview of your products, their location and status – and you easily calculate your operation's footprint.

Get a head start without upfront investment

Make a faster shift towards a battery-powered workday with Husqvarna Lease Plus. With this beneficial leasing option, you get the products, chargers, batteries, and accessories you need without any upfront investments. You can enjoy peace of mind, knowing that you have access to repairs, emergency loaner equipment, and yearly maintenance – all covered by a single contract.





The complete Husqvarna battery offering

Our complete battery system comprises an impressive range of machines, powerful batteries and chargers, as well as accessories. With Husqvarna as a partner, you'll have access to everything you need to make your battery-powered operation hassle-free and productive.



Extensive product range

The complete range of powerful cordless battery machines will cater to any professional need. Blowers, brushcutters, grass trimmers, hedge trimmers, power cutters, pole saws, chainsaws and walk-behind mowers – all with power equivalent to their petrol-powered counterparts, all ready for reliable demanding action.



Charge up for the better

For stationary set-ups or for the mobile professional on the go – Husqvarna provides the best solution for your specific needs. Fast chargers, large-scale charging rails or in-field and mobile charging solutions, will make sure you never run out of steam. All batteries and fast chargers feature ActiveCool that enables active battery cooling to keep charging times short.

The truly mobile set-up

With our mobile charging hubs, you're provided with reliable charging independent of the surrounding temperature, secure battery transport and organised storage. All easily accessible, saving time on loading and un-loading. Simply plug them in after the workday and all your batteries are charged and ready for action the next morning. Add Husqvarna Fleet Services™ and our connectivity gateway, and you've got the ideal set-up for modern, mobile, battery-powered work.



Any way you want


No matter what your job tasks are, our battery system provides the necessary flexibility. While on the job, you can carry the battery integrated in the machine, on our battery belt, or use a backpack battery.

Efficient, powerful motors

Our Husqvarna E-TORQ™ motors deliver high, constant torque from low rpms, enough for the most demanding tasks. They are reliable and durable as the number of moving parts and the encapsulated motors are built to withstand tough, prolonged professional use. They are completely maintenance-free and will last the entire product lifetime.



Leading the way in autonomous mowing solutions

A person is crouching on a lush green golf course at sunset. The person is wearing a dark jacket and light-colored pants, and is looking down at the grass. The background features a lake, trees, and mountains under a cloudy sky. The overall scene conveys a sense of leadership and innovation in a natural setting.

Husqvarna is the market leader in commercial robotic mowers and has pioneered ground-breaking solutions such as the AWD robotic mower and Husqvarna CEORA™ for large-scale commercial operations. We're industry drivers who've continuously spearheaded innovations for the future of commercial lawcare, for a more sustainable future with zero CO₂ emissions during use and disturbing noise pollution – and we invite you to follow us there.

Leading the way

Our first robotic mower hit markets all the way back in 1995, and since then we've continuously developed, strengthened, and refined our robotic solutions offering. This pioneering mindset has made us market leaders in commercial robotic mowing and a trusted supplier of reliable and efficient autonomous solutions that truly make a difference.



Exceptional cutting quality

Commercial turf care requirements set a high bar when it comes to results. No matter if it's a football field, a golf course or an urban park, the cut quality must be pitch perfect. This is why Husqvarna autonomous mowers are equipped with razor sharp blades that deliver consistently excellent results. Additionally, you can easily control the cutting height.

Autonomous mowing equals less time spent

Husqvarna robotic mowers operate autonomously when and where you want them to. 24/7, at night, when the area is free from occupants, no matter the weather. You control the mowing schedule and get perfect results with minimal hands-on work. This means that you free up time that can be spent on other, more rewarding jobs.

Less cost, less impact

A switch to battery-powered robotic mowers – that produce zero CO₂ emissions during use – can help you lower your overall carbon footprint. Moreover, the lower operational cost and the fact that autonomous mowing frees up time to do other tasks, thus reducing time for management, helps lower your overall costs even more.





An autonomous offering that covers all your bases

Smaller, hilly, complex areas or large lawn expanses. Football fields or city parks. Husqvarna autonomous mowers will handle just about any challenge you throw their way. Robust, reliable, and efficient, our range of robotic mowers will free up time while delivering excellent results around the clock.



Husqvarna Automower® – for smaller or more complex areas

Automower® is a highly adaptable robotic mower with an area capacity of up to 10,000 m². As a complement to CEORA™ or on its own, it'll navigate smaller or more complex areas with ease, providing premium cutting results. For hilly areas, the all-wheel-drive model easily handles slopes as steep as up to 70 %.



Husqvarna CEORA™ – changing the game for large-scale turf care

CEORA™ represents the future of commercial turf care and is a superb solution for large areas such as football fields, large park areas or golf courses. With a capacity of up to 50,000 m², CEORA™ is an autonomous solution that will take your commercial operation into the future. Looking ahead, CEORA™ is built as a multi-carrier, opening future doors to other purposes and tasks.



The best start of a beautiful friendship

When acquiring CEORA™, to ensure the best possible start of your robotic journey, you also get HyperCare – a service package that consists of operation training, blade changes and maintenance during three initial stages. And, naturally, all mowers are equipped with theft protection.



Lease your way into the future of commercial lawn mowing

Experience more efficient operations with Husqvarna professional robotic mowers by opting for our favourable leasing options. When you choose Husqvarna Lease Plus, you rid yourself of any upfront investments. You know all the costs involved from the start, which helps financial planning. Operational leasing, bundles your equipment, parts, yearly services and repairs, emergency loaner, insurance against theft and more.

Manage your entire fleet with ease

Set the mowing area, the cutting height, and the mowing schedule – directly on your smartphone. With Husqvarna Fleet Services you get a perfect overview of your machines, their status, and their location. Additionally, you get valuable operational insights and service reminders. Read more on page 30.

Autonomous solutions. Infinite possibilities.

Thanks to their broad application range, Husqvarna autonomous solutions create huge opportunities for our greenspace professionals to scale up or refine their operations. Sports clubs, facility managers, municipalities, landscapers or anyone else involved in commercial turf care can benefit from everything from superb results and impressive terrain performance to the chance to save on both time and operational costs.

GOLF COURSES

Rewarding your players, accountants, and neighbours

CEORA™ and Automower® robotic mowers are ideal solutions for golf courses. By having a team of robotic mowers discretely and quietly mowing your roughs and fairways, you're able to consistently deliver a high cutting quality of the turfs. This gives golfers a perfect course that's ready for play – at a significantly lower cost and disturbance than with conventional, manual mowing. All in all, a satisfying result for your greenkeepers, accountants, and players.



SPORTS FIELDS

A winning solution for your club

A sports field – be it for football or athletics – is often heavily used and the grass requires extra tending and care. The maintenance can often be difficult, and the need for fertilising, watering and minute care can be both expensive and time-consuming. Husqvarna autonomous solutions work according to your schedule so as not to interfere, and cut the grass every day or night, adding small composting clippings that serve as natural fertiliser that strengthen the lawn.

FACILITIES

Adding value for your customers and your business

Working as a facility manager means that you often face a wide number of varying tasks throughout the workday. Handing over turf care to a robotic solution provides you with the benefits of excellent results at a reduced operational cost, while simultaneously freeing up time to focus on other tasks.



MUNICIPALITIES

Towards better green spaces

In most cities and urban areas, there are ever-stricter rules on emissions. Husqvarna autonomous solutions offer a wide range of benefits thanks to low noise levels and greatly reduced CO₂ emissions compared to diesel or petrol mowers. The moderate equipment costs and minimum labour needs are also beneficial solutions for professionals employed by municipalities.



LANDSCAPERS

The best solution for the great wide open

Landscapers and greenspace professionals in charge of wide stretches of lawns – like parks – are often subject to restrictions and regional regulations regarding emissions and/or noise. Using a number of Automower® robotic mowers will take care of huge areas, delivering perfect results while helping you achieve sustainability goals. Connecting your robotic mowers to Husqvarna Fleet Services will further assist you in staying in control and planning for high and low seasons



We are loggers, tree care specialists, and chainsaw experts

Our comprehensive chainsaw offering is designed to meet every challenge you face in the best possible way – with game-changing products, accessories, and services that deliver what you need to be the best in your field.



More than six decades of expertise

We've been perfecting our chainsaw technology ever since 1959. Our experience has made us into chainsaw experts, regardless of whether they're powered by petrol or battery. This tried and tested know-how provides us with the engineering edge needed to offer products that help our users excel at what they do.

A relentless spirit of innovation

Husqvarna has spearheaded some of the chainsaw industry's most game-changing features. From engine technology, via tailored chains and bars, to intelligent software – we've continuously introduced innovations that have changed the working lives of forestry and tree care specialists all around the world.

Chainsaw excellence makes up our DNA

We were born in the Swedish forest and chainsaw work is in our blood. Making chainsaw work easier, improving handling and manoeuvrability is an important part of our DNA. Added to that, is a strong focus on cutting capacity and reliability. In every chainsaw we produce, in every chain and bar, we're guided by these characteristics, always aiming for the very best user experience.


Designed for professionals, by professionals

At Husqvarna, we are forestry and tree care specialists. Thus, we've experienced, first-hand, the environment where our products need to perform beyond expectations. Our know-how and experience has helped us tailor and fine-tune our extensive offering to fit professional users like hand in glove.



The Husqvarna comprehensive offering for loggers and tree care specialists

Our comprehensive range of professional forestry and tree care equipment doesn't stop with first-class chainsaws. At Husqvarna, we cater to your professional requirements all the way. From protective clothing, climbing gear and state-of-the-art communication systems to minute details such as file gauges.



Top-of-the-line chainsaws

Our comprehensive range of chainsaws include everything from small, battery-powered pruning saws for exact precision to heavy-duty, petrol-powered 90cc powerhouses. The unifying traits are the attention to detail, the user-centric design and the many intuitive features that make them stand out from the crowd.



Husqvarna bars for Husqvarna chainsaws

The Husqvarna range of bars are tailored to be the perfect fit for Husqvarna chainsaws. Choose between high-quality and durable X-FORCE™, X-TOUGH™, X-TOUGH™ Light bars, or – for precise tree surgeon work – the smaller and more flexible X-PRECISION™ bars.

Getting up and down in style

We are dedicated tree care specialist suppliers, and as such we offer an entire eco system of essential equipment. From top-handle saws, tools, and accessories to completely refurbished Work System cars. In addition, our range of climbing gear will meet just about any requirements. Ropes or harnesses of the very best quality will allow you to perform at peak capacity on your way up, on your way down – and while in the treetops.



Tailor-made protection

Our wide range of protective work wear, helmets, and other garments has been specifically developed for demanding forestry and tree care professionals. Thanks to innovative protective solutions, and high quality material, you'll be protected and comfortable throughout the entire workday.



Elevate your communication

Communication is key. On the ground, but just as much up in a treetop, with your chainsaw doing its thing. The Husqvarna answer to the challenge is called X-COM Active – a robust, high-tech communication and hearing protection system that helps cancel out the chainsaw's noise and provides crystal-clear sound quality for you and up to 10 team members.

Husqvarna X-CUT™ and Husqvarna X-PRECISION™ chains

Our chains are developed side by side with our chainsaws and are the perfect match, no matter if it's an X-CUT™ chain for heavy-duty felling, or the X-PRECISION™ chains for detailed and precise tree care work. All chains are sharp right out of the box and provide optimised performance for your favourite Husqvarna saw.



SERVICES BY HUSQVARNA

A partnership you can rely on

When you choose Husqvarna you're not just investing in innovative, professional mowers, machines, and equipment. You're getting a partnership that supports you and your business every step of the way. Services by Husqvarna make it easy to lease and own modern, highly efficient and reliable products for outstanding results and more peace of mind. Opening new possibilities to maximise the cost efficiency and uptime of your business – making every day smoother and more productive. As we see it, that's what a successful partnership is all about.

[READ MORE](#)

For more information on how Services by Husqvarna applies to your specific market, please visit husqvarna.com/ProfessionalServices



Free cashflow for investments



Up-to-date products




Insurance coverage

HUSQVARNA LEASE PLUS

Innovative equipment with no upfront costs

Make a faster shift towards more efficient operations with, for example, Husqvarna professional robotic mowers. With operational leasing, you get the right Husqvarna product for you without any upfront investments. And with no surprises. You know all the costs involved from the start, which helps financial planning. Husqvarna Lease Plus bundles your equipment, parts, yearly services and repairs, emergency loaner, insurance against theft and more. All the while, flexible and transparent monthly payments help to optimise the cash flow of your business.

- ✓ Up-to-date product
- ✓ No upfront investments
- ✓ Insurance coverage, including theft protection
- ✓ Repairs
- ✓ Emergency loaner
- ✓ Yearly maintenance
- ✓ Software updates
- ✓ 3 or 5 years contract



Yearly maintenance and repairs



Increased uptime



Transparent and predictable costs

HUSQVARNA SERVICE PLUS

Continuity and efficiency in your operations

To ensure top performance, our service contract provides you with a comprehensive package that increases uptime on the job and improves financial planning by covering yearly maintenance and unexpected repairs. This makes costs transparent and predictable. Activate up to 30 days after purchase for prolonged equipment life, continued operations and best results.

- ✓ Repairs
- ✓ Emergency loaner
- ✓ Yearly maintenance
- ✓ Software updates
- ✓ 3 or 5 years contract



Worry-free ownership



Extended warranty



Investment protection

HUSQVARNA WARRANTY PLUS

Added protection for your investment

This additional protection service gives you worry-free ownership experience for a long time to come. Our extended warranty can be activated up to 30 days after purchase and protects your investment with additional years of warranty added to the 1-year factory warranty – all at a fixed upfront price.

- ✓ 1 or 4 years additional warranty
- ✓ Warranty repairs

For more detailed information, read more overleaf.

Overview of Services by Husqvarna



Handheld battery machines

	HUSQVARNA LEASE PLUS	HUSQVARNA SERVICE PLUS	HUSQVARNA WARRANTY PLUS
BATTERY PRODUCTS			
Product to use	✓	X	X
Insurance incl. theft protection	✓	X	X
Repairs	Repairs	Repairs	Warranty repairs
Emergency loaner*	✓	✓	✓
Yearly maintenance**	✓	✓	X
Software updates	✓	✓	X
Time period	3 years	3 years	+ 1 year
BLi-X BATTERIES			
Battery to use	✓	–	X
Repairs	Repairs	–	Warranty repairs
Emergency loaner or battery exchange	✓	–	X
Insurance including theft protection	✓	–	X
Time period	3 years	–	+ 1 year

*Limited to selected Husqvarna partners

**To ensure the validity of your Services by Husqvarna package, yearly service must be performed by an authorised dealer.

Handheld petrol machines

	HUSQVARNA WARRANTY PLUS
Product to use	X
Insurance incl. theft protection	X
Repairs	Warranty repairs
Emergency loaner*	✓
Yearly maintenance**	X
Time period	+ 1 year

*Limited to selected Husqvarna partners

**To ensure the validity of your Services by Husqvarna package, yearly service must be performed by an authorised dealer.

Robotic mowers

	HUSQVARNA LEASE PLUS	HUSQVARNA SERVICE PLUS	HUSQVARNA WARRANTY PLUS
Product to use	✓	X	X
Installation*	✓	X	X
Insurance incl. theft protection	✓	X	X
Repairs	Repairs	Repairs	Warranty repairs
Emergency loaner**	✓	✓	✓
Yearly maintenance*	✓	✓	X
Seasonal storage	✓	✓	X
Software updates	✓	✓	X
Genuine blades	Seasonal need/start***	Seasonal start****	X
Time period	3 or 5 years	3 or 5 years	+ 4 years

*To ensure the validity of your Services by Husqvarna package, installation and yearly service must be performed by an authorised dealer

**Limited to selected Husqvarna partners

***CEORA™, seasonal need, 300 blades/year, Husqvarna Enhance HSS Blades. Automower®, seasonal start, 6 blades/year, Husqvarna Endurance HSS Blades.

****CEORA™, seasonal start, 45 blades/year, Husqvarna Enhance HSS Blades. Automower®, seasonal start, 6 blades/year, Husqvarna Endurance HSS Blades.

Ride-on mowers

	HUSQVARNA LEASE PLUS	HUSQVARNA SERVICE PLUS	HUSQVARNA WARRANTY PLUS
Product to use	✓	X	X
Insurance incl. theft protection	✓	X	X
Repairs	Repairs	Repairs	Warranty repairs
Emergency loaner*	✓	✓	✓
Yearly maintenance**	✓	✓	X
Time period	3 or 5 years	3 or 5 years	+ 1 year

*Limited to selected Husqvarna partners

**To ensure the validity of your Services by Husqvarna package, yearly service must be performed by an authorised dealer.

Walk-behind

HUSQVARNA WARRANTY PLUS

BATTERY WALK-BEHIND	
Product to use	X
Insurance incl. theft protection	X
Repairs	Warranty repairs
Emergency loaner*	✓
Yearly maintenance**	X
Time period	+ 1 year
PETROL WALK-BEHIND	
Product to use	X
Insurance incl. theft protection	X
Repairs	Warranty repairs
Emergency loaner*	✓
Yearly maintenance**	X
Time period	+ 1 year

*Limited to selected Husqvarna partners

**To ensure the validity of your Services by Husqvarna package, yearly service must be performed by an authorised dealer.





A digital tool that gives you total control

Husqvarna Fleet Services is our professional platform for digital services for connected machines and equipment. The platform's services give you an overview of your entire fleet – including each machine's geographical position, work performance and technical status – right in your smartphone, tablet or laptop.

The output from Husqvarna Fleet Services brings potential insights adding to your organisation's efficiency, no matter if you're a sports field or golf course manager, facility manager, municipal greenspace manager, or running a landscaping business. **Read more overleaf.**



Read more about the advantages of Husqvarna Fleet Services for robotic mowers on pages 52–53.



READ MORE

Find out more about how Husqvarna Fleet Services makes your workday easier by visiting [husqvarna.com/FleetServices](https://www.husqvarna.com/FleetServices)



Join forces in the digital workspace

Husqvarna Fleet Services includes a range of functions that digitise many of your currently time-consuming tasks, helping you schedule smarter, stay organised, and cut costs. An ideal tool for companies with multiple users in different roles.



Managers

You have full access to all functions. You monitor the fleet and get the insights regarding productivity and cost. You handle account settings and add new users.



Technicians

You take care of machine installations, maintenance, settings, service logs and firmware updates. You have full access to all machine functions, including performance tracking, and service and repair reports.



Operators

You have access through the mobile app to see information about your machines' status and location. You handle basic machine controls and respond to errors.

Save time and money with a smooth and efficient operation

You probably know the value of preventive maintenance for avoiding costly downtime and repairs, as well as for allowing your equipment to last longer. With Husqvarna Fleet Services, you can set up a maintenance strategy for each machine group. Information about where problems occur and how often, gives you valuable insights to continuously adjust and improve your operation.



Increased uptime



Maintenance



Maintenance records

The easy way to keep track of and optimise your fleet

Managing a large, mixed and widespread fleet of machines and other equipment is a challenging task for any landscaping business or municipality. With Husqvarna Fleet Services you can easily monitor, collect and analyse the data from each machine on geographic position, running hours, and service history. This helps you ensure that your fleet is optimally composed, in perfect technical condition and efficiently utilised.



Base your purchases on facts

The machine usage report tells exactly how many of your machines you actually use – you might be able to do the same job with fewer of them. Since you know the engine hours of each piece of equipment, you can easily identify the ones that will last another season.



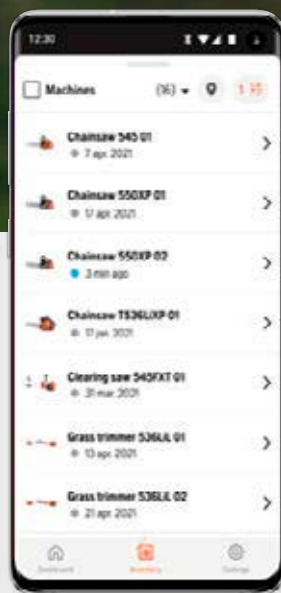
Analyse data to increase productivity

The more you run your equipment each day, the more you get done. By looking into the daily runtime of each machine, you'll be able to identify time thieves that get in the way, and get more done.



Help reduce your CO₂ emissions

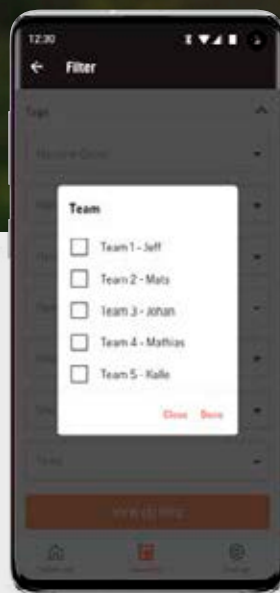
Reducing CO₂ emissions is an important target for contractors as well as municipalities. The Carbon Footprint Calculator provides you with the data and insights you need to take action – and to report your progress.



INVENTORY CONTROL

All your equipment in one place

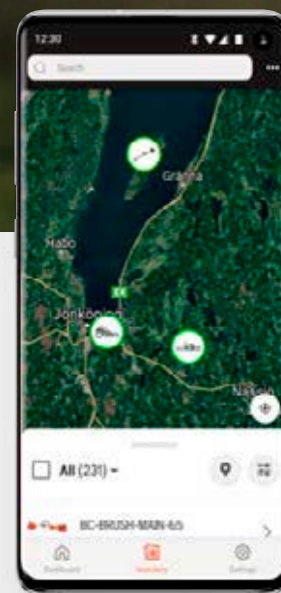
Don't rely on paperwork. With Husqvarna Fleet Services, you just check the inventory list, and you know exactly how many machines you have of each type. Give them unique names, and you can easily tell which is which.



TAGS

Create machine categories

By using tags, different machines can be categorised and "tagged" for different purposes. Examples can be "tagging" machines for different locations, to different teams, etc. This grouping provides an easier handling in the everyday work for the different roles in Husqvarna Fleet Services.



MACHINE LOCATION

Track them all on the map

Always keep track of where you last had your equipment. As soon as a connected machine is within Bluetooth® distance from the app, its location is registered. So whenever you're looking for a machine, you just check the map to find out if it's in storage, away for service or out working.



NEW

Quick and easy data collection

With the new HCM500 Fleet gateway installed in your Husqvarna Fleet Services system, you secure a reliable fleet data collection and transfer to the cloud. Easy plug-and-play installation in your workshop, storage room, vehicle or trailer.

Connect easier with built-in connectivity



Many of Husqvarna's products have integrated connectivity thanks to built-in Bluetooth® wireless technology. You get all the benefits from the fleet management system – operational insights and operation log – directly from the product and you can also update firmware directly from your app. This also means that your product is future-proof and ready for any product updates.

Or attach a sensor to any piece of equipment

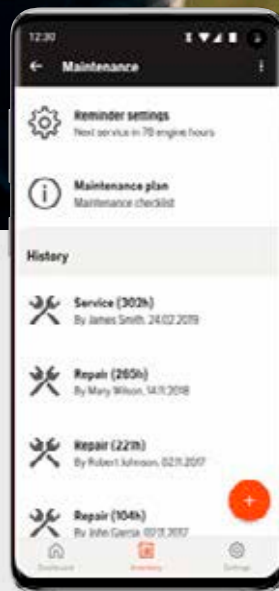
Another way to connect a piece of equipment, is installing a small sensor. You can add sensors to all sorts of equipment, even those from other manufacturers.



MACHINE STATISTICS

See when and how much you've used it

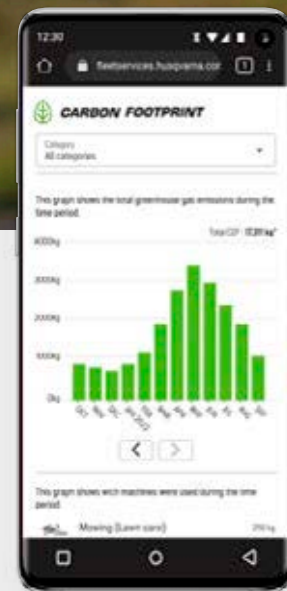
Since the system tracks the engine hours and usage of every machine, you can easily get an overview. You can produce a workday log with detailed information on how many hours they have been used every day.



SERVICE OVERVIEW

Service history and notifications

By using Husqvarna Fleet Services, you always have access to the service history for each piece of equipment, making it much easier to keep track of its status and troubleshoot in case of a breakdown. You can also get service reminders based on actual engine hours or calendar time, to make sure your equipment is always in great shape.



CARBON FOOTPRINT

Monitor your fleet's CO₂ emissions

The Carbon Footprint Calculator shows your machine fleet's direct CO₂ emissions during use. The runtime data generates graphics that provide valuable insights to help you reduce your carbon footprint. The data excludes CO₂ emissions from battery charging and full product lifecycle.



46 How long will the battery last? Check out the charging and runtime charts.

30 Manage and optimise your fleet with by using Husqvarna Fleet Services.

Battery-powered products

The broad and purposeful range of powerful Husqvarna BLi-X 36V machines, batteries and chargers is designed to minimise the hassle in a wide number of tasks, adding hard-to-match flexibility to your operation. These high-capacity, user-friendly tools deliver impressive performance as well as the durability you need for tough use during long working hours. They also come with the benefit of low vibrations and noise levels as well as zero CO₂ emissions during use. On top of that, they make it possible for you to work in complete absence of fumes.

Top features of Husqvarna battery products

1. CORDLESS PERFORMANCE

Our range of professional battery machines are now stronger than ever, enabling a smooth transition from petrol to battery. Our durable lithium-ion batteries ensure reliable long-life performance.

2. FLEXIBLE PLATFORM

Our Husqvarna BLi-X 36V battery system is based on a common platform for maximum flexibility. You choose the batteries, chargers and accessories that fit your specific needs and requirements.

3. LOW NOISE AND VIBRATIONS

Our battery machines produce low vibrations, lower noise (than equivalent petrol-powered machine) and give off no fumes, which is great for you and for people in the area you're working in.

4. LOWER RUNNING COSTS

Normally, charging a battery is cheaper than a tank of fuel. The lower running costs make our battery machines pay for themselves.

5. HIGH-PERFORMANCE BATTERIES

Husqvarna's lithium-ion batteries are developed for high performance, long lifetime and short charging time. All vital parts are encapsulated to withstand wet and dusty environments.

6. ACTIVECOOL

The ActiveCool feature enables active battery cooling during charging and discharging. This keeps charging times short and productivity high, even under demanding conditions.

7. WEATHERPROOF DESIGN

Our battery machines fulfill the IPX4 classification for water resistance, making them long-term reliable working tools, also in wet conditions.

8. SMART CHARGING

Our chargers fit all our batteries. The smart charging algorithm charges up to 80% in just half an hour for most of our batteries, maximising your uptime.

9. INTEGRATED CONNECTIVITY

Batteries and machines with a built-in connectivity module can connect with Husqvarna Fleet Services without need for an external sensor.

10. BRUSHLESS E-TORQ™ MOTORS

The brushless E-TORQ motors developed and produced by Husqvarna are perfectly adapted for each application. They withstand tough professional use and are completely maintenance-free.

BATTERY BELT FLEXI

Our battery belt FLEXI allows you to carry up to three Husqvarna BLi-X batteries and accessories on your hips for added comfort.



1 Cordless performance

3 Low noise and vibrations

4 Lower running costs

7 Weatherproof design

9 Integrated connectivity

10 Brushless E-TORQ™ motors

2 Flexible platform

5 High-performance batteries

6 ActiveCool

8 Smart charging



READ MORE

Explore our entire range of battery products at husqvarna.com/Professional-Battery

BATTERY CHAINSAW

542i XP®

NEW



- Bluetooth
- .325" mini, .325"
- 30–40 cm
- 3.3 kg

The world's first battery chainsaw equipped with a centrifugal clutch, delivering outstanding cutting capacity with a kick-start energy experience. This powerful battery chainsaw is comparable to a 40cc petrol saw. A highly efficient tool for tree care jobs and arborist ground crews. Provides the control and response of petrol power combined with all battery benefits. Needs to be powered with 40-B330X or 40-B220X battery for full performance.

- Brushless E-TORQ™ motor
- save™
- Intuitive keypad with battery status
- Weatherproof (IPX4)
- Integrated connectivity
- 40cc class cutting performance
- Oil sensor
- Heated handles (optional)

BATTERY CHAINSAW

540i XP®



- Bluetooth
- .325" mini, 3/8" mini, 1/4"
- 30–40 cm
- 2.9 kg

A rear-handle battery-powered chainsaw with impressive power output – on par with a professional 40cc petrol chainsaw. Ideal for tree removal and thinning as well as for arborist groundcrew work. Features advanced user interface with battery status and start/stop, excellent ergonomics and provides user-friendly balance and manoeuvrability. Needs to be powered with 40-B330X or 40-B220X battery for full performance.

- Brushless E-TORQ™ motor
- save™
- Intuitive keypad with battery status
- Weatherproof (IPX4)
- Integrated connectivity
- 40cc class cutting performance
- Oil sensor
- Heated handles (optional)

BATTERY CHAINSAW

535i XP®



- Bluetooth
- .325" mini, 1/4" mini
- 25–35 cm
- 2.6 kg

A lightweight and powerful, battery-powered chainsaw. Ideal for crown reduction and lighter tree removals where you need the extra reach a rear-handle chainsaw provides. Features excellent ergonomics, high chain speed and all the comfort of battery power without compromising on performance.

- Brushless E-TORQ™ motor
- save™
- Intuitive keypad
- Weatherproof (IPX4)
- 35cc class cutting performance

BATTERY TREE-CARE CHAINSAW

T542i XP®

NEW



- Bluetooth
- .325" mini
- 30–35 cm
- 3.0 kg

The world's first top-handle battery chainsaw equipped with a centrifugal clutch, delivering outstanding cutting capacity with a kick-start energy experience. This powerful battery chainsaw is comparable to a 40cc petrol saw. A highly efficient tool for tree climbers who want all the benefits of cordless electric power for any challenges up in the tree. Needs to be powered with 40-B330X or 40-B220X battery for full performance.

- Brushless E-TORQ™ motor
- save™
- Intuitive keypad with battery status
- Weatherproof (IPX4)
- Integrated connectivity
- 40cc class cutting performance
- Oil sensor
- Heated handles (optional)

BATTERY TREE-CARE CHAINSAW

T540i XP®



- Bluetooth
- .325" mini, 1/4" mini
- 30–40 cm
- 2.5 kg

A versatile top-handle battery-powered chainsaw with impressive power output – on par with a professional 40cc petrol chainsaw. Ideal for tree care and climbing work thanks to excellent ergonomics and low weight. Features advanced user interface with battery status and start/stop, excellent ergonomics and provides user-friendly balance and manoeuvrability. Needs to be powered with 40-B330X or 40-B220X battery for full performance.

- Brushless E-TORQ™ motor
- save™
- Intuitive keypad with battery status
- Weatherproof (IPX4)
- Integrated connectivity
- 40cc class cutting performance
- Oil sensor
- Heated handles (optional)

BATTERY TREE-CARE CHAINSAW

T535i XP®



- Bluetooth
- .325" mini, 1/4" mini
- 25–35 cm
- 2.4 kg

A very lightweight and powerful, battery-powered top-handle chainsaw. Ideal for crown reduction and lighter tree removals. Features excellent ergonomics, high chain speed and all the comfort of battery power, with a power output equivalent of a 35cc petrol chainsaw.

- Brushless E-TORQ™ motor
- save™
- Intuitive keypad
- Weatherproof (IPX4)
- 35cc class cutting performance

BATTERY POLE SAWS

530iPX



- 3/8" mini
- 25-30 cm
- 180 cm
- 3.1 kg

Battery-powered clearing saw that also can be used as a pole saw (the cutting head can be angled 90 degrees) with a power output equivalent of a 30cc petrol machine. Its low weight, excellent ergonomics and quiet operation make it comfortable to use in any location at any time of day.

- Brushless E-TORQ™ motor
- savE™
- Intuitive keypad
- Weatherproof (IPX4)
- Adjustable, slimmed design cutting head

BATTERY POLE SAWS

530iP4



- 1/4"
- 25-30 cm
- 250 cm
- 3.4 kg

Battery pole saw with a performance power output equivalent of a 30cc petrol machine. Its low weight, excellent ergonomics and quiet operation make it comfortable to use in any location at any time of day.

- Brushless E-TORQ™ motor
- savE™
- Intuitive keypad
- Weatherproof (IPX4)
- Slimmed design cutting head

BATTERY POLE SAWS

530iPT5



- 1/4"
- 25-30 cm
- 400 cm
- 5.0 kg

Battery pole saw with a telescopic shaft that presents users with our longest reach, with a power output equivalent of a 30cc petrol machine. Its low weight, excellent ergonomics and quiet operation make it comfortable to use in any location at any time of day.

- Brushless E-TORQ™ motor
- savE™
- Intuitive keypad
- Weatherproof (IPX4)
- Telescopic shaft
- Slimmed design cutting head



BATTERY BRUSHCUTTER

535iRXT



-
- 45 cm
- 4.9 kg

Robust, high-performance battery-powered brushcutter with a power output equivalent to a 35cc petrol brushcutter. Lightweight and well-balanced for full-time use. Features ErgoFeed™ trimmer head and provides excellent comfort thanks to the Balance XB™ harness. Includes trimmer head and grass blade.

- Brushless E-TORQ™ motor
- 3-speed mode
- Intuitive keypad with battery status
- ErgoFeed™ trimmer head
- Anti-vibration
- Integrated connectivity
- Weatherproof (IPX4)

BATTERY BRUSHCUTTER

535iRX



- 45 cm
- 4.9 kg

Robust, high-performance battery-powered brushcutter with a power output equivalent to a 35cc petrol brushcutter. Lightweight and well-balanced for full-time use. Includes trimmer head and grass blade.

- Brushless E-TORQ™ motor
- 3-speed mode
- Intuitive keypad with battery status
- Anti-vibration
- Weatherproof (IPX4)

BATTERY BRUSHCUTTER

535iFR



-
- 45 cm
- 4.5 kg

Robust and versatile, high-performance battery-powered brushcutter with a power output equivalent to a 35cc petrol brushcutter. Lightweight and well-balanced for frequent use on grass, brush and for light forestry clearing. Includes trimmer head, grass blade and saw blade.

- Brushless E-TORQ™ motor
- 3-speed mode
- Intuitive keypad with battery status
- Integrated connectivity
- Weatherproof (IPX4)

BATTERY BRUSHCUTTER

525iRXT



46 cm
4.2 kg

Efficient brushcutter with a power output equivalent to a 25cc brushcutter. Lightweight and well balanced for full-time use, with robust and durable design. Excellent comfort thanks to the high handle tower with anti-vibration and ErgoFeed™ trimmer head. Trimmer head and grass blade included.

- Brushless E-TORQ™ motor
- 3-speed mode
- Intuitive keypad with battery status
- ErgoFeed™ trimmer head
- Anti-vibration
- Integrated connectivity
- Weatherproof (IPX4)

BATTERY TRIMMER

525iLXT



46 cm
3.1 kg

Battery-powered loop-handle grass trimmer, with power equivalent to a 25cc petrol trimmer. Lightweight and well balanced for full-time use, with robust and durable design. Excellent comfort thanks to the ErgoFeed™ trimmer head.

- Brushless E-TORQ™ motor
- 3-speed mode
- Intuitive keypad with battery status
- ErgoFeed™ trimmer head
- Integrated connectivity
- Weatherproof (IPX4)

BATTERY TRIMMER

520iRX



40 cm
3.8 kg

A lightweight, battery-powered brushcutter with high performance. Perfect for gardeners, landscapers and contractors. Features excellent ergonomics and balance, 2-way rotation trimmer head and long-lasting brushless motor.

- Brushless E-TORQ™ motor
- save™
- Intuitive keypad
- Weatherproof (IPX4)
- Two-way rotation

BATTERY TRIMMER

520iLX



40 cm
3.0 kg

A lightweight, battery-powered loop-handle trimmer with high performance. Perfect for gardeners, landscapers and contractors. Features excellent ergonomics and balance, 2-way rotation trimmer head and long-lasting brushless motor.

- Brushless E-TORQ™ motor
- save™
- Intuitive keypad
- Weatherproof (IPX4)
- Two-way rotation

BATTERY COMBI MACHINE

525iLK



42 cm
2.4 kg

Battery-powered loop-handle combi machine, with power equivalent to a 25cc petrol machine. Lightweight and well balanced for full-time use, with robust and durable design.

- Brushless E-TORQ™ motor
- 3-speed mode
- Intuitive keypad with battery status
- Integrated connectivity
- Weatherproof (IPX4)
- Click-on attachments

BATTERY HEDGE TRIMMER

522iHDR60



60 cm
3200 cuts/min
3.9 kg

Lightweight and well-balanced battery hedge trimmer with high cutting capacity. Power equivalent to a petrol machine. Optimised for trimming dense overgrown hedges, featuring a high-torque gear and double-sided cutter bar with durable coarse-cut knives. Can be used with both integrated and external batteries.

- Brushless motor
- 3-speed mode
- Intuitive keypad with battery status
- Coarse-cut configuration
- Multi-position rear handle
- Integrated connectivity
- Weatherproof (IPX4)

BATTERY HEDGE TRIMMER

522iHD75



- Integrated connectivity
- 75 cm
- 4400 cuts/min
- 3.9 kg

Well-balanced, lightweight battery hedge trimmer with high cutting capacity. Power equivalent to a petrol machine. Optimised for frequent trimming, featuring high-speed gear and double-sided cutter bar with sharp, trim-cut knives grinded on three sides. Can be used with both integrated and external batteries.

- Brushless motor
- 3-speed mode
- Intuitive keypad with battery status
- Trim-cut configuration
- Multi-position rear handle
- Integrated connectivity
- Weatherproof (IPX4)

BATTERY HEDGE TRIMMER

522iHD60



- Integrated connectivity
- 60 cm
- 4400 cuts/min
- 3.6 kg

Well-balanced, lightweight battery hedge trimmer with high cutting capacity. Power equivalent to a petrol machine. Optimised for frequent trimming, featuring high-speed gear and double-sided cutter bar with sharp, trim-cut knives grinded on three sides. Can be used with both integrated and external batteries.

- Brushless motor
- 3-speed mode
- Intuitive keypad with battery status
- Trim-cut configuration
- Multi-position rear handle
- Integrated connectivity
- Weatherproof (IPX4)

BATTERY POLE HEDGE TRIMMER

NEW

525iHF3



- Integrated connectivity
- 65 cm
- 4300 cuts/min
- 4.7 kg

Battery-powered pole hedge trimmer, equivalent to a 25cc petrol machine. With up to 3 m reach and fixed cutter bar you can cut wide, high and long hedges comfortably, also when working in noise sensitive environments.

- Brushless E-TORQ™ motor
- 3-speed mode
- Intuitive keypad
- Weatherproof (IPX4)
- Trim-cut configuration
- Integrated connectivity



BATTERY POLE HEDGE TRIMMER

NEW

525iHE4



- Integrated connectivity
- 60 cm
- 4400 cuts/min
- 5.0 kg

Battery-powered pole hedge trimmer, equivalent to a 25cc petrol machine. With up to 4 m reach and adjustable cutter bar angle you can cut wide, high and low hedges comfortably, also when working in noise sensitive environments.

- Brushless E-TORQ™ motor
- 3-speed mode
- Intuitive keypad
- Weatherproof (IPX4)
- Adjustable cutter bar
- Trim-cut configuration
- Rear impact guard
- Integrated connectivity

BATTERY POLE HEDGE TRIMMER

NEW

525iHE3



- Integrated connectivity
- 60 cm
- 4400 cuts/min
- 4.8 kg

Battery-powered pole hedge trimmer, equivalent to a 25cc petrol machine. With up to 3.5 m reach and adjustable cutter bar angle you can cut wide, high and low hedges comfortably, also when working in noise sensitive environments.

- Brushless E-TORQ™ motor
- 3-speed mode
- Intuitive keypad
- Weatherproof (IPX4)
- Adjustable cutter bar
- Trim-cut configuration
- Rear impact guard
- Integrated connectivity

BATTERY POLE HEDGE TRIMMER

520iHT4



- 55 cm
- 4000 cuts/min
- 5.5 kg

Battery-powered pole hedge trimmer with a unique design and up to 4.5 m reach. Cut wide, high and low hedges efficiently thanks to the adjustable cutter bar angle. It combines top performance with low weight, low vibration levels and quiet operation, so you can use it in noise-sensitive environments.

- Brushless motor
- savE™
- Intuitive keypad
- Weatherproof (IPX4)
- Adjustable cutter bar
- Trim-cut configuration
- Rear impact guard
- Telescopic shaft

BATTERY POLE HEDGE TRIMMER

520iHE3



-  55 cm
-  4000 cuts/min
-  4.15 kg




Battery-powered pole hedge trimmer with a unique design and up to 3.5 m reach. Cut wide, high and low hedges comfortably thanks to the adjustable cutter bar angle. It combines market-leading performance with low weight, low vibration levels and extremely quiet operation, so you can use it in noise-sensitive environments.

- Brushless motor
- savE™
- Intuitive keypad
- Weatherproof (IPX4)
- Adjustable cutter bar
- Trim-cut configuration
- Rear impact guard

BATTERY BLOWER

525iB Mark II



-  17 N
-  13.3 m³/min
-  2.5 kg



Very light and well-balanced handheld, battery blower, with zero direct emissions, low vibration levels and low noise, allowing you to work in public settings. Equally comfortable to use with either hand. Thanks to the cordless design and low weight, you can move around freely.

- Brushless motor
- Intuitive keypad
- Boost mode
- Cruise control
- Weatherproof (IPX4)

BATTERY BLOWER

530iBX



-  16 N
-  14.1 m³/min
-  2.9 kg





Very light and well-balanced, handheld battery blower, for use with a backpack battery or battery belt FLEXI. Equally comfortable to use with either hand. Its high blowing force and low noise levels, makes it possible to work in public settings and noise restricted areas.

- Brushless motor
- Intuitive keypad
- Boost mode
- Cruise control
- Weatherproof (IPX4)
- Silencer nozzle

BATTERY BLOWER

550iBTX



- 
-  21 N
-  15.6 m³/min
-  6.3 kg

Powerful and ergonomic backpack battery blower with impressive blow force (21 N). Its low vibration and noise levels make it possible for you to work in public settings, and since the blower is weatherproof, you can increase both flexibility and productivity.

- Brushless motor
- Intuitive keypad
- Boost mode
- Cruise control
- Weatherproof (IPX4)
- Ergonomic harness
- Integrated connectivity (optional)

BATTERY POWER CUTTER

K 540i

NEW



-  267 mm
-  6 kg

Battery power cutter developed for hardscaping, masonry and landscaping. The excellent power-to-weight ratio, optimal balance and 100 mm cutting depth make it ideal for fast, efficient handheld cutting jobs – wet as well as dry. Equipped with X-HALT™ blade brake function capable of stopping the rotation of the blade in fraction of a second. K540i is ergonomic and user-friendly, with low vibrations.

- Brushless E-TORQ™ motor
- X-HALT™ blade brake function
- Electric blade break
- Intuitive keypad
- Weatherproof (IPX4)
- Integrated connectivity

DUST EXTRACTOR

DE 110i



-  26 kg

This H-class dust extractor is powered by Husqvarna's own BLi-X 36V batteries and is an excellent match for the K 535i and K 540i power cutters as well as other handheld equipment within the Husqvarna BLi-X 36V system. DE 110i is compact yet powerful, and easy to transport. It features a user friendly HMI, e-flow, that automatically adjusts the airflow and the entire machine is designed for efficient decontamination and serviceability.

- Brushless E-TORQ™ motor
- e-flow technology
- Longopac® attachment system
- Easy transportation

BATTERY LAWN MOWER

LB 553iV



Self-propelled, battery-powered lawnmower with a robust 53-cm mulching cutting deck and front-wheel drive. The variable speed and intuitive keypad give you full control on all lawns. Ideal for professionals who are looking for a quiet and powerful mower with low running costs.

- Brushless motor
- BioClip™
- Self-propelled, 4-step variable speed
- savE™
- Dual battery slots and backpack option
- Weatherproof (IPX4)
- PowerBoost™
- Side protection bumper
- Intuitive keypad
- Ergonomic, side-adjustable handle

BATTERY LAWN MOWER

LC 551iV



Self-propelled, battery-powered lawnmower with a robust 51-cm cutting deck, collection unit and rear-wheel drive. Its variable speed gives you more control when cutting complex lawns. Ideal for professionals looking for a quiet and powerful mower with low running costs.

- Brushless motor
- Collection/ BioClip™/Rear discharge
- Self-propelled, 4-step variable speed
- savE™
- Dual battery slots and backpack option
- Weatherproof (IPX4)
- PowerBoost™
- Side and front protection bumper
- Intuitive keypad

BATTERY LAWN MOWER

LB 548i



Robust, battery-powered lawnmower with a 48-cm mulching cutting deck. Extremely easy to start and operate. Ideal for professionals who are looking for a quiet and powerful mower with low running costs.

- Brushless motor
- BioClip™
- savE™
- Dual battery slots and backpack option
- Weatherproof (IPX4)
- PowerBoost™
- Side protection bumper
- Intuitive keypad
- Ergonomic, side-adjustable handle

BATTERY LAWN MOWER

LB 448iV

NEW



A robust, self-propelled battery-powered lawnmower with 48 cm BioClip mulching cutting deck, for semi-professional use. Extremely easy to start and operate. A reliable and quiet mower with low running costs and easy maintenance. Built on a durable aluminium cutting deck with high-level components and heavy-duty commercial powerhead.

- Brushless motor
- BioClip™
- Self-propelled, 4-step variable speed
- PowerBoost™
- Weatherproof (IPX4)
- savE™
- Dual battery slots
- Ergonomic, side-adjustable handle

BATTERY LAWN MOWER

LB 448i



A robust, battery-powered push lawnmower with 48 cm BioClip mulching cutting deck for semi-professional use. Extremely easy to start and operate. A reliable and quiet mower with low running costs and easy maintenance. Built on a durable aluminium cutting deck with high-level components and heavy-duty powerhead.

- Brushless motor
- BioClip™
- PowerBoost™
- Weatherproof (IPX4)
- savE™
- Dual battery slots
- Ergonomic, side-adjustable handle

BATTERY LAWN MOWER

LB 442i



A robust, battery-powered push lawnmower with 42 cm BioClip mulching cutting deck for semi-professional use. Extremely easy to start and operate. A reliable and quiet mower with low running costs and easy maintenance. Built on a durable aluminium cutting deck with high-level components and heavy-duty commercial powerhead.

- Brushless motor
- BioClip™
- PowerBoost™
- Weatherproof (IPX4)
- savE™
- Dual battery slots
- Ergonomic, side-adjustable handle

Work any way you want



1

FOR MAXIMUM AGILITY

The battery in the machine



2

OPTIMISED WEIGHT

The battery on your hip



3

FOR MAXIMUM RUNTIME

The battery on your back

HUSQVARNA BLi-X BACKPACK
BATTERY KIT WITH HARNESS

BLi950X



⚡ 31.1 Ah/1120 Wh
⚖ 9.4 kg with harness

967 09 32-01

High-capacity 31,1 Ah backpack battery with long-lasting power and top-class performance, allowing you to work longer with higher efficiency. Ergonomically designed harness and battery adapter included.

- ActiveCool
- Weatherproof
- Detachable support foot

HUSQVARNA BLi-X BACKPACK
BATTERY WITHOUT HARNESS

BLi950X



⚡ 31.1 Ah/1120 Wh
⚖ 7 kg

579 82 22-01

This high-capacity 31,1 Ah battery can be fitted as power source on top of our 500 series battery lawn mowers. You can mow longer without having to carry the battery on your back. The mounting bracket is sold separately.

- ActiveCool
- Weatherproof



BACKPACK BATTERY HARNESS

Ergonomically designed harness for carrying a backpack battery. It allows you to easily detach and switch batteries between team members while keeping your harness optimally adjusted for individual fit. It's also a perfect harness for the 530iPX clearing saw.

582 90 90-01

HUSQVARNA BLi-X BATTERY

40-B330X



⚡ 9 Ah/324 Wh
⚖ 1.9 kg

970 60 77-01

Integrated long-life battery with maximum power and very high capacity for very power-demanding applications. Designed for good grip and high visibility. Spare part kit available.

- ActiveCool
- Integrated connectivity
- Weatherproof (IPX4)
- Temperature warning LED

HUSQVARNA BLi-X BATTERY

40-B220X



⚡ 6 Ah/216 Wh
⚖ 1.4 kg

970 60 78-01

Integrated long-life battery with low weight and high capacity for power-demanding applications. Designed for good grip and high visibility. Spare part kit available.

- ActiveCool
- Integrated connectivity
- Weatherproof (IPX4)
- Temperature warning LED

HUSQVARNA BLi-X BATTERY

40-B140X



⚡ 4 Ah/144 Wh
⚖ 1.2 kg

970 60 79-01

Integrated long-life battery with low weight and optimised capacity for trimmers, hedge trimmers, and smaller chainsaws. Designed for good grip and high visibility. Spare part kit available.

- ActiveCool
- Integrated connectivity
- Weatherproof (IPX4)
- Temperature warning LED



The mobile battery management solution

Husqvarna's mobile battery management solution for your vehicle provides organised storage, secure transport, and efficient charging of your Husqvarna BLi-X 36V batteries. You save time and effort by reducing the daily loading and unloading of your batteries. You also ensure optimal charging at a wide temperature range for best battery performance in the field every day.

Husqvarna Charging Hub L Van



970 75 07-xx

Large, robust mobile charging hub ready to install inside your vehicle. Brings all the batteries for your team in one place, with full charge ensured in the morning.

- Charge up to 16 Husqvarna BLi-X 36V batteries overnight
- Optimal battery temperature control with active heating and cooling
- Additional fast chargers can be added
- Can be connected to any standard wall socket
- Additional drawer for spare parts and accessories
- Space for Husqvarna battery boxes on top
- Dedicated space for mounting Husqvarna HCM500 Fleet gateway
- Four additional sockets on outside of the hub
- Top-mounted tool board

Husqvarna Charging Hub S Van



970 75 08-xx

Robust mobile charging hub ready to install inside your vehicle. Brings all the batteries for your team in one place, with full charge ensured in the morning.

- Charge up to 8 Husqvarna BLi-X 36V batteries overnight
- Optimal battery temperature control with active heating and cooling
- Additional fast chargers can be added
- Can be connected to any standard wall socket
- Additional drawer for spare parts and accessories
- Space for Husqvarna battery boxes on top
- Dedicated space for mounting Husqvarna HCM500 Fleet gateway
- Two additional sockets on outside of the hub

Husqvarna Charging Hub L Flatbed



970 74 86-xx

Large, robust mobile charging hub ready to install on your vehicles flatbed. Brings all the batteries for your team in one place, with full charge ensured in the morning.

- Charge up to 16 Husqvarna BLi-X batteries overnight
- Optimal battery temperature control with active heating and cooling
- For all weather use
- Lockable
- Additional fast chargers can be added
- Can be connected to any standard wall socket
- Additional space for spare parts and accessories
- Four additional sockets on outside of the hub

HUSQVARNA BLI-X BATTERY CHARGER

40-C1000X4



High-powered, portable multi-rack battery charger and transport box for in- and outdoor use. Smart charging of up to 4 batteries in parallel with high charging power – max. 1000W total charging power and max. 600W per battery slot. Supports ActiveCool to shorten the charging time and prolong battery life. Robust and stackable design.

- Supports ActiveCool
- Tool compartment
- Charge status LED on outside
- Weatherproof (IPX4)
- Detachable cable

NEW

HUSQVARNA BLI-X BATTERY CHARGER

QC500



970 44 95-01

Extremely fast battery charger, that cuts downtime and increases productivity. ActiveCool cools batteries for quicker charging time and longer battery life. 2-LED status indicator.

- ActiveCool
- Charge status LED

HUSQVARNA BLI-X BATTERY CHARGER

40-C80 Charging Rail Kit



A convenient way to charge up to 8 BLI-X 36V batteries. The rail can be wall-mounted horizontally or vertically to save space and keep your chargers and cables in good order. The 8-to-1 cable connection needs only one wall socket for power. This low-powered charging system is ideal for overnight charging. It has no cooling fans and doesn't create any disturbing noise. Kit includes one 40-C80 Charging Rail, accessories for assembly, and eight 40-C80 battery chargers.

970 62 19-01, rail, incl. cable and 8 units 40-C80 chargers

536 14 43 -01, rail unit only

HUSQVARNA BLI-X BATTERY CHARGER

QC330



970 52 22-01

Fast battery charger. ActiveCool cools batteries for quicker charging time and longer battery life. 2-LED status indicator.

- ActiveCool
- Charge status LED

HUSQVARNA BLI-X BATTERY CHARGER

40-C80



970 48 78-01

Husqvarna 40-C80 is single bay charger with 72W low power demand, perfect for over-night charging. Charging LED indicator. Desktop use or easy wall mounting.

HUSQVARNA BLI-X BATTERY CHARGER

QC80F



967 62 83-01

QC80F is a car charger for charging from a 12V car/truck outlet during transport.

WORK LIGHT

WL 8i



970 58 49-01

Powerful and durable battery-powered LED work light. Highly versatile, ideal for many applications. Adjustable brightness in three steps up to 8000 Lumen. Built-in power bank with USB outlet to charge mobile devices. Water and dust resistant. Up to 56 hours operating time. Fits Husqvarna BLI-X 36V battery system. 3.5 kg without battery.

**BATTERY BELT FLEXI
ADAPTER KIT**



590 77 67-02

For connecting to Husqvarna products with a Husqvarna BLi-X 36V battery slot. Also, for carrying spare batteries and accessories.

**BATTERY BELT FLEXI
CONNECTOR KIT**



590 77 67-03

For connecting Husqvarna 530iBX blower with dedicated adapter. Also, for carrying spare batteries and accessories. Adapter available for connecting to Husqvarna products with a Husqvarna BLi-X 36V battery slot (sold separately).

ACCESSORIES BATTERY BELT FLEXI



1

4

5

6

3

7

8

9

2

BATTERY BOX M, L, M&L

Robust and practical case for transporting and storing Husqvarna BLi-X 36V batteries. The modified material with high impact resistance and the high-quality latch provide additional protection for the batteries. Stacking and connection is done using a locking system to allow one-hand use. Three different types of inserts are also available separately.

538 68 73-01, Box M, incl. insert, fit for up to 6pcs of BLi100/200/200X, 40-B140X/220X

546 11 39-01 Box L, incl. insert, fit for up to 6pcs of BLi300, 40-B330X

546 11 40-01 Box Box M&L, incl. insert, fit for up to 3pcs of BLi100/200/200X, 40-B140X/220X, and 3pcs of BLi300, 40-B330X

BATTERY TRANSPORTATION BOX

Battery transportation box with integrated insert, provides great shock absorption and thermal insulation for both hot and cold applications. UN3480 certified for transportation of lithium-ion batteries.

538 68 74-01, incl. insert, fit up to 4 pcs of Husqvarna BLi-X 36V batteries

MULTI-ADAPTER PLATE

Enables attaching the Husqvarna battery boxes and battery transportation box to several common case systems on the market.

970 70 03-01

BATTERY BOX PLYWOOD

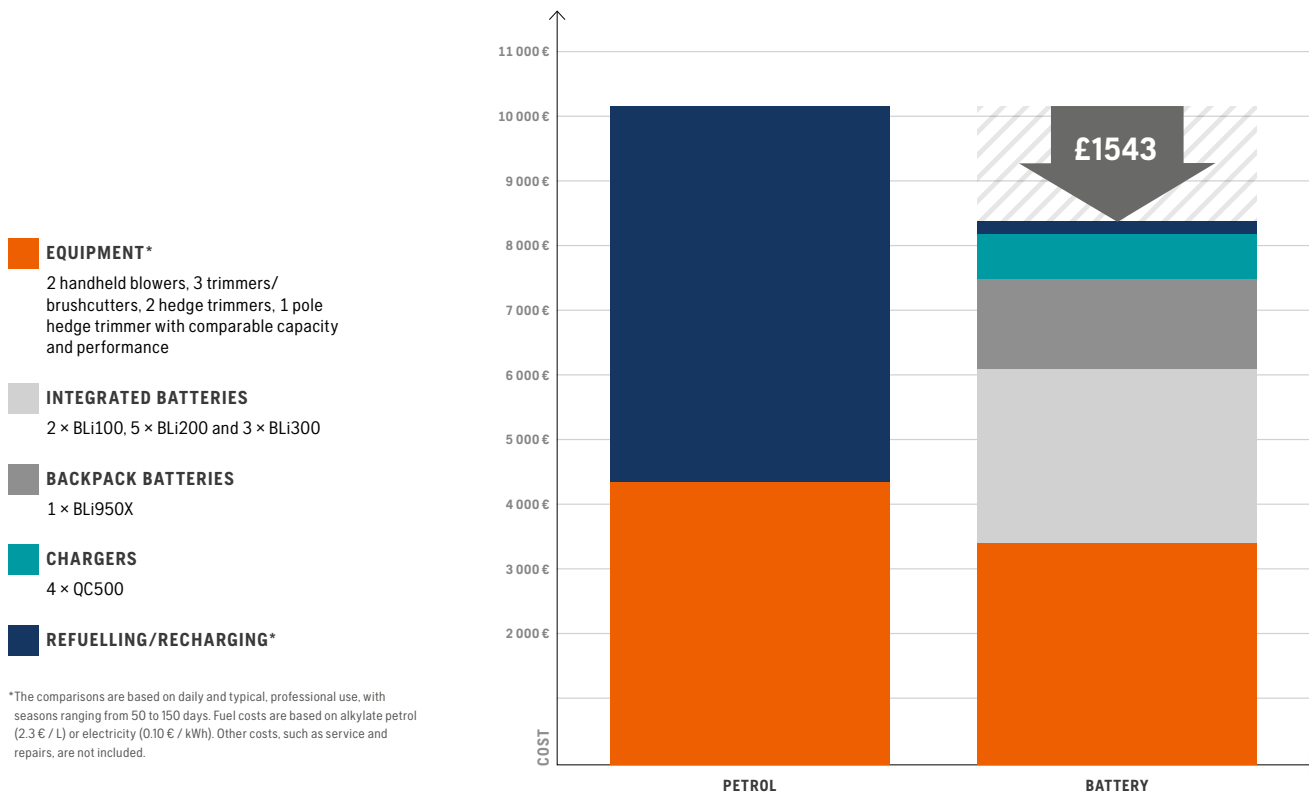
A sturdy, durable wooden box for convenient protection and transportation of two Husqvarna BLi-X 36V batteries and one charger. Designed for professional use. UN3480 certified for transportation of lithium-ion batteries.

529 47 51-01



What a team could save in 2 years

Petrol is expensive. Electricity less so. So when you invest in battery-powered equipment, it doesn't take long before you get your money back. In the long run, you can actually save a lot of money by switching to battery power. This example is based on a landscaping team of three people working for two years with a typical range of comparable equipment.



How long will the battery last?

The working time with a fully charged battery depends on three variables: the capacity of the battery, which machine the battery is used with, and if you're doing light or tough work. The chart shows an estimate of the operating time you can expect from your Husqvarna battery equipment in different work situations.

The charging time for a fully discharged battery depends on the capacity of the battery and which of the chargers you use. In many cases the charging time will be shorter than the working time. This means that with two batteries available, you can work continuously – one battery operating and the other one charging.

The charts contains values for both current (BLi-X) and discontinued (BLi) battery range.

CHARGING TIME FOR DIFFERENT BATTERIES AND CHARGERS

BATTERY	CHARGING CYCLES UP TO	QC500		QC330		QC250		40-C80		QC80F	
		CHARGING LEVEL		CHARGING LEVEL		CHARGING LEVEL		CHARGING LEVEL		CHARGING LEVEL	
		80%	100%	80%	100%	80%	100%	80%	100%	80%	100%
BLi100	1500	30 m	50 m	30 m	50 m	30 m	50 m	1 h 30 m	1 h 35 m	1 h 5 m	1 h 25 m
40-B140X	1500	N/A	N/A	N/A	N/A	N/A	N/A	–	–	N/A	N/A
BLi200	1500	30 m	50 m	30 m	50 m	35 m	55 m	3 h	3 h 15 m	2 h 25 m	2 h 40 m
BLi200X	1500	30 m	50 m	30 m	50 m	35 m	55 m	3 h	3 h 15 m	2 h 25 m	2 h 40 m
40-B220X	1500	N/A	N/A	N/A	N/A	N/A	N/A	–	–	N/A	N/A
BLi300	1500	35 m	1 h	55 m	1 h 20 m	1 h 5 m	1 h 30 m	4 h 10 m	4 h 25 m	4 h	4 h 20 m
40-B330X	1500	N/A	N/A	N/A	N/A	N/A	N/A	–	–	N/A	N/A
BLi950X	1500	1 h 40 m	2 h 20 m	3 h	4 h 5 m	–	–	–	–	–	–

Required battery temperature for charging: m. 5 °C max. 50 °C

WORKING TIME ON ONE CHARGE

APPLICATION	PRODUCT NAME	BATTERY							
		BLi100	40-B140X	BLi200	BLi200X	40-B220X	BLi300	40-B330X	BLi950X
CHAINSAWS									
Take down/removal	542i XP®/XP® G¹ T542i XP®/XP® G¹ 540i XP®/XP® G¹ T540i XP®/XP® G¹	1 h	N/A	2 h	2 h	N/A	3 h 30 min	N/A	12 h
Pruning in tree	542i XP®/XP® G¹ T542i XP®/XP® G¹ 540i XP®/XP® G¹ T540i XP®/XP® G¹ 535i XP® T535i XP®	1 h 30 min	N/A	3 h	3 h	N/A	5 h 30 min	N/A	17 h 30 min
Pruning	542i XP®/XP® G¹ 540i XP®/XP® G¹ 535i XP® T535i XP®	40 min	N/A	1 h 15 min	1 h 15 min	N/A	2 h 15 min	N/A	7 h 30 min
Log cutting	542i XP®/XP® G¹ 540i XP®/XP® G¹	15 min	N/A	30 min	30 min	N/A	1 h	N/A	3 h 30 min
	535i XP®	15 min	N/A	35 min	35 min	N/A	1 h	N/A	3 h 30 min
Carpentering	542i XP®/XP® G¹ 540i XP®/XP® G¹ 535i XP® T535i XP®	1 h 30 min	N/A	3 h	3 h	N/A	5 h 30 min	N/A	18 h 45 min
POLE SAWS									
Pruning	530iPT5 530iP4	50 min	N/A	2 h	2 h	N/A	3 h 30 min	N/A	11 h 30 min
FORESTRY CLEARING SAW									
Clearing	530iPX	40 min	N/A	1 h 20 min	1 h 20 min	N/A	2 h 30 min	N/A	8 h 15 min
BRUSHCUTTERS									
Forestry clearing	535iFR	—	N/A	30 min	30 min	N/A	1 h	N/A	3 h 20 min
Tough cutting (grass blade)	535iRXT 535iRX 535iFR	—	N/A	25 min	25 min	N/A	45 min	N/A	2 h 25 min
	525iRXT	—	N/A	30 min	30 min	N/A	55 min	N/A	3 h
Tough cutting (trimmer head)	535iRXT 535iRX 535iFR	—	N/A	15 min	15 min	N/A	30 min	N/A	1 h 50 min
	525iRXT	—	N/A	20 min	20 min	N/A	40 min	N/A	2 h 15 min
TRIMMERS									
Tough grass cutting	525iLXT	—	N/A	20 min	20 min	N/A	40 min	N/A	2 h 15 min
	525iLK²	—	N/A	25 min	25 min	N/A	40 min	N/A	2 h 15 min
	520iRX 520iLX	20 min	N/A	40 min	40 min	N/A	1 h 15 min	N/A	4 h 15 min
Light grass cutting	525iLXT 525iLK²	—	30 min	40 min	40 min	N/A	1 h 15 min	1 h 20 min	4 h 10 min
	520iRX 520iLX	40 min	N/A	1 h 20 min	1 h 20 min	N/A	2 h 15 min	N/A	8 h 15 min
HEDGE TRIMMERS									
Tough cutting	522iHDR60	30 min	N/A	1 h	1 h	N/A	1 h 50 min	N/A	6 h
	522iHD60 522iHD75	35 min	N/A	1 h 10 min	1 h 10 min	N/A	2 h 5 min	N/A	7 h
	525iHF3 525iHE3 525iHE4	20 min	35 min	45 min	45 min	N/A	1 h 20 min	N/A	4 h 25 min
	520iHT4 520iHE3	30 min	N/A	1 h	1 h	N/A	1 h 45 min	N/A	6 h
Light trimming	522iHDR60 522iHD60 522iHD75	1 h	N/A	2 h	2 h	N/A	3 h 35 min	N/A	12 h
	525iHF3 525iHE3 525iHE4	35 min	55 min	1 h 10 min	1 h 10 min	N/A	2 h 5 min	N/A	6 h 55 min
	520iHT4 520iHE3	1 h	N/A	2 h	2 h	N/A	3 h 45 min	N/A	12 h 30 min
BLOWERS									
Tough blowing	550iBTX³	—	—	—	—	—	—	—	1 h
	530iBX⁴ 525iB Mark II	10 min	N/A	15 min	15 min	N/A	35 min	N/A	1 h 45 min
Light blowing	550iBTX³	—	—	—	—	—	—	—	1 h 45 min
	530iBX⁴ 525iB Mark II	15 min	N/A	35 min	35 min	N/A	1 h	N/A	3 h 30 min
LAWN MOWERS									
Mowing	LC 551iV⁵	—	N/A	15 min	N/A	N/A	30 min	N/A	1 h 40 min
	LB 553iV⁵	—	N/A	20 min	N/A	N/A	35 min	N/A	1 h 50 min
	LB 548i⁵	—	N/A	25 min	N/A	N/A	35 min	N/A	1 h 55 min
	LB 448iV	—	—	20 min	N/A	N/A	35 min	N/A	—
	LB 448i	—	N/A	25 min	N/A	N/A	45 min	N/A	—
	LB 442i	—	N/A	35 min	N/A	N/A	55 min	N/A	—
POWER CUTTERS									
Cutting concrete garden plates (400×400×50 mm)	K 540i	—	—	—	—	—	24 pcs	N/A	—
Cutting concrete pipe (325/225 mm)	K 540i	—	—	—	—	—	6 pcs	N/A	—
Cutting granite (300×100 mm)	K 540i	—	—	—	—	—	8 pcs	N/A	—
Cutting concrete hollow blocks (150×167 mm)	K 540i	—	—	—	—	—	33 pcs	N/A	—
Cutting concrete slab (990×140 mm)	K 540i	—	—	—	—	—	2 pcs	N/A	—
Cutting concrete garden plates (40 mm)	K 535i	—	—	22 pcs	N/A	22 pcs	41 pcs	N/A	—
Cutting roof tiles	K 535i	—	—	87 pcs	N/A	87 pcs	164 pcs	N/A	—
Cutting granite (70 mm)	K 535i	—	—	6 pcs	N/A	6 pcs	10 pcs	N/A	—
Cutting floor tiles (7 mm)	K 535i	—	—	144 pcs	N/A	144 pcs	244 pcs	N/A	—
WATER TANK									
	WT 15i	2.5 h	4 h	4 h 30 min	N/A	5 h	8 h	N/A	—
DUST EXTRACTOR									
In E-flow	DE 110i	—	N/A	20 min	N/A	25 min	40 min	N/A	—
In full flow	DE 110i	—	N/A	15 min	N/A	15 min	30 min	N/A	—
WORK LIGHT									
Setting 1 1000 lm	WL 8i	13 h	20 h 50 min	26 h	N/A	26 h	48 h	N/A	—
Setting 2 4000 lm	WL 8i	3 h 30 min	5 h 30 min	7 h	N/A	7 h	13 h	N/A	—
Setting 3 8000 lm	WL 8i	1 h 45 min	2 h 45 min	3 h 30 min	N/A	3 h 30 min	6 h 30 min	N/A	—

Best option — = Not recommended. N/A = Values were not available at time of printing. ¹ Full capacity only provided by BLi200X, BLi300, 40-B330X or 40-B220X. ² Equipped with trimmer attachment ³ Requires BLi backpack batteries ⁴ Requires backpack battery / battery belt FLEXI. ⁵ Requires adapter plate and battery adapter for use with backpack battery. The runtimes are up-to-times and correspond to work time using saveE™; actual work, basic maintenance and movement/climbing needed for generic operations. Given guidelines are indicative only and may not always be repeatable from one setting to another. Required battery temperature for charging: m. 5 °C max. 50 °C.



50 Husqvarna EPOS™ Technology give you the flexibility of a wireless installation

30 Manage and control your robotic mowers remotely by using Husqvarna Fleet Services

Robotic mowers

Autonomous mowing solutions are the perfect addition to the fleet of any company caring for green spaces. At Husqvarna, we have a wide range for every kind of turf, from smaller lawns to multiple sports fields. Husqvarna CEORA™ and Husqvarna Automower® robotic mowers both deliver superb results on diverse turf areas, while our latest models offer mowing possibilities made even more flexible by Husqvarna EPOS™ satellite navigation with virtual boundaries. And while they spend their days tirelessly producing a turf quality to be proud of, you can spend your time focusing on other tasks.

**READ MORE**

Find out more about how robotic solutions makes your workday easier by visiting husqvarna.com/ProRoboticMowers

FOTA firmware updates **12****1** Husqvarna EPOS™ technology**11** Narrow passage handling**10** Slope capacity 70 %**7** Modular drive and front units**2** Temporary stay-out zones**3** Systematic mowing**4** Flexible scheduling**5** Remote object detection and lights**8** Cutting deck service positionWeather timer **9**Theft protection **6**

Top features of Husqvarna robotic mowers

1. HUSQVARNA EPOS™ TECHNOLOGY

Our satellite-based EPOS™ navigation technology enables the robotic mowers to work within virtual boundaries. This creates endless flexibility without physical wires and eliminates the risk of wire breakages caused by aerating or turf repair.

2. TEMPORARY STAY-OUT ZONES

With EPOS™ technology you can activate virtual stay-out zones for your robotic mower. This can be used to avoid mowing a spot for recovering the grass or for the sake of biodiversity.

3. SYSTEMATIC MOWING

The EPOS™ technology enables your robotic mower to cut in different mowing patterns, i.e. parallel tracks, which makes it super-efficient for managing football pitches or other large turf areas.

4. FLEXIBLE SCHEDULING

The app-controlled robotic solution allows for fast and easy defining of cutting areas and scheduling. Each work area can have unique schedules with various times and cutting heights.

5. REMOTE OBJECT DETECTION AND LIGHTS

Built-in sensors using ultrasonic technology help the mower to detect objects, lower the speed and avoid hard collisions, along with warning lights that can be used during operation and flash to indicate error messages.

6. THEFT PROTECTION

The pro user interface protects your robotic mower from unauthorised tampering. In case of theft, the mower is instantly immobilised, the alarm sounds and the built-in GPS tracking is activated.

7. MODULAR DRIVE AND FRONT UNITS

The modular CEORA™ system includes drive and front units with different specifications, so you can select the best combo for your site. You also need one charging and one reference station.

8. CUTTING DECK SERVICE POSITION

The cutting deck's service position enables easy maintenance and cleaning of CEORA™ robotic mowers. The cutting deck is hose-washable (IPX5) and the cutting discs are easy to replace.

9. WEATHER TIMER

The Weather Timer allows the Automower® robotic mower to automatically adjust its work intensity to the grass' growth. This ensures a consistent result regardless of season.

10. SLOPE CAPACITY 70 %


Automower® 535 AWD handles slopes of up to an impressive 70 % (35°) incline. With less need for manual mowing of steep slopes, your work becomes easier.

11. NARROW PASSAGE HANDLING

The robotic mowers manage narrow passages down to 60 cm width. This is especially useful for reaching inaccessible parts of the lawn, or quickly navigating to and from the charging station.

12. FOTA FIRMWARE UPDATES

Using the Husqvarna Fleet Services app, you can easily update the firmware of your Husqvarna robotic lawn mowers that supports FOTA (Firmware Over The Air) technology.

**REFERENCE STATION**

Husqvarna EPOS™ technology requires a fixed reference station. This allows for high-precision positioning of the robotic mower, and handles signals between mower and satellite system.

STAY-OUT ZONES You can define temporary or permanent stay-out zones by using the appDrive function in the mobile app. This function instructs the robotic mower to avoid cutting certain areas.

VIRTUAL BOUNDARIES You define virtual boundaries by using the appDrive function in the mobile app. The robotic mower will then only cover the specific area you have instructed it to cut.

Superb results. On all kinds of turf areas.

At Husqvarna, we recognise the need to provide a wide variety of flexible solutions for today's greenspace professionals. And when it comes to larger spaces, we saw an opportunity to develop something unique. Something that could cover a far wider area than previously possible, yet still deliver the cutting results you expect from a Husqvarna robotic solution. Husqvarna CEORA™ allows for a huge scale up of operations to meet increasing demands on time, grass quality and sustainability.




CEORA™ – UP TO 25.000 M²
AUTOMOWER® – UP TO 5.000 M²



Sports 24

Everyday care of sports fields or golf course fairways at low cutting height. A well managed, lush, and high dense turf can be optimally mowed with CEORA™ or Automower® robotic mowers.

NAVIGATION SATELLITES Global navigation satellite system (GNSS) provides satellite signals for the robotic mower and the reference station, achieving down to centimeter level accuracy.



TRANSPORTS PATHS The robotic mowers move between your work areas quietly and efficiently, on defined transport paths.



HUSQVARNA EPOS™

Husqvarna EPOS™ – powered by endless possibilities

Our robotic mowing solutions feature Husqvarna EPOS™ (Exact Positioning Operating System). This breakthrough satellite-based technology enables working within virtual boundaries. It's an easy and flexible solution that's perfect for football fields, golf courses, city parks, or commercial properties. Best of all, the absence of physical boundary wires eliminates the risk of line breakages due to aerating or turf repair.




CEORA™ – UP TO 50.000 M²
AUTOMOWER® – UP TO 10.000 M²



Standard 48

Every second day care of golf course roughs or facilities with high demands. Normal dense quality turf maintained at medium to high cutting height.



CEORA™ – UP TO 75.000 M²
AUTOMOWER® – UP TO 15.000 M²



Max 72

Every third day care of green spaces with lower demands. Low dense quality turf maintained at high cutting height.

HUSQVARNA FLEET SERVICES™


The professional way to manage your autonomous mowers

When you invest in our commercial robotic mowers, you also get access to Husqvarna Fleet Services™ – a digital tool allowing you to easily monitor and control them from your smartphone, tablet or laptop. Just as easy as it should be.

10-YEAR DATA
PLAN INCLUDED


Connectivity with unlimited reach

When you acquire a Husqvarna commercial robotic mower, we include a 10-year data plan for cellular communication, so you can use Husqvarna Fleet Services throughout its product life. (Please note that we can only guarantee the functionality of the product itself, and not the uptime or coverage of the 3rd party data connection.)



Smooth remote management

Manage your turf maintenance directly from your phone, tablet or laptop. The smooth and efficient way to a perfect cutting result with minimal disturbance for your clients or guests.



Continuous operational insights

Evaluate short term during the season – get continuous operational insights to make sure that all robotic mowers run as smoothly as they should.



Base your investments on facts

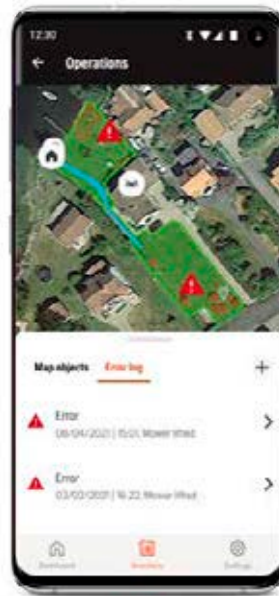
Evaluate long term at the end of the season – collect and analyse data on the season's results, as a base for decisions about the coming season.





REMOTE MANAGEMENT
Convenient control from anywhere

Perfect when you want to adjust the mowing schedule or cutting height, or park them before the storm arrives. And thanks to tagging, you can exert exact control over all your mowers, grouping them and issuing batch commands, directly from your smartphone app.



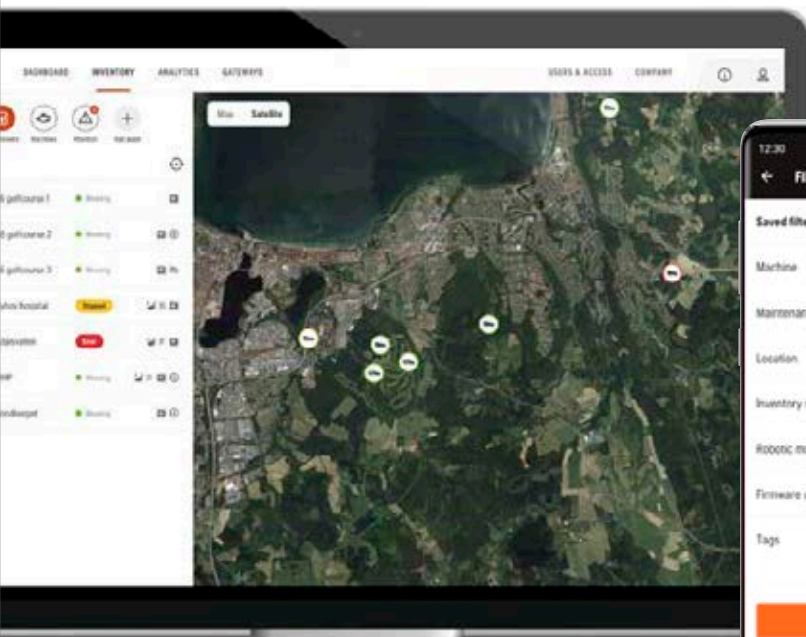
VALUABLE INSIGHTS
Make sure they all run as smoothly as they should

Should anything happen, such as an unexpected standstill for one mower, you'll immediately receive a notification to your phone. Information about where problems occur and how often, gives you valuable insights to continuously adjust and improve the installation.



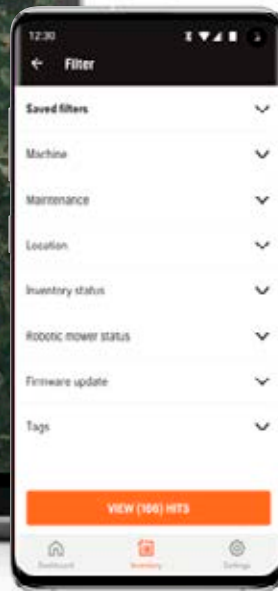
DETAILED INFORMATION
Review the performance on a daily basis

Through "Machine usage", you can review daily user data for more insights on whether unplanned stops occur too often or if the mower's size is appropriate for the work area. The info is summarised in an easy and accessible way, helping you make your fleet usage more efficient and productive.



MAP VIEW
Always keep track of exact locations

Want an overview of all your robotic mowers? Just check the map view. Thanks to the built-in GPS, you always know the exact location and status of every robotic mower. On the map you can select multiple mowers and issue a command to all mowers in a specific area at once.



TAGS
Group your mowers to handle them efficiently

For larger fleets of mowers, tags are a handy way of managing them. Different mowers can be "tagged" to different teams, or to different locations, and then grouped for easier handling.



SERVICE REMINDERS
Be notified when it's time for service

You can get service reminders based on actual operating time or calendar time, to make sure your equipment is always in great shape.

ROBOTIC LAWN MOWER – DRIVE UNIT

CEORA™ 546 EPOS™



 up to 50.000 m²
 20 %
 40 kg




Top-performance robotic model for large-area mowing, featuring Husqvarna EPOS™ technology. Systematic, high-precision cutting tailored for optimised flexibility within virtual boundaries. Handles very large areas such as multiple football fields, golf courses or large hotel, company or municipal facilities. Delivering a professional result on the turf.

- EPOS™ navigation with virtual boundaries
- FOTA – firmware over the air
- Systematic mowing of large areas
- Object avoidance
- IPX5 protected – hose washable
- Active wheel brush kit
- Husqvarna Fleet Services™
- Future proof with multi-carrier possibilities
- CEORA™ HyperCare service package

ROBOTIC LAWN MOWER – DRIVE UNIT

CEORA™ 544 EPOS™



 up to 40.000 m²
 20 %
 38 kg




High-performance robotic model for large-area mowing, featuring Husqvarna EPOS™ technology. Operates autonomously and systematically within virtual boundaries, allowing for flexible and hassle-free turf care. Delivering highly professional results for sports fields or larger facility areas.

- EPOS™ navigation with virtual boundaries
- FOTA – firmware over the air
- Systematic mowing of large areas
- Object avoidance
- IPX5 protected – hose washable
- Husqvarna Fleet Services™
- Future proof with multi-carrier possibilities
- CEORA™ HyperCare service package

CUTTING DECK

CEORA™ RZ 43M






 68 cm
 20–70 mm
 34 kg

The tailor-made CEORA™ cutting deck, RZ 43M, features a cutting system with three blade discs. 15 high-speed steel razor blades keep the turf at an excellent quality level. Easy maintenance and handling is possible thanks to an ergonomic and unique service position, meaning the cutting deck can quickly be tilted for easy access to exchange blade discs or for hose cleaning (IPX5 classified).

CUTTING DECK

CEORA™ RZ 43L



 68 cm
 10–60 mm
 35 kg

This low-cut CEORA™ cutting deck enables 10–60 mm cutting height, ideal for efficient maintenance of golf courses. The cutting system features three blade discs with a total of 15 high-speed steel razor blades, keeping your fairways and semi-rough on an excellent quality level. Easy maintenance and handling thanks to the service position, providing easy and ergonomic access to exchange blade discs or for hose cleaning (IPX5 classified).



CEORA™ HYPERCARE

Convenient robotic installation

HyperCare is included with your Husqvarna CEORA™ purchase to ensure a hassle-free start of your robotic journey, Husqvarna experts will install your CEORA™ robotic mower and provide you and your team with extra support and basic training during the first 30 days of ownership.

ROBOTIC LAWN MOWER
AUTOMOWER® 550 EPOS™



10000 m²
45 %
24 cm
20-60 mm
14.4 kg

Fully equipped robotic mower featuring Husqvarna EPOS™ technology with transport paths, appDrive and precise area management. With virtual boundaries you can define several work areas with different settings as well as set temporary stay-out zones. Handles complex turfs of up to 10000 m² (systematic pattern) and navigates narrow passages, obstacles, tough terrain and slopes up to 45% with ease. Reference station required.

- EPOS™ navigation with virtual boundaries
- Systematic or irregular cutting pattern
- FOTA – firmware over the air
- Object detection
- Warning lights
- Husqvarna Fleet Services™ *
- Charging station included
- Can be equipped with Automower® fairway kit for cutting height down to 10 mm

ROBOTIC LAWN MOWER
AUTOMOWER® 550



5000 m²
45 %
24 cm
20-60 mm
13.5 kg

Fully equipped robotic mower designed for efficient fleet use. It handles complex turfs of up to 5000 m² and navigates narrow passages, obstacles, tough terrain and slopes up to 45% with ease. It keeps turfs green, fresh and perfectly cut, maintains high speed in open areas and slows down when detecting objects.

- Wire installation with three guide wires
- GPS-assisted navigation
- Weather timer
- Object detection
- Husqvarna Fleet Services™ *
- Charging station included

ROBOTIC LAWN MOWER
AUTOMOWER® 535 AWD



3500 m²
70 %
22 cm
30-70 mm
17.0 kg

All-wheel-drive robotic lawn mower, developed for commercial applications. Specifically developed to handle tough terrain and deliver impressive slope performance (up to 70%). It makes light work of complex turfs of up to 3500 m² and navigates narrow passages. Its smart features keep turfs green, fresh and perfectly cut, while you have total control from the office.

- Wire installation with three guide wires
- Extreme slope/terrain performance
- GPS-assisted navigation
- Weather timer
- Object detection
- Warning lights
- FOTA – firmware over the air
- Husqvarna Fleet Services™ *
- Charging station included

NEW

ROBOTIC LAWN MOWER
AUTOMOWER® 520 EPOS™



5000 m²
45 %
24 cm
20-60 mm
14 kg

Fully equipped robotic mower featuring Husqvarna EPOS™ technology with transport paths, appDrive and precise area management. With virtual boundaries you can define several work areas with different settings as well as set temporary stay-out zones. Handles complex lawns of up to 5000 m² (systematic pattern) and navigates narrow passages, obstacles, tough terrain and slopes up to 45% with ease. Reference station required.

- EPOS™ navigation with virtual boundaries
- Systematic or irregular cutting pattern
- FOTA – firmware over the air
- Warning lights
- Husqvarna Fleet Services™ *
- Charging station included

ROBOTIC LAWN MOWER
AUTOMOWER® 520



2400 m²
45 %
24 cm
20-60 mm
13.3 kg

Robotic mower designed for efficient fleet use. It handles complex lawns of up to 2400 m² and navigates narrow passages, obstacles, tough terrain and slopes up to 45% with ease. Its smart features keep lawns green, fresh and perfectly cut, while you have total control from the office.

- Wire installation with three guide wires
- GPS-assisted navigation
- Weather timer
- Husqvarna Fleet Services™ *
- Charging station included

* Requires a cellular connection from a local telecom operator. A data plan for the product life (10 years) is included. (Please note that we can only guarantee the functionality of the product itself, and not the uptime or coverage of the 3rd party data connection.)

ACCESSORIES FOR ROBOTIC MOWERS



EPOS™ RS5 REFERENCE STATION



This unit manages the RTK-GNSS signals between the Husqvarna EPOS™ robotic mowers and the navigation satellites. Each station can handle numerous mowers. Work area up to 500-meter radius. To cover larger areas, multiple reference stations can operate in a network.

970 46 82-xx

EPOS™ ATTACHMENT KIT



Bracket for RS5 EPOS™ reference station. Dimension 300×250 mm, diameter 32 mm. For wall or mast Ø30–60 mm attachment. Steel.

534 97 19-01

CEORA™ CS4 CHARGING STATION



Recharges CEORA™ automatically and efficiently according to a programmed schedule. Full charging time 3–5 hours from empty.

970 46 81-01

CEORA™ CHARGING STATION SUPPORT PLATE



For installations of charging stations on soft, wet, or uneven ground. Provides extra traction as well as a stable and even surface to fit the charging station on.

535 42 31-01

CEORA™ CUTTING DISCS



Get an extra set of cutting discs for quick and hassle-free blade replacement on your CEORA™ cutting deck. Or upgrade your existing cutting deck for another cutting height setting. For CEORA™ RZ 43L and RZ 43M

Low-cut disc (10–60 mm), 536 93 09-01

Mid-cut disc (20–70 mm), 536 32 62-01

CEORA™ ROUGH TERRAIN WHEELS



Gives excellent traction on rough and sloping turfs, increasing the slope performance of your CEORA™ robotic mower by up to 5% depending on weather and turf quality.

546 14 08-01

CEORA™ ACTIVE WHEEL BRUSH KIT



An active wheel brush start kit that helps keep grass away from the wheels of CEORA™ robotic mowers. This also improves traction and lowers the need for maintenance.

529 31 89-01

NEW

AUTOMOWER® SOLAR CHARGER



The solar-powered charger provides an off-grid solution for commercial robotic installations. A great option in remote areas where power cables cannot be installed, for example a golf course.

One panel, 547 15 79-xx

Two panels, 547 15 86-xx

AUTOMOWER® BOUNDARY WIRE PRO



5.5 mm diameter extra-durable boundary wire for Automower® robotic mower installations. Suitable for areas with high demands on strength (due to rodent problems, high UV resistance demands etc.). The double insulation cable makes the wire very robust and less sensitive to scratches without affecting the electrical signal.

300 m, 593 29 77-02

AUTOMOWER® BOUNDARY WIRE HEAVY DUTY



A robust boundary wire for demanding Automower® robotic mower installations. 100% copper core with isolated surface to minimise signal loss.

500 m, 522 91 41-02

AUTOMOWER® FAIRWAY KIT



Lowers the minimum cutting height by 10 mm. Makes it possible to mow the most demanding turfs, like golf course fairways and other low-cut turfs. Lower cutting height may effect on the area capacity.

Automower® 550 EPOS™/520 EPOS™,
597 49 63-02

AUTOMOWER® WHEEL BRUSH KIT



Keeps the driving wheels clean to maintain improved traction.

Automower® 550 EPOS™/520 EPOS™/550/520,
581 90 31-03

Wheel brush refill, Automower® 550 EPOS™/
520 EPOS™/550/520, 581 98 20-02

Wheel brush refill, Automower® 535 AWD,
505 13 28-03

AUTOMOWER® ROUGH TERRAIN KIT



Provides excellent traction on rough and sloping turfs. The slope performance of your Automower® robotic mower increases by up to 5%, depending on weather and turf quality.

Automower® 550 EPOS™/520 EPOS™/550/520,
581 88 97-02

AUTOMOWER® REPLACEABLE TOP COVER



Change the look of your Automower® robotic mower by replacing the top cover.

Grey, Automower® 520, 591 49 60-01

Grey, Automower® 550, 591 49 61-01

Grey, Automower® 535 AWD, 596 30 00-01

ENHANCE HSS BLADES



Carbon steel blade with two cutting edges welded with high speed steel. Extra sharpness and longevity for use in tough grass areas. Suitable for Fairway kit. Standard on 43M/43L cutting decks. Fits all Automower® and CEORA™ robotic mowers.

45 pcs, 599 80 53-01

300 pcs, 599 80 53-02

ENDURANCE HSS BLADES



High speed steel blades with carbon steel body and hardened edges for extra lifetime and robustness. Cuts with four sharp edges for improved cutting results. Fits all Automower® robotic mowers.

6 pcs, 599 80 52-01

45 pcs, 599 80 52-02

300 pcs, 599 80 52-03

Use only Husqvarna original blades. Tested and approved by Intertek (a Notified body), regarding safety, function, and noise levels in accordance with EN50636-2-107 and IEC60335-2-107.

Use only Husqvarna original blades. Tested and approved by Intertek (a Notified body), regarding safety, function, and noise levels in accordance with EN50636-2-107 and IEC60335-2-107.

To see the entire accessories range, please visit husqvarna.com

ROBOTIC MOWERS	CEORA™ 546 EPOS™ / RZ 43M + CS4	CEORA™ 544 EPOS™ / RZ 43M + CS4	CEORA™ 546 EPOS™ / RZ 43L + CS4	CEORA™ 544 EPOS™ / RZ 43L + CS4
CUTTING DECK	RZ 43M	RZ 43M	RZ 43L	RZ 43L
PERFORMANCE*				
Area capacity – Sports 24 (systematic/irregular), m ²	25000/–	20000/–	24000/–	19000/–
Area capacity – Standard 48 (systematic/irregular), m ²	50000/–	40000/–	48000/–	38000/–
Area capacity – Max 72 (systematic/irregular), m ²	75000/–	60000/–	72000/–	57000/–
Area capacity per hour, excluding charging time, m ² (systematic)	1800	1350	1800	1350
Maximum slope capacity, inside / by edge, %	20/15	20/15	20/15	20/15
CUTTING SYSTEM				
Cutting width, cm	68	68	68	68
Cutting height, min–max, mm	20–70	20–70	10–60	10–60
Height adjustment	Electric	Electric	Electric	Electric
Cutting system	3 blade discs, with 5 pivoting razor blades per disc	3 blade discs, with 5 pivoting razor blades per disc	3 blade discs, with 5 pivoting razor blades per disc	3 blade discs, with 5 pivoting razor blades per disc
Extra blades, pcs	45	45	45	45
NAVIGATION				
Boundary type	Wireless	Wireless	Wireless	Wireless
Navigation system	Systematic	Systematic	Systematic	Systematic
Automatic passage handling	Yes	Yes	Yes	Yes
Search system	EPOS™ Guidance	EPOS™ Guidance	EPOS™ Guidance	EPOS™ Guidance
PRODUCT DATA				
Sound level perceived, dB(A)**	72	69	72	72
Length × width × height, cm	124 × 108 × 44	124 × 108 × 44	124 × 108 × 44	124 × 108 × 44
Weight, kg	74	72	75	73
Speed, cm/s	100	75	100	75
Protection index (IP code)	IPX5 (Charging station IPX3)	IPX5 (Charging station IPX3)	IPX5 (Charging station IPX3)	IPX5 (Charging station IPX3)
Mean energy consumption at maximum use (kWh per month)	130	115	150	140
Power consumption during cutting, W	250	210	310	270
Battery type	Li-ion	Li-ion	Li-ion	Li-ion
Battery capacity, Ah	49	49	49	49
Battery voltage, V	36	36	36	36
Charging system	Automatic	Automatic	Automatic	Automatic
Charging current, A	12.0	12.0	12.0	12.0
Mains cable, m	3	3	3	3
CONTROL				
Husqvarna Fleet Services™	●	●	●	●
Automower® Connect	●	●	●	●
Husqvarna EPOS™ technology	●	●	●	●
Pro user interface/app	●	●	●	●
Precise area management	●	●	●	●
FOTA – firmware over the air	●	●	●	●
SAFETY AND SECURITY				
Object detection	●	●	●	●
Object avoidance	●	●	●	●
Warning lights	●	●	●	●
GPS theft tracking	●	●	●	●
Anti-theft alarm	●	●	●	●
PIN code lock	●	●	●	●
Lift sensor	●	●	●	●
Collision sensor	●	●	●	●
Tilt sensor	●	●	●	●
EQUIPMENT				
EPOS™ Reference station	(●)	(●)	(●)	(●)
CS4 Charging station	(●)	(●)	(●)	(●)
Active wheel brushes	●	(●)	●	(●)
Terrain wheel	(●)	(●)	(●)	(●)

● = Included (●) = Accessory *Area capacity is variable due to grass type, soil, cutting height, lawn complexity and slope. **Sound level perceived is measured according to ISO 11094:1991.

ROBOTIC MOWERS	AUTOMOWER® 550 EPOS™	AUTOMOWER® 550	AUTOMOWER® 535 AWD	AUTOMOWER® 520 EPOS™	AUTOMOWER® 520
PERFORMANCE *					
Area capacity – Sports 24 (systematic/irregular), m ²	5000/3500	–/3500	–/2500	2500/1700	–/1700
Area capacity – Standard 48 (systematic/irregular), m ²	10000/5000	–/5000	–/3500	5000/2400	–/2400
Area capacity – Max 72 (systematic/irregular), m ²	15000/6000	–/6000	–/4000	7500/3000	–/3000
Area capacity per hour, excluding charging time, m ² (systematic)	300	–	–	175	–
Maximum slope capacity, inside/ by edge, %	45/15	45/15	70/ 50	45/15	45/15
CUTTING SYSTEM					
Cutting width, cm	24	24	22	24	24
Cutting height, min–max, mm	20–60	20–60	30–70	20–60	20–60
Height adjustment	Electric	Electric	Electric	Electric	Electric
Cutting system	5 pivoting razor blades	5 pivoting razor blades	5 pivoting razor blades	5 pivoting razor blades	5 pivoting razor blades
NAVIGATION					
Boundary type	Wireless	Wire	Wire	Wireless	Wire
Navigation system	Systematic/Irregular	Irregular	Irregular	Systematic/Irregular	Irregular
Automatic passage handling	Yes	Yes	Yes	Yes	Yes
GPS-assisted navigation	–	Yes	Yes	–	Yes
Search system	EPOS™ Guidance	3 guide wires	3 guide wires	EPOS™ Guidance	3 guide wires
PRODUCT DATA					
Sound level perceived, dB(A)**	65	67	60	61	61
Length× width×height, cm	72× 56×32	72×56×31	93× 55×29	72× 56×32	72×56×31
Weight, kg	14.4	13.5	17.0	14	13.3
Speed, cm/s	65	65	60	42	42
Protection index (IP code)	IPX4 (Charging station IPX1)	IPX4 (Charging station IPX1)	IPX4 (Charging station IPX1)	IPX4 (Charging station IPX1)	IPX4 (Charging station IPX1)
Mean energy consumption at maximum use (kWh per month)	24	23	24	18	17
Power consumption during cutting, W	35	35	40	30	30
Battery type	Li-ion	Li-ion	Li-ion	Li-ion	Li-ion
Battery capacity, Ah	10.0	10.0	5.0	3.2	3.2
Battery voltage, V	18	18	18	18	18
Charging system	Automatic	Automatic	Automatic	Automatic	Automatic
Charging current, A	7.0	7.0	7.0	2.2	2.2
Low voltage cable (m)	10	10	10	10	10
CONTROL					
Husqvarna Fleet Services™	●	●	●	●	●
Automower® Connect	●	●	●	●	●
Husqvarna EPOS™ technology	●	–	–	●	–
Pro user interface/app	●	●	●	●	●
Precise area management	●	–	–	●	–
Weather timer	●	●	●	●	●
Park button on charging station	–	●	●	–	●
FOTA – firmware over the air	●	–	●	●	–
SAFETY AND SECURITY					
Object detection	●	●	●	–	–
Warning lights	●	–	●	●	–
GPS theft tracking	●	●	●	●	●
Anti-theft alarm	●	●	●	●	●
PIN code lock	●	●	●	●	●
Lift sensor	●	●	●	●	●
Collision sensor	●	●	●	●	●
Tilt sensor	●	●	●	●	●
EQUIPMENT					
EPOS™ Reference station	(●)	–	–	(●)	–
Charging station	●	●	●	●	●
Solar panel charging	(●)	(●)	(●)	(●)	(●)
Fairway kit	(●)	–	–	(●)	–
Wheel brushes	●	●	(●)	●	●

● = Included (●) = Accessory * Area capacity is variable due to grass type, soil, cutting height, lawn complexity and slope. ** Sound level perceived is measured according to ISO 11094:1991.





72 Optimise the cutting performance with bars tailored to a perfect fit and chains developed side by side with our chainsaws

158 Our clothing will provide you with the level of performance and comfort you need

Chainsaws

Chainsaws perfectly adapted to the task at hand. For precision cuts high up in the treetops, or for the toughest of heavy-duty felling tasks. Chainsaws paired with razor-sharp chains, perfectly adapted to the saw, and a robust but lightweight bar that delivers impressive handling and manoeuvrability. Whatever you choose, you can rest assured that it's been designed for you, for an improved cutting experience.

77 Whether you're a full-time logger or work professionally with tree care, we have a wide range of equipment to offer

34 Discover the high-performing and flexible Husqvarna BLi-X 36V battery system



EXPLORE ONLINE

Find our entire range of chainsaws and accessories by visiting [husqvarna.com/ProChainsaws](https://www.husqvarna.com/ProChainsaws)

9 Kick-start battery innovation

10 Brushless E-TORQ™ motors



1 User-centric design

2 Excellent for limbing

3 Side-mounted chain tensioner

4 LowVib™ vibration damping

5 X-TORQ® engines

6 60cc made for movement

7 Husqvarna Air Injection™



8 Husqvarna AutoTune™ 3.0

Top features of Husqvarna chainsaws

1. USER-CENTRIC DESIGN

We always set out to make your work easier. Our chainsaws all come with smart, ergonomic design, together with features that make them easy to start and operate efficiently.

2. EXCELLENT FOR LIMBING

Our compact professional chainsaws are excellent for limbing. High chain speed and excellent manoeuvrability adds up to impressive limbing performance, making your work easier.

3. SIDE-MOUNTED CHAIN TENSIONER

For safety reasons you need to check the chain tension regularly as you use the saw. Husqvarna chainsaws come with a side-mounted chain tensioner that makes adjustment quick and easy.

4. LOWVIB™ VIBRATION DAMPING

Our LowVib™ system keeps the vibrations in the handles at extremely low levels by separating the handles from the engine and cutting equipment. This reduces the hand-arm vibration exposure.

5. X-TORQ® ENGINES

Our X-TORQ® engines deliver great power and torque thanks to highly efficient combustion.

6. 60CC MADE FOR MOVEMENT

When you want a powerful chainsaw in a slim and agile body, the new 560 XP® Mark II and 562 XP® Mark II chainsaws are in a class of their own. Both models include all the features from our 50, 70 and 90cc saws.

7. HUSQVARNA AIR INJECTION™

Air Injection utilizes the centrifugal forces to reduce the amount of dust and debris entering the carburettor space. This improves the runability and extends the engine lifetime

8. HUSQVARNA AUTOTUNE™ 3.0

AutoTune™ 3.0 ensures easy starting in all temperatures, and automatically optimises the engine settings to the actual altitude, temperature, air humidity and fuel quality.

9. KICK-START BATTERY INNOVATION

All-new Husqvarna T542i XP®/ T542i XP®G and 542i XP®/ 542i XP®G are the world's first professional battery chainsaws with centrifugal clutch. Experience the kick-start power and outstanding capacity!

10. BRUSHLESS E-TORQ™ MOTORS

The brushless E-TORQ motors developed and produced by Husqvarna are perfectly adapted for each application. They withstand tough professional use and are completely maintenance-free.

HUSQVARNA TRIOBRAKE™ ADDS PROTECTION

With TrioBrake™ you can activate the chain brake with your right hand, in addition to the customary left hand and inertia function. (Available on 550 XP® Mark II TrioBrake™.)

PETROL CHAINSAW

592 XP®



	92.7 cm ³
	5.6 kW
	3/8"
	45-90 cm
	7.4 kg

With best-in-class cutting capacity and power-to-weight, fantastic manoeuvrability, new starting technology, and reliable operation and uptime – even in the roughest conditions – 592 XP® is your perfect partner in felling, limbing and bucking the largest of trees. You can fit up to 36" (90 cm) bars on it, never compromising on balance and control.

- AutoTune™ 3.0
- Simple Start Technology
- LowVib™
- Husqvarna Air Injection™
- X-TORQ® engine
- Connectivity ready
- Heated handles and carburettor (optional)

PETROL CHAINSAW

585



	86 cm ³		3/8"
	5.1 kW		45-90 cm
	7.5 kg		

Robust and durable, the 585 chainsaw has all the benefits of a modern chainsaw with the traditional technology you know and appreciate. Exceptional durability combined with an impressive power to weight and a well-balanced body make it the perfect companion for felling, limbing and bucking large trees in even the dirtiest conditions. You can fit up to 36" (90 cm) bars.

- LowVib™
- Smart Start™
- Husqvarna Air Injection™
- X-TORQ® engine

PETROL CHAINSAW

572 XP®



	70.6 cm ³		3/8"
	4.3 kW		38-70 cm
	6.6 kg		

Powerful and durable 70cc chainsaw with excellent performance and cutting capacity for felling, limbing and bucking large trees. The slimmed-down design and host of innovative features make for efficient, reliable and comfortable operation.

- LowVib™
- Smart Start™
- Husqvarna Air Injection™
- X-TORQ® engine
- AutoTune™
- Heated handles and carburettor (optional)

PETROL CHAINSAW

372 XP®



	70.7 cm ³		3/8"
	4.1 kW		40-70 cm
	6.6 kg		

Rugged 70cc chainsaw with an excellent power-to-weight ratio for felling, limbing and bucking large trees. Built to maximise productivity, reliability and durability.

- LowVib™
- Smart Start™
- Husqvarna Air Injection™
- X-TORQ® engine

PETROL CHAINSAW

565



	70.6 cm ³		3/8"
	3.7 kW		38-70 cm
	6.5 kg		

Powerful and durable 70cc chainsaw for felling, limbing and bucking large trees. The slimmed-down design and host of innovative features make for efficient, reliable and comfortable operation.

- LowVib™
- Smart Start™
- Husqvarna Air Injection™
- X-TORQ® engine
- AutoTune™

PETROL CHAINSAW

365



	70.7 cm ³		3/8"
	3.6 kW		40-70 cm
	6.4 kg		

Rugged 70cc chainsaw for felling, limbing and bucking large trees. Built to maximise productivity, reliability and durability.

- LowVib™
- Smart Start™
- Husqvarna Air Injection™
- X-TORQ® engine

PETROL CHAINSAW

NEW

562 XP[®] Mark II



59.8 cm³
 3.5 kW 38–70 cm
 3/8" 5.9 kg

High-powered, manoeuvrable 60cc chainsaw, designed for high productivity in all forestry and tree care work. For use with up to 28" (70 cm) guide bar. AutoTune 3.0 with Simple Start Technology makes this saw start easily and run optimally in all conditions.

- **NEW** AutoTune™ 3.0
- **NEW** Simple Start Technology
- LowVib™
- Husqvarna Air Injection™
- X-TORQ[®] engine
- Heated handles and carburettor (optional)

PETROL CHAINSAW

NEW

560 XP[®] Mark II



59.8 cm³
 3.5 kW 33–50 cm
 .325", 3/8" 5.8 kg

High-powered, manoeuvrable 60cc chainsaw, designed for high productivity in all forestry and tree care work. For use with either .325" or 3/8" cutting equipment. AutoTune 3.0 with Simple Start Technology makes this saw start easily and run optimally in all conditions.

- **NEW** AutoTune™ 3.0
- **NEW** Simple Start Technology
- LowVib™
- Husqvarna Air Injection™
- X-TORQ[®] engine
- Heated handles and carburettor (optional)

PETROL CHAINSAW

555



59.8 cm³
 3.1 kW 33–50 cm
 .325", 3/8" 5.9 kg

Powerful and easy to manoeuvre 60cc chainsaw for felling, limbing and bucking small and mid-sized trees. The slimmed-down design and host of innovative features make for efficient, reliable and comfortable operation.

- LowVib™
- Smart Start™
- Husqvarna Air Injection™
- X-TORQ[®] engine
- AutoTune™



PETROL CHAINSAW

550 XP[®] Mark II TrioBrake™



50.1 cm³
 3.0 kW 33–50 cm
 325" 5.5 kg

Powerful and easy to manoeuvre 50cc chainsaw with an impressive power-to-weight ratio, for felling, limbing and bucking small and mid-sized trees as well as for challenging tree care. The slimmed-down design and host of innovative features make for efficient, reliable and comfortable operation. Includes the unique TrioBrake™ chain brake system.

- LowVib™
- Husqvarna Air Injection™
- X-TORQ[®] engine
- AutoTune™
- TrioBrake™
- Heated handles and carburettor (optional)

PETROL CHAINSAW

550 XP[®] Mark II



50.1 cm³
 3.0 kW 33–50 cm
 325" 5.3 kg

Powerful, durable and easy to manoeuvre 50cc chainsaw with excellent performance and excellent cutting capacity for felling, limbing and bucking small and mid-sized trees as well as for challenging tree care. The slimmed-down design and host of innovative features make for efficient, reliable and comfortable operation.

- LowVib™
- Husqvarna Air Injection™
- X-TORQ[®] engine
- AutoTune™
- Heated handles and carburettor (optional)

PETROL CHAINSAW

545 Mark II



50.1 cm³
 2.7 kW 33–50 cm
 325" 5.3 kg

Powerful, durable and easy to manoeuvre 50cc chainsaw for felling, limbing and bucking small and mid-sized trees. The slimmed-down design and host of innovative features make for efficient, reliable and comfortable operation.

- LowVib™
- Smart Start™
- Husqvarna Air Injection™
- X-TORQ[®] engine
- AutoTune™
- Heated handles and carburettor (optional)

PETROL CHAINSAW

543 XP®



	43.1 cm ³		2.2 kW		33-45 cm
	325"		4.5 kg		

Efficient 43cc chainsaw, for small and mid-sized trees as well as for challenging tree care. Its low weight and high chain speed make it ideal for limbing.

- LowVib™
- Smart Start™
- Husqvarna Air Injection™
- X-TORQ® engine

PETROL CHAINSAW

540 XP® Mark III



			39.1 cm ³		1.9 kW
			.325"mini, 3/8"mini		30-40 cm
			4.1 kg		

A nimble and lightweight 39cc chainsaw designed for tree care and thinning jobs. The powerful engine combined with the optimal choice of cutting equipment delivers impressive cutting capacity with fast acceleration. The easy, reliable starts – cold as well as hot – and smooth manoeuvrability make this chainsaw a favourite for many tasks.

- Connectivity ready
- AutoTune™ 3.0
- Simple Start Technology
- LowVib™
- Husqvarna Air Injection™
- X-TORQ® engine

BATTERY CHAINSAW

NEW

542i XP®



			.325"mini, .325"		30-40 cm
			30-40 cm		3.3 kg

The world's first battery chainsaw equipped with a centrifugal clutch, delivering outstanding cutting capacity with a kick-start energy experience. This powerful battery chainsaw is comparable to a 40cc petrol saw. A highly efficient tool for tree care jobs and arborist ground crews. Provides the control and response of petrol power combined with all battery benefits. Needs to be powered with 40-B330X or 40-B220X battery for full performance.

- Brushless E-TORQ™ motor
- savE™
- Intuitive keypad with battery status
- Weatherproof (IPX4)
- Integrated connectivity
- 40cc class cutting performance
- Oil sensor
- Heated handles (optional)

BATTERY CHAINSAW

540i XP®



			.325"mini, 3/8"mini, 1/4"		30-40 cm
			30-40 cm		2.9 kg

A rear-handle battery-powered chainsaw with impressive power output – on par with a professional 40cc petrol chainsaw. Ideal for tree removal and thinning as well as for arborist groundcrew work. Features advanced user interface with battery status and start/stop, excellent ergonomics and provides user-friendly balance and manoeuvrability. Needs to be powered with 40-B330X or 40-B220X battery for full performance.

- Brushless E-TORQ™ motor
- savE™
- Intuitive keypad with battery status
- Weatherproof (IPX4)
- Integrated connectivity
- 40cc class cutting performance
- Oil sensor
- Heated handles (optional)

BATTERY CHAINSAW

535i XP®



			.325"mini, 1/4"mini		25-35 cm
			25-35 cm		2.6 kg

A lightweight and powerful, battery-powered chainsaw. Ideal for crown reduction and lighter tree removals where you need the extra reach a rear-handle chainsaw provides. Features excellent ergonomics, high chain speed and all the comfort of battery power without compromising on performance.

- Brushless E-TORQ™ motor
- savE™
- Intuitive keypad
- Weatherproof (IPX4)
- 35cc class cutting performance

PETROL TREE-CARE CHAINSAW
T540 XP® Mark III



39.1 cm³
 1.9 kW
 .325mini
 30-40 cm
 3.8 kg

A well-balanced 39cc top-handle chainsaw with impressive power-to-weight. Ideal for arborists and professional tree climbers who want a reliable top-handle chainsaw, that's easy to start and manoeuvre. The powerful engine combined with the optimal choice of cutting equipment delivers superb cutting capacity with fast acceleration for efficient treetop work.

- Connectivity ready
- AutoTune™ 3.0
- Simple Start Technology
- LowVib™
- Husqvarna Air Injection™
- X-TORQ® engine

PETROL TREE-CARE CHAINSAW
T435



35.2 cm³
 1.5 kW
 3/8"mini
 30-35 cm
 3.4 kg

Mid-sized, lightweight 35cc top-handle chainsaw for all sorts of professional tree care. The low weight and well-balanced saw body makes it very easy to work with.

- X-TORQ® engine
- LowVib™
- Smart Start™

PETROL TREE-CARE CHAINSAW
T525



27.0 cm³
 1.1 kW
 1/4", 1/4"mini, 3/8"mini
 20-30 cm
 2.7 kg

Very lightweight and well-balanced 27cc top-handle chainsaw. Thanks to its quick acceleration, easy starting and great reliability, it's an efficient choice for trimming, pruning and small crown reduction.

- X-TORQ® engine
- LowVib™
- Husqvarna Air Injection™



BATTERY TREE-CARE CHAINSAW
T542i XP®

NEW




.325"mini
 30-35 cm
 3.0 kg

The world's first top-handle battery chainsaw equipped with a centrifugal clutch, delivering outstanding cutting capacity with a kick-start energy experience. This powerful battery chainsaw is comparable to a 40cc petrol saw. A highly efficient tool for tree climbers who want all the benefits of cordless electric power for any challenges up in the tree. Needs to be powered with 40-B330X or 40-B220X battery for full performance.

- Brushless E-TORQ™ motor
- savE™
- Intuitive keypad with battery status
- Weatherproof (IPX4)
- Integrated connectivity
- 40cc class cutting performance
- Oil sensor
- Heated handles (optional)

BATTERY TREE-CARE CHAINSAW
T540i XP®



.325"mini, 1/4"mini
 30-40 cm
 2.5 kg

Our most powerful top-handle battery-powered chainsaw with impressive power output – on par with a professional 40cc petrol chainsaw. Ideal for tree care and climbing work thanks to excellent ergonomics and low weight. Features advanced user interface with battery status and start/stop, excellent ergonomics and provides user-friendly balance and manoeuvrability. Needs to be powered with 40-B330X or 40-B220X battery for full performance.

- Brushless E-TORQ™ motor
- savE™
- Intuitive keypad with battery status
- Weatherproof (IPX4)
- Integrated connectivity
- 40cc class cutting performance
- Oil sensor
- Heated handles (optional)

BATTERY TREE-CARE CHAINSAW
T535i XP®



.325"mini, 1/4"mini
 25-35 cm
 2.4 kg

A very lightweight and powerful, battery-powered top-handle chainsaw. Ideal for crown reduction and lighter tree removals. Features excellent ergonomics, high chain speed and all the comfort of battery power, with a power output equivalent of a 35cc petrol chainsaw.

- Brushless E-TORQ™ motor
- savE™
- Intuitive keypad
- Weatherproof (IPX4)
- 35cc class cutting performance



Smart saw head design 1

2 Efficient battery power

1. SMART SAW HEAD DESIGN

Our well-balanced pole saws allow you to adopt a comfortable working position where you always have total control. The slim design of the saw head gives an unobstructed view of the cut.

2. EFFICIENT BATTERY POWER

Pruning without petrol engine noise, fumes or vibrations is a lot less tiresome, so you can stay alert throughout the workday. Plus, the performance is boosted by the high torque of the electric motor.



READ MORE

Find our entire range of pole saws and accessories by visiting [husqvarna.com/ProPoleSaws](https://www.husqvarna.com/ProPoleSaws)



HUSQVARNA CHAINSAW ACADEMY

Improve your skill set

Welcome to Husqvarna Chainsaw Academy – our online source for information about safe, convenient and efficient chainsaw work. It's the perfect guide for professionals. No matter what kind of experience you have, and how many trees you've cut down over the years, there's always room for improvement. Just so that you're prepared for wind-lashed forests and anything else unusual and dangerous that the elements might throw at you. Go to chainsawacademy.husqvarna.com

PETROL POLE SAWS

525PT5S



- 25.4 cm³
- 1.0 kW
- 1/4"
- 25-30 cm
- 402 cm
- 7.0 kg

25cc pole saw with a telescopic shaft that offers our longest reach. The excellent ergonomics and superior balance help you achieve high-end results with minimum effort. For an improved working position, use the Balance Flex harness.

- X-TORQ® engine
- Telescopic shaft

PETROL POLE SAWS

525P5S



- 25.4 cm³
- 1.0 kW
- 3/8" mini
- 25-30 cm
- 340 cm
- 6.4 kg

25cc pole saw with a detachable shaft that makes for long reach and easy transporting between work sites. Low weight, excellent ergonomics and superior balance help you work comfortably even with less accessible vegetation.

- X-TORQ® engine
- Detachable shaft

PETROL POLE SAWS

525P4S



- 25.4 cm³
- 1.0 kW
- 3/8" mini
- 25-30 cm
- 243 cm
- 5.3 kg

Designed for easy manoeuvrability, this 25cc pole saw provides excellent ergonomics and superior balance, helping you avoid stresses and strains that come from awkward working positions.

- X-TORQ® engine



BATTERY POLE SAWS

530iPX



-
- 3/8" mini
- 25-30 cm
- 180 cm
- 3.1 kg

Battery-powered clearing saw that also can be used as a pole saw (the cutting head can be angled 90 degrees) with a power output equivalent of a 30cc petrol machine. Its low weight, excellent ergonomics and quiet operation make it comfortable to use in any location at any time of day.

- Brushless E-TORQ™ motor
- savE™
- Intuitive keypad
- Weatherproof (IPX4)
- Adjustable, slimmed design cutting head

BATTERY POLE SAWS

530iP4



-
- 1/4"
- 25-30 cm
- 250 cm
- 3.4 kg

Battery pole saw with a performance power output equivalent of a 30cc petrol machine. Its low weight, excellent ergonomics and quiet operation make it comfortable to use in any location at any time of day.

- Brushless E-TORQ™ motor
- savE™
- Intuitive keypad
- Weatherproof (IPX4)
- Slimmed design cutting head

BATTERY POLE SAWS

530iPT5



-
- 1/4"
- 25-30 cm
- 400 cm
- 5.0 kg

Battery pole saw with a telescopic shaft that presents users with our longest reach, with a power output equivalent of a 30cc petrol machine. Its low weight, excellent ergonomics and quiet operation make it comfortable to use in any location at any time of day.

- Brushless E-TORQ™ motor
- savE™
- Intuitive keypad
- Weatherproof (IPX4)
- Telescopic shaft
- Slimmed design cutting head

PETROL CHAINSAWS	592 XP®	585	572 XP®	372 XP®	565	365
TECHNICAL SPECIFICATIONS						
Cylinder displacement, cm ³	92.7	86	70.6	70.7	70.6	70.7
Power output, kW	5.6	5.1	4.3	4.1	3.7	3.6
Sound pressure level at operator's ear, dB(A)*	112	112	107	110	105	110
Sound power level guaranteed (LWA) dB(A)**	119	119	120	119	119	119
Equivalent vibration level (ahv, eq) front/rear handle, m/s ² ***	6.6/5.3	6.6/5.3	5.4/4.1	5.7/8.0	5.2/5.3	5.7/8.0
Chain pitch, inch	3/8"	3/8"	3/8	3/8	3/8	3/8
Recommended bar length, min-max, cm/inch	45-90/18-36	45-90/18-36	38-70/15-28	40-70/16-28	38-70/15-28	40-70/16-28
Weight (excl. fuel and cutting equipment), kg	7.4	7.5	6.6	6.6	6.5	6.4
FEATURES						
Low Vib™	●	●	●	●	●	●
Smart Start™	—	●	●	●	●	●
Simple Start Technology	●	—	—	—	—	—
Adjustable oil pump	●	●	●	●	●	●
Inertia chain brake	●	●	●	●	●	●
Magnesium crankcase	●	●	●	●	●	●
Quick release air filter cover	●	●	●	●	●	●
Quick-release air filter	●	●	●	●	●	●
Husqvarna Air Injection™	●	●	●	●	●	●
Side-mounted chain tensioner	●	●	●	●	●	●
X-TORQ® engine	●	●	●	●	●	●
Combined choke /stop control	●	●	●	—	●	—
Snap-lock cylinder cover	●	●	●	—	●	—
Heated handles	● (optional)	—	● (optional)	—	—	—
Heated carburettor	● (optional)	—	● (optional)	—	—	—
AutoTune™	●	—	●	—	●	—
Fuel pump	●	●	●	—	●	—
Retained bar nuts	●	●	●	—	●	—
Visible fuel level	●	●	●	—	●	—
Connectivity ready	●	—	—	—	—	—
TrioBrake™	—	—	—	—	—	—

BATTERY CHAINSAWS	542i XP®	540i XP®	535i XP®
TECHNICAL SPECIFICATIONS			
Battery type	Li-ion	Li-ion	Li-ion
Voltage, V	36	36	36
Motor type	BLDC (brushless)	BLDC (brushless)	BLDC (brushless)
Sound pressure level at operator's ear, dB(A)*	91	95	93
Sound power level guaranteed (LWA) dB(A)**	104	106	106
Equivalent vibration level (ahv, eq) front/rear handle, m/s ² ***	4.3/4.8	3.6/3.7	2.5/2.8
Chain pitch, inch	.325mini, .325	.325mini, 3/8mini, 1/4	.325mini, 1/4mini
Recommended bar length, min-max, cm/inch	30-40/12-16	30-40/12-16	25-35/10-14
Weight (excl. battery and cutting equipment), kg	3.3	2.9	2.6
FEATURES			
saveE™	●	●	●
Flip up tank cap	●	●	●
Inertia chain brake	●	●	●
Intuitive keypad	●	●	●
Retained bar nuts	●	●	●
All-weather use (IPX4)	●	●	●
Lateral battery slot, protection against dirt	●	●	●
Stepless speed control	●	●	●
Transparent oil tank	●	●	●
Active battery cooling	●	●	●
Metal chain catcher	●	●	●
Battery status	●	●	—
Heated handles	● (optional)	● (optional)	—
Oil sensor	●	●	—

*Equivalent sound pressure level at the operator's ear, measured according to EN ISO 22868, dB(A). Reported data for equivalent sound pressure level for the machine includes statistical uncertainty. **Noise emissions in the environment measured as sound power (LWA) is reported as guaranteed value in conformity with EC directive 2000/14/EC, with statistical dispersion included. Measured according to ISO 22868. ***Equivalent vibration levels (ahv,eq) at handles, measured according to EN ISO 22867, m/s². Typical statistical dispersion (standard deviation) of ± 1 m/s².

562 XP® MK II	560 XP® MK II	555	550 XP® Mark II TrioBrake™	550 XP® Mark II	545 Mark II	543 XP®	540 XP® Mark III
59.8	59.8	59.8	50.1	50.1	50.1	43.1	39.1
3.5	3.5	3.1	3.0	3.0	2.7	2.2	1.9
107	107	106	106	107	106	101	103
118	118	118	116	117	116	113	112
4.0/4.5	3.7/3.7	3.2/5.0	3.8/3.7	3.3/4.9	3.6/4.1	4.5/4.2	3.7/5.1
3/8	.325/3/8	.325/3/8	.325	.325	.325	.325	.325mini, 3/8mini
45-70/18-28	33-50/13-20	33-50/13-20	33-50/13-20	33-50/13-20	33-50/13-20	33-45/13-18	30-40/12-16
5.9	5.8	5.9	5.5	5.3	5.3	4.5	4.1
●	●	●	●	●	●	●	●
—	—	●	●	●	●	●	—
●	●	—	—	—	—	—	●
●	●	●	●	●	●	●	●
●	●	●	●	●	●	●	●
●	●	●	●	●	●	●	●
●	●	●	●	●	●	●	●
●	●	●	●	●	●	●	●
●	●	●	●	●	●	●	●
●	●	●	●	●	●	—	●
●	●	●	●	●	●	—	—
● (optional)	● (optional)	—	● (optional)	● (optional)	● (optional)	—	—
● (optional)	● (optional)	—	● (optional)	● (optional)	● (optional)	—	—
●	●	●	●	●	●	—	●
●	●	●	●	●	●	—	●
●	●	●	●	●	●	—	●
●	●	●	●	●	●	—	—
—	—	—	—	—	—	—	—
—	—	—	●	—	—	—	—



*Equivalent sound pressure level, according to ISO 22868, is calculated as the time-weighted energy total for different sound pressure levels under various working conditions. Typical statistical dispersion for equivalent sound pressure level is a standard deviation of 1 dB(A). **Noise emissions in the environment measured as sound power (LWA) in conformity with EC directive 2000/14/EC. The guaranteed sound power level includes variation in production as well as variation from the test code with 1-3 dB(A). ***Equivalent vibration level, according to ISO 22867, is calculated as the time-weighted energy total for vibration levels under various working conditions. Reported data for equivalent vibration level has a typical statistical dispersion (standard deviation) of 1 m/s².

PETROL TREE-CARE CHAINSAWS	T540 XP® Mark III	T435	T525
TECHNICAL SPECIFICATIONS			
Cylinder displacement, cm ³	39.1	35.2	27.0
Power output, kW	1.9	1.5	1.1
Sound pressure level at operator's ear, dB(A)*	102	103	98
Sound power level guaranteed (LWA) dB(A)**	112	114	111
Equivalent vibration level (ahv, eq) front /rear handle, m/s ² ***	3.5/3.4	3.6/3.9	4.9/5.2
Chain pitch, inch	.325mini	3/8mini	1/4 /1/4mini /3/8mini
Recommended bar length, min-max, cm/inch	30-40/12-16	30-35/12-14	20-30/8-12
Weight (excl. fuel and cutting equipment), kg	3.8	3.4	2.7
FEATURES			
X-TORQ® engine	●	●	●
Low Vib™	●	●	●
Smart Start™	●	●	●
Inertia chain brake	●	●	●
Adjustable oil pump	●	●	●
Fuel pump	●	●	●
Quick release air filter cover	●	●	●
Quick-release air filter	—	●	●
Side-mounted chain tensioner	●	●	●
Flip-up tank caps	●	●	●
Husqvarna Air Injection™	●	—	●
Retained bar nuts	●	—	●
Magnesium crankcase	●	—	●
Belt eyelet	●	—	●
AutoTune™	●	—	—
Visible fuel level	—	—	—
Connectivity ready	●	—	—

*Equivalent sound pressure level, according to ISO 22868, is calculated as the time-weighted energy total for different sound pressure levels under various working conditions. Typical statistical dispersion for equivalent sound pressure level is a standard deviation of 1 dB(A). **Noise emissions in the environment measured as sound power (LWA) in conformity with EC directive 2000/14/EC. The guaranteed sound power level includes variation in production as well as variation from the test code with 1-3 dB(A). ***Equivalent vibration level, according to ISO 22867, is calculated as the time-weighted energy total for vibration levels under various working conditions. Reported data for equivalent vibration level has a typical statistical dispersion (standard deviation) of 1 m/s².

BATTERY TREE-CARE CHAINSAWS	T542i XP®	T540i XP®	T535i XP®
TECHNICAL SPECIFICATIONS			
Battery type	Li-ion	Li-ion	Li-ion
Voltage, V	36	36	36
Motor type	BLDC (brushless)	BLDC (brushless)	BLDC (brushless)
Sound pressure level at operator's ear, dB(A)*	91	92	93
Sound power level guaranteed (LWA) dB(A)**	104	103	106
Equivalent vibration level (ahv, eq) front /rear handle, m/s ² ***	4.7/4.1	2.1/3.4	2.0/2.4
Chain pitch, inch	.325mini	.325mini, 1/4mini	.325mini, 1/4mini
Recommended bar length, min-max, cm/inch	30-40/12-16	30-40/12-16	25-35/10-14
Weight (excl. battery and cutting equipment), kg	3.0	2.5	2.4
FEATURES			
saveE™	●	●	●
Intuitive keypad	●	●	●
Inertia chain brake	●	●	●
Belt eye let	●	●	●
Flip up tank cap	●	●	●
Retained bar nuts	●	●	●
All-weather use (IPX4)	●	●	●
Lateral battery slot, protection against dirt	●	●	●
Stepless speed control	●	●	●
Transparent oil tank	●	●	●
Active battery cooling	●	●	●
Metal chain catcher	●	●	●
Battery status	●	●	●
Heated handles	● (optional)	● (optional)	—
Oil sensor	●	●	—

*Equivalent sound pressure level at the operator's ear, measured according to EN ISO 22868, dB(A). Reported data for equivalent sound pressure level for the machine includes statistical uncertainty. **Noise emissions in the environment measured as sound power (LWA) is reported as guaranteed value in conformity with EC directive 2000/14/EC, with statistical dispersion included. Measured according to ISO 22868. ***Equivalent vibration levels (ahv,eq) at handles, measured according to EN ISO 22867, m/s². Typical statistical dispersion (standard deviation) of ± 1 m/s².

PETROL POLE SAWS	525PT5S	525P5S	525P4S
TECHNICAL SPECIFICATIONS			
Cylinder displacement, cm ³	25.4	25.4	25.4
Power output, kW	1.0	1.0	1.0
Sound pressure level at operator's ear, dB(A)*	89	90	91
Sound power level guaranteed (LWA) dB(A)**	107	107	107
Equivalent vibration level (ahv, eq) front/rear handle, m/s ² ***	6.3/5.3	2.3/3.7	2.9/3.2
Chain pitch, inch	1/4	3/8mini	3/8mini
Recommended bar length, min-max, cm/inch	25-30/10-12	25-30/10-12	25-30/10-12
Max. length with cutting equipment, cm	402	340	243
Weight (excl. fuel and cutting equipment), kg	7.0	6.4	5.3
FEATURES			
X-TORQ® engine	●	●	●
Auto return stop switch	●	●	●
Chain lubrication	●	●	●
Chain tensioner	●	●	●
Fuel pump	●	●	●
Rear impact guard	●	●	●
Stand alone starter	●	●	●
Telescopic tube	●	—	—
Detachable shaft	—	●	—
HARNESS INCLUDED			
Standard single	●	●	●

● = Accessory *Equivalent sound pressure level, according to ISO 22868, is calculated as the time-weighted energy total for different sound pressure levels under various working conditions. Typical statistical dispersion for equivalent sound pressure level is a standard deviation of 1 dB(A). **Noise emissions in the environment measured as sound power (LWA) in conformity with EC directive 2000/14/EC. The guaranteed sound power level includes variation in production as well as variation from the test code with 1-3 dB(A). *** Equivalent vibration level, according to ISO 22867, is calculated as the time-weighted energy total for vibration levels under various working conditions. Reported data for equivalent vibration level has a typical statistical dispersion (standard deviation) of 1 m/s².



BATTERY POLE SAWS	530iPX	530iPT5	530iP4
TECHNICAL SPECIFICATIONS			
Battery type	Li-ion	Li-ion	Li-ion
Voltage, V	36	36	36
Motor type	BLDC (brushless)	BLDC (brushless)	BLDC (brushless)
Sound pressure level at operator's ear, dB(A)*	96	83	88
Sound power level guaranteed (LWA) dB(A)**	101	98	98
Equivalent vibration level (ahv, eq) front/rear handle, m/s ² ***	1.1 / 1.2	1.4 / 1.2	1.9 / 1.1
Chain pitch, inch	3/8mini	1/4	1/4
Recommended bar length, min-max, cm/inch	25-30/10-12	25-30/10-12	25-30/10-12
Length, extended, with cutting equipment, cm	180	400	250
Weight (excl. battery and cutting equipment), kg	3.1	5.0	3.4
FEATURES			
savE™	●	●	●
Intuitive keypad	●	●	●
Harness eyelet	●	●	●
Rear impact guard	●	●	●
Flip up tank cap	●	●	●
Telescopic tube	—	●	—
HARNESS INCLUDED			
Single harness	—	●	●
Backpack battery harness	●	—	—

*Equivalent sound pressure level at the operator's ear, measured according to ISO 22868, dB(A). Reported data for equivalent sound pressure level for the machine has a typical statistical dispersion (standard deviation) of 1 dB(A). **Noise emissions in the environment measured as sound power (LWA) is reported as guaranteed value in conformity with EC directive 2000/14/EC, with statistical dispersion included. Measured according to ISO 22868. ***Equivalent vibration levels (ahv,eq) at handles, measured according to EN ISO 22867, m/s². Typical statistical dispersion (standard deviation) of ± 2 m/s².

Designed by Husqvarna for your Husqvarna

At Husqvarna, we're experts at making chainsaws. We know how essential the guide bar and chain are for the total performance. That's why we see them as extensions of the chainsaw, not add-ons. So we used our unique expertise to develop the optimal guide bars and chains for Husqvarna chainsaws specifically.



WE'VE GOT YOU COVERED

See the entire range of accessories, oils and lubricants at husqvarna.com/ChainsawParts

Optimised welding pattern for improved durability and stiffness

X-CUT

MINIMUM DOWNTIME, MAXIMUM RESULTS

Husqvarna X-CUT™


X-CUT chains are the first chains to have been developed, designed and manufactured by Husqvarna – and it has all been done in the city of Huskvarna, Sweden, where our chainsaws are developed and tested. Husqvarna X-CUT chains are designed to maximise your output, allowing you to work longer without interruptions. You will feel the difference, and you will produce more in the long run.

X-PRECISION

TREE SURGERY CUTTING EQUIPMENT

Husqvarna X-PRECISION™

Pruning and tree care operations normally require precise and gentle cutting, causing minimal injury to the tree and allowing the cut surface to heal quickly. Our X-PRECISION range of cutting equipment includes chains and guide bars developed for this application. Optimised for use on our professional battery-powered and small-sized petrol chainsaws, the X-PRECISION cutting equipment is an ideal choice for tree care experts.



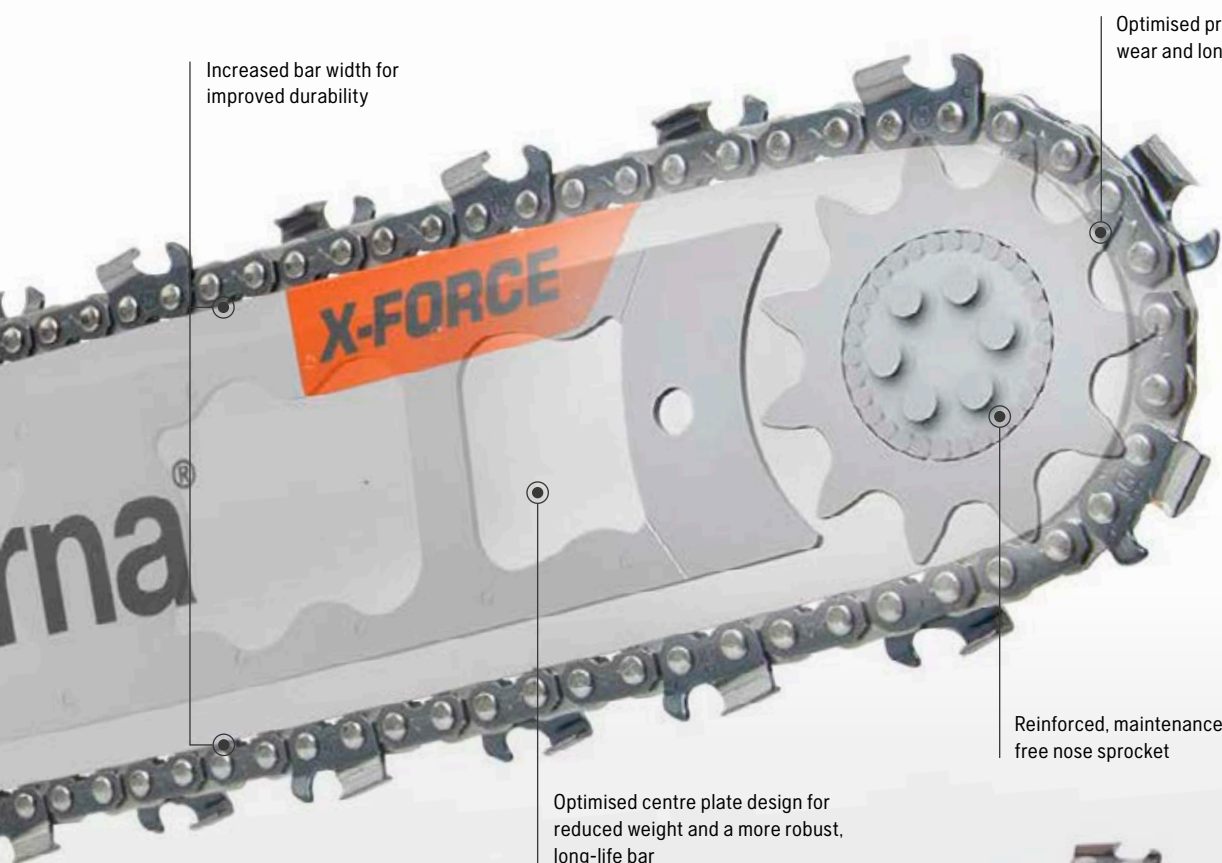
Materials and manufacturing processes are refined to the extreme, giving the X-CUT™ chain impressive sharpness out of the box, and even more importantly – sharpness that lasts considerably longer before filing is needed.

The X-CUT™ chain is pre-stretched at the factory so you can work for longer before re-tensioning is needed. No unnecessary chain tension required. The risk of damaging the cutting system with a slack chain is also decreased.

A carefully balanced combination of construction, materials and processes result in excellent, dynamic durability. Wear on the cutting system is reduced – and so is the need for service.

X-CUT™ chains are made for making faster cuts, and they're ready to be used straight out of the box. This improves your efficiency – and your results. The smooth cutting reduces the feed force needed, making the work easier on your body.

Thanks to the intuitive golden tie strap function, you easily locate the starting point, simplifying the filing of the chain



Increased bar width for improved durability

Optimised profile for lower wear and longer lifetime

Reinforced, maintenance-free nose sprocket

Optimised centre plate design for reduced weight and a more robust, long-life bar



X-FORCE

DURABLE, LIGHTWEIGHT GUIDE BARS

Husqvarna X-FORCE™

X-FORCE guide bar is Husqvarna's answer to the challenge of designing the perfect guide bar – a bar that's both lightweight and low-maintenance, to minimise your burden, yet durable enough to withstand tough work over long time. Husqvarna X-FORCE guide bars are developed in pair with Husqvarna X-CUT chains, optimised for Husqvarna chainsaws. The result is a cutting system that makes your chainsaw perform on an entirely new level – delivering a fast, precise kerf with minimal friction loss.

X-TOUGH

X-TOUGH LIGHT

EXTRA DURABLE SOLID GUIDE BARS

Husqvarna X-TOUGH™ and X-TOUGH™ LIGHT

X-TOUGH is the perfect match for your Husqvarna chainsaw when a durable, robust guide bar is your top priority. The solid steel body equals long lifetime, while the robust RSN mount makes the tip just as durable. The high stiffness makes it easier to cut straight in just about any environment, and the design minimises pinching. X-TOUGH LIGHT provides a similar robust performance yet saving 10–15% weight. This is great news for your saws' manoeuvrability, especially with longer guide bars.

CHAINSAW CHAIN

X-PRECISION™ SP11G

Semi-chisel 1/4" mini 1.1 mm chainsaw chain developed for precise and gentle pruning of branches up to 15 cm. This chain cuts like a scalpel, excellent for tree surgery. The clean cuts help the tree to heal well and look good afterwards. A thin chain with low weight and low noise, that operates smoothly and efficiently with battery and small-size petrol chainsaws.

CHAINSAW CHAIN

X-PRECISION™ SP21G

SP21G is a semi-chisel .325" mini 1.1 mm chain with low kick-back, specifically developed to increase the cutting speed and efficiency for full-time use battery chainsaws. The chain is energy efficient and the optimised geometry delivers a consistently smooth cut, excellent bore cut as well as improved handling and manoeuvrability – key characteristics when performing tree care. Fits the .325" mini X-PRECISION™ bars.

CHAINSAW CHAIN

X-CUT™ S93G

This semi-chisel 3/8" mini 1.3 mm S93G chain is developed to fit smaller rear- and top-handle saws. Optimised geometry and grinding provides high cutting speed as well as low kick-back. High efficiency balanced against the available power from the chainsaw will enable a smooth and precise cut.

CHAINSAW CHAIN

X-CUT™ SP33G

Semi-chisel Pixel .325" 1.3 mm chain with low kick-back and low stretch. The narrow kerf equals impressive cutting efficiency. Developed for professional use on mid-size chainsaws, up to 55cc. Part of original equipment on Husqvarna 550 XP® chainsaws

CHAINSAW CHAIN

X-CUT™ S35G

Semi-chisel .325" 1.5 mm chainsaw chain developed for everyday professional use. A tough and reliable chain with a robust, pre-stretched standard chassis. Provides long-lasting sharpness, outstanding durability with low stretch and high cutting efficiency. Part of original equipment on Husqvarna 550 XP® chainsaws.

CHAINSAW CHAIN

X-CUT™ S85

Reliable cutting capacity in tough conditions. A robust semi-chisel 3/8" 1.5 mm chain for 60–90cc chainsaws. Made for heavy-duty work, less sensitive to dirt, and easier to sharpen. Specifically designed for urban tree care workers and loggers who value easy sharpening and superior stay sharp properties. The robust chassis and the optimised cutter material gives perfect out-of-the-box performance and durability.

CHAINSAW CHAIN

X-CUT™ C33**NEW**

Superior cutting efficiency in clean conditions. An advanced chisel .325" 1.3 mm chain for 40–60cc chainsaws. Made for full-time professional use. The chain is made by Husqvarna to ensure you get the best possible output from your chainsaw. With superior cutting efficiency, a sharpness that lasts and low stretch, it gives you better results, less need for maintenance and lower costs.

CHAINSAW CHAIN

X-CUT™ C35**NEW**

Superior cutting efficiency in clean conditions. An advanced chisel .325" 1.5 mm chain for 40–60cc chainsaws. Made for full-time professional use. The chain is made by Husqvarna to ensure you get the best possible output from your chainsaw. With superior cutting efficiency, a sharpness that lasts and low stretch, it gives you better results, less need for maintenance and lower costs.

CHAINSAW CHAIN

X-CUT™ C85


Superior cutting efficiency in clean conditions. An advanced chisel 3/8" 1.5 mm chain for 60–90cc chainsaws. Made for full-time professional use. The chain is made by Husqvarna to ensure you get the best possible output from your chainsaw. With superior cutting efficiency, a sharpness that lasts and low stretch, it gives you better results, less need for maintenance and lower costs.

PIXEL CUTTING EQUIPMENT – FASTER AND LIGHTER

The slim design of Pixel cutting equipment makes a narrower cut which means an increase in cutting speed. The reduction in weight moves the centre of gravity of the saw towards the rear. Together with a somewhat smaller rotating mass the gyro force is also reduced. Both of these are important factors, for example when limbing.

GUIDE BARS


X-PRECISION™



The X-PRECISION™ bars are designed specifically for use with the X-PRECISION™ chains on Husqvarna professional battery-powered and small-sized petrol chainsaws. The optimised overall geometry and small nose radius provide efficient cutting with precise control, excellent bore cutting properties and reduced risk of kick-back. Available in .325"mini (10–16") and 1/4"mini (10–12")

GUIDE BARS WITH NOSE SPROCKET


X-FORCE™



The X-FORCE™ lightweight laminated bars offer easier maintenance and increased productivity. Depending on the model, these benefits come from features such as updated profiles, larger nose sprocket, weight reduced center plate and high-quality roller bearing with supported shields. Available in 3/8" (15–20"), 3/8"mini (12–16") and .325" (13–20").

GUIDE BARS WITH REPLACEABLE SPROCKET NOSE


X-TOUGH™ LIGHT



A lightweight solid RSN bar. Improves the manoeuvrability while maintaining durability and robustness. The load is transferred to the high-quality roller bearing. Wear-resistant paint protects against scratches and corrosion. Replaceable tip is available as a spare part. Available in 3/8" (20–36").
Sparepart X-TOUGH™ LIGHT RSN tip; 3/8" 599 96 78-01

GUIDE BARS WITH REPLACEABLE SPROCKET NOSE

X-TOUGH™




Solid RSN bar with great durability and robustness. The load is transferred to the high-quality roller bearing. The bars are coated to protect against scratches and corrosion. Replaceable tip is available as a spare part. Available in 3/8" (16–28"), .325" (18").
Sparepart X-TOUGH™ RSN tip; 3/8" 597 47 41-01 and .325" 597 47 43-01



GUIDE BARS WITH HARD NOSE


X-TOUGH™



Durable and robust solid bars used for hard species of timber, thick bark and in very sandy, dusty or sooty conditions. The bars are coated to protect against scratches and corrosion. Available in 3/8" (18–28") and .404" (24–42").

GUIDE BARS WITH NOSE SPROCKET

LAMINATED



The gentle curve and small nose radius reduce the risk of kick-back and facilitates good cutting control. Coated bars to protect against scratches and corrosion. Available in 3/8"mini (10–16").

GUIDE BARS

CARVING BAR



Carving bars have a smaller nose radius and are suitable for sculpting and other precision work. Available in 1/4" (10–12").

Make life in the treetops better

At Husqvarna we're passionate about making the tree climbing professionals' workdays safer, more productive and more rewarding. That's why we're constantly developing and expanding our equipment for arborists – not only with new chainsaws, but also new climbing gear and protective equipment. Now you can get more at one place!

1 Ropes for climbing and rigging

2 Climbing harness

3 Protective clothing

4 Tree-care chainsaw

5 Tree surgery cutting equipment



1. ROPES FOR CLIMBING AND RIGGING

Our range of high-quality ropes for climbing and rigging are easy to work with and provide the versatility and security you need to work efficiently.

2. CLIMBING HARNESS

Our climbing harness combines the comfort and versatility you want with the freedom of movement you need. Highly versatile, robust – and designed for long days in the trees.

3. PROTECTIVE CLOTHING

Our collection of arborist's clothing is designed to be comfortable, tight-fitting, and flexible so you can throw and climb with ease. Read more on pages 162–163.

4. TREE-CARE CHAINSAWS

Lightweight and well-balanced, our top-handle chainsaws are designed for professional specialists with high demands on performance and versatility. Read more on page 65.

5. TREE SURGERY CUTTING EQUIPMENT

Husqvarna X-PRECISION chains and guide bars are developed for precise and gentle cutting, causing minimal injury to the tree and allowing the cut surface to heal quickly. Read more on pages 74–75.

For more information on our accessories, read more overleaf.



HUSQVARNA CLIMBING HARNESS

A climbing harness that delivers the comfort and versatility you need when working long, demanding days in the trees. Soft back padding and adjustable leg loops increase your comfort and mobility while reducing physical strain. The multiple settings and double bridges adapt to different working methods and climbing styles, while the many options for attaching accessories allow you to always bring the right tool for the job.

534 09 86-01



WORK POSITIONING LANYARD

A strong and versatile lanyard, ready to use for different jobs and working methods. Designed to be lightweight and easily adjusted with one hand. The steel thimble loop allows it to be used as an additional climbing line or anchor point. Diameter 11.5 mm. Length 4 and 5 m.

534 09 98-01, 4 m
534 09 98-02, 5 m



PRUSIK

A high-quality piece of safety equipment, ideal for experienced tree professionals and beginners alike. The prusik is made from a polyester and aramid fibre mix, which makes it highly resistant to abrasions and heat while providing excellent grip. Diameter 8 mm. Length 76 cm or 85 cm.

534 09 99-01, 76 cm
534 09 99-02, 85 cm



FRICTION SAVER

This friction saver comes ready to use and provides an effective link between the climbing rope and the tree - reducing damage to both. It is easy to use, easy to adjust and easy to remove, thanks to the smart, integrated design. Diameter 12 mm. Length 2 m.

534 09 92-01



SLING

This multi-purpose sling is ready to use in a number of ways. It can be used as an anchor sling or as a hitch cord, thanks to the Eye-n-Eye splice. It can even work as a friction saver due to the integrated lightweight ring. Diameter 10 mm. Length 1.3 m.

534 09 97-01



CLIMBING ROPE, 11.5 MM

This climbing rope maintains a consistent diameter while climbing for superior grip and less hand fatigue. Equipped with an approved splice at one end, it offers an excellent balance between softness and stiffness and is ideal for use with double rope techniques and hitch cords. Diameter 11.5 mm. Length 45 or 60 m.

534 09 87-01, Orange, 45 m
534 09 87-11, Blue, 45 m
534 09 87-02, Orange, 60 m
534 09 87-12, Blue, 60 m



CLIMBING ROPE, 11.8 MM

This versatile climbing rope can be used for single and double rope techniques with different mechanical hardware for a smooth ascent or descent. It features an approved splice at one end and offers an excellent balance between softness and stiffness. Diameter 11.8 mm. Length 45 or 60 m.

534 09 88-01, Orange, 45 m
534 09 88-11, Blue, 45 m
534 09 88-02, Orange, 60 m
534 09 88-12, Blue, 60 m



RIGGING ROPE, 14 MM

Easy to handle and highly abrasion resistant, this Husqvarna rigging rope is ideal for both experienced tree professionals and beginners. It is made from 32 strand 100% polyester, which gives the rope a high breaking strength and makes it easy to handle, knot and splice. It also features an approved splice at one end. Diameter 14 mm. Length 60 m.

534 09 89-01



CARABINER

Made from hot forged 707 Aluminum for high strength and low weight. Triple locking system prevents accidental opening. Key lock gate nose limits snagging of rope and clothing.

D-shape, 596 93 62-12
Oval, 596 93 62-11
HMS/Pear-shape, 596 93 62-13



GEAR BAG

This versatile Husqvarna gear bag can also be used as a travel bag or rigging bag. The smart, user-friendly design includes a side opening, carry handles at the top and sides, daisy chains inside and out plus lots of pockets for storing and organising your essentials – including an easy to find first aid pocket. Well-padded, well-balanced shoulder straps and moulded back padding provide comfort, while durable, water-resistant fabric and a reinforced bottom provide protection.

534 10 18-01



28 L ROPE BAG

Holds up to 80 m of 12 mm rope. Cinch top closure keeps rope clean and dry. External daisy chains for external gear storage. Covered top handles for added comfort.

596 93 63-11



THROWLINE

Made from high-strength, low-stretch Dyneema® fiber. The urethane coating makes it abrasion resistant and easy to tie and to throw without tangling. The orange color also provides good visibility.

55 m, 596 93 59-11



THROW WEIGHTS

High-quality weights made with highly durable Cordura fabric. Easy to attach safely to the throwline. The orange color also provides good visibility.

397 g, 596 93 58-11

340 g, 596 93 58-12

283 g, 596 93 58-13

226 g, 596 93 58-14



THROW LINE CUBE

Foldable 16-inch fabric cube, ideal for keeping the throwline clean and free from tangles, when thrown into the canopy.

596 93 60-11



CHAINSAW STRAP, ANTISHOCK

Anti-shock strap for tree climbing professionals. In case the chainsaw falls and gets stuck in falling branches, the chainsaw strap tears open to reduce the impact force of the falling chainsaw and reduce the risk of injury. Pre-treated elastic webbing provides high abrasion resistance, while an integrated ring provides an extra attachment point for the chainsaw.

534 10 08-01



CHAINSAW HOOKS

For easy connection of a chainsaw to a harness. It slips in through the harness straps and stays in place, thanks to its stabilising clip.

580 80 03-01



CHAINSAW EYELET

For arborists who use a standard chainsaw. Provides a designated way to connect the chainsaw to the chainsaw strap. Has an overload release.

578 07 71-01



ARBORIST WEDGE

A small-size professional wedge designed specifically for smaller felling cuts. Made from high-quality, durable plastic. The wedge fits in pockets or can be hung from strap/eyelet.

598 03 57-01



ACCESSORY CARABINER

High-quality, lightweight mini carabiner that is superb for attaching and organising your gear onto your harness. Not certified as personal protective equipment.

536 17 63-01, 3-pcs

Bring only your essentials

When you spend entire days working in the forest, you want to be sure to have all the equipment you need. And you want it easily accessible, but without constraints, all to be able to work efficiently and comfortably. A chainsaw from Husqvarna is of course a great start. And when you add the right professional tools within reach, you get the job done easier, and quicker.



TOOL BELT FLEXI – COMBI KIT



A flexible and ergonomic tool belt with excellent weight distribution and adjustable, one-hand-release belt buckle specially developed for forestry work. Intuitive and easy to personalise with easily attached holders, pockets and harness.

Tool belt FLEXI. Harness. Combi holster with wedge pocket. File and combi-tool holder. Universal bag. Universal tool holder. Combi holster.

593 83 72-01

TOOL BELT FLEXI – WEDGE KIT



A flexible and ergonomic tool belt with excellent weight distribution and adjustable, one-hand-release belt buckle specially developed for forestry work. Intuitive and easy to personalise with easily attached holders, pockets and harness.

Tool belt FLEXI. Harness. Wedge pocket. File and combi-tool holder. Universal bag. Universal tool holder. Combi holster with wedge pocket.

593 83 72-02

TOOL BELT FLEXI – CARRIER KIT



A flexible and ergonomic tool belt with excellent weight distribution and adjustable, one-hand-release belt buckle specially developed for forestry work. Intuitive and easy to personalise with easily attached holders, pockets and harness.

Tool belt FLEXI. Harness. Accessory bag. File and combi-tool holder. Universal bag. Carrier hook. Wedge pocket.

593 83 72-03



1. TOOL BELT FLEXI

A flexible and ergonomic tool belt with excellent weight distribution and adjustable, one-hand-release belt buckle.
593 83 74-01



2. HARNESS FOR TOOL BELT FLEXI

Ergonomic design together with a chest strap evens the weight over the shoulders.
593 83 76-01



3. UNIVERSAL BAG

Universal bag for first aid kit, GPS tracker, power bar or other smaller items.
593 83 92-01



4. COMBI HOLSTER

Combi holster for lifting tongs or lifting hook plus eyelets for measuring tape.
593 83 83-01




5. HOLDER FOR MEASURING TAPE

Holder that keeps measuring tape securely in place.
593 83 91-01



6. COMBI HOLSTER WITH WEDGE POCKET

Combi holster for lifting tongs or lifting hook plus a pocket for wedges.
593 83 83-02



7. WEDGE POCKET

Pocket for multiple wedges, with individual sections keeping them in place.
593 83 88-01



8. UNIVERSAL TOOL HOLDER

Multi-purpose holder for carrying tools such as an axe, impact bar etc.
593 83 97-01



9. CARRIER HOOK

A multi-purpose hook for carrying various tools, water cans or other equipment.
593 83 96-01



10. SPRAY CAN HOLDER

Holder for a spray can that makes sure it is securely kept in its place.
593 83 95-01



11. FILE AND COMBI-TOOL HOLDER

Holder for one round and one flat file, plus combi-tool. The holder effectively helps prevent tools from breaking or being lost.
593 83 94-01




12. BOTTLE HOLDER

Holder for a 50 cl water bottle. Makes the bottle easy to reach and keeps it securely in the belt.
536 37 31-01



13. CALLIPER HOLSTER

The caliper holster from our classic tool belt can also be used with tool belt FLEXI.
505 69 32-04



14. BREAKING BAR HOLSTER

The breaking bar holster from our classic tool belt can also be used with tool belt FLEXI.
505 69 32-92



15. ACCESSORY BAG

Extra bag, suitable for your fire extinguisher, water bottle, extra clothing and more.
596 25 29-01



TROLLEY BAG

Robust trolley bag with easy-access u-shaped zipper and silent rubber wheels. Moulded bottom and side make the bag stand upright without support. Two organising bags included.
90 litres, 593 25 81-01



DUFFEL BAG

Moisture-repellent and easily cleaned material, smart inside pockets and soft top handles. Removable shoulder straps and organising bags included.
70 litres, 593 25 83-01



CHAINSAW BAG

Bag made with special pockets for chainsaw files, and a bar cover that is easily removed and attached to the bag with hook-and-loop fastenings. Fits all our chainsaws.
48 litres, 597 41 83-01



BACK PACK

Durable backpack for all weathers. Easily cleaned material that keeps the inside dry. Roll-up seal and smart compartments for your laptop, thermos and water bottle.
30 litres, 593 25 82-01



POWER BOX

Tough and handy carrying case designed to carry a chainsaw, lubricants and other accessories.
531 30 08-72



COMPLETE TOOL BELT

Complete tool belt with two holsters, lifting hook, lifting tong, rear tool carrier and 15 m measuring tape. The tool belt is extra wide, to provide more support for the back. 505 69 90-15

Combi holster in LD polythene, 505 69 16-06
Combi holster with wedge pocket, 579 21 71-01
Tape holster, 505 69 75-00



REAR TOOL CARRIER

With large storage pocket for first aid kit, spare chain and carburettor screwdriver. Holster for file, file gauge, combination spanner and tape measure. 505 69 05-10



CRAYON HOLDER WITH REEL

Holder with spring-loaded metal reel for 12 mm crayons. Robust design with a metal reel that can be attached to the tool belt or harness. 593 83 98-01
Graphite crayons, 12 pcs, 593 97 55-01



MEASURING TAPE

Easy to use, lightweight design, ideal for measuring logs and stems. Can be adjusted without tools. Marked on both sides. Robust with aluminium top. 15 m release hook, 586 99 75-01
20 m release hook, 586 99 75-02
15 m timber hook, 586 99 75-03
15 m / 50' release hook, 586 99 76-01
20 m / 66' release hook, 586 99 76-02



FELLING WEDGE PRO

Extremely durable, made of high-impact plastic. Designed with cross groves for improved grip in frozen timber. 25 cm, 598 03 61-01



FELLING WEDGES

Made of high-impact ABS plastic. Helps the tree fall in the right direction. 14 cm, 598 03 58-01
20 cm, 598 03 58-02
25 cm, 598 03 58-03



SPLITTING WEDGE

Twisted wedge for splitting logs, to be used with a sledge or a sledge axe. 577 25 92-01



WEDGE FOR SPLITTING WOOD

Made of high-quality steel. 578 45 68-01



ALUMINIUM FELLING WEDGE

Helps the tree fall in the right direction. Possible to re-grind. 550 g, 22 cm, 586 88 59-01
1,000 g, 27.5 cm, 586 88 59-02



ARBORIST WEDGE

A small-size professional wedge designed specifically for smaller felling cuts. Made from high-quality, durable plastic. The wedge fits in pockets or can be hung from strap/eyelet. 598 03 57-01



LIFTING / TIMBER TONGS

Sharp tongs with grinded edges. Special hardened steel with treated surface makes them robust and less sensitive to rust. 30 cm, 574 38 76-01
20 cm, 574 38 75-01

LIFTING HOOK

Extended hook with a longer, wider opening to give a better grip when working. Special hardened steel with treated surface makes it robust and less sensitive to rust. 574 38 74-01



IMPACT BAR

Combined impact and breaking bar with specially shaped impact heel to prevent vibrations when hitting the wedge.
47 cm, 574 38 71-01



BREAKING BAR WITH CANT HOOK

Fully forged with plastic handle, repeat heel and turning hook.
80 cm, 586 89 69-01



LONG BREAKING BAR

Forged bottom parts for extra strength. Front teeth give better grip. Long handle makes two-hand grip possible.
130 cm, 574 38 72-01
Cant hook, 574 38 73-01



FIRST AID KIT

Includes first aid bandage, 9 plasters in various sizes, 2 wound swabs, 1 mirror, 1 cotton bud.
504 09 53-01



TURNING STRAP

For moving/turning jammed trees and as a carrying strap for cans.
505 69 80-20



MARKING TAPE

100% viscose. Two-coloured, 25 mm wide and approx. 70 m long. With one colour, 20 mm wide and approx. 75 m long.
Orange, 574 28 77-00
Red, 574 28 77-01
Blue, 574 28 77-02
Yellow, 574 28 77-03




BELT

Leather, 505 69 00-01

PRESSURE DRESSING

505 66 52-06



CALLIPERS

With table of cylinder volumes, centimetre gradations on 2 sides.
36 cm, 505 69 47-30
46 cm, 505 69 47-46
Holster, 505 69 32-04

CLEARING AXE

With hickory shaft and double-edged blade that's reversible and replaceable.
579 00 06-01
Spare blade, 579 00 40-01



SAPPIE

Short-handled sappie for moving logs. Polished metal head with sharply curved tip. Part of the wooden handle is painted in orange for improved visibility.
38 cm, 579 69 28-01
Spare shaft, 531 06 43-04
80 cm, 579 69 28-02
Spare shaft, 531 06 43-05



LIMBING SAW

Curved blade with hook at tip and blade for cutting bark to prevent splitting.
33.3 cm with barkblade, 505 69 45-66
Spare blade, 505 69 45-77



FOLDABLE PRUNING SAW 200 FO

Foldable saw with 200 mm blade for different applications.
967 23 64-01



STRAIGHT PRUNING SAW 300 ST

Straight saw with 300 mm blade for sawing fresh and dry wood. Holster included.
967 23 65-01



CURVED PRUNING SAW 300 CU

Curved saw with 300 mm blade for heavy pruning. Holster included.
967 23 66-01



TELESCOPIC SHAFT FOR LIMBING SAW

2.5-5 meters. Length is easy to adjust.
502 42 73-01



HUSQVARNA INTENSIVE CUT ROUND FILES

Designed for optimal cutting performance and longer lifetime.

3 PIECES

- 3.5 mm, 597 35 48-03
- 4.0 mm, 597 35 48-01
- 4.5 mm, 597 35 55-01
- 4.8 mm, 597 35 58-01
- 5.2 mm, 597 35 59-01
- 5.5 mm, 597 35 61-01

12 PIECES

- 4.0 mm, 597 35 48-02
- 4.8 mm, 597 35 58-02
- 5.2 mm, 597 35 59-02
- 5.5 mm, 597 35 61-02

FILE GAUGES

Specially designed file gauges that give the correct filing angles. Use together with our round files.

- H00 1/4", 1.3 mm, 505 69 81-18
- H38 3/8" mini Pixel, 1.1 mm, 579 55 88-01
- H35 / H36 / H37 3/8" mini, 505 24 37-01
- H64(S) .404", 1.6 mm, 505 69 81-15

COMBINATION GAUGES

Our combination gauges are specially designed with a file gauge and depth gauge setter together in one tool. Use together with our round and flat files for correct filing angles and depth gauge setting.

- X-PRECISION™ P21, green, SP21G .325" mini / 1.1 mm Pixel, 595 00 47-01
- X-CUT™ P33, orange, SP33G .325" 1.3 mm Pixel, 586 93 84-01
- X-CUT™ 33/35, yellow, S35G/C35 .325" 1.5 mm, C33 .325" 1.3 mm, 587 80 91-01
- X-CUT™ 83/85, blue, C83/C85/S85 3/8", 586 93 86-01
- X-CUT™ 93, grey, S93G 3/8" mini 1.3 mm, 587 80 90-01
- H00 1/4", 1.3 mm, 580 68 74-01
- H30 .325" / 1.3 mm Pixel, 505 69 81-08
- H22 / H25 / H23 .325" / 1.5 mm, 505 69 81-09
- H42 / H46 / H47(S) / H48(S) / H50 3/8" Chisel, 505 24 35-01
- H49 / H51 / H54 / H58 3/8" Semi-chisel, 575 99 15-01



FILE HOLDER

Developed for the SP11G chain, with specially designed file gauges that give the correct filing angles. Use together with our 3.5 mm round file.

- 529 93 71-01

FILE KITS

Complete filing kit with a file handle, combination gauge or a file gauge and depth gauge, two round files and one flat file.

- P21, green, SP21G, 590 00 46-01
- X-CUT™ P33, orange, SP33G, 586 93 34-01
- X-CUT™ 33/35, yellow, C33/C35/S35G, 587 80 68 -01
- X-CUT™ 83/85, blue, C83/C85/S85, 586 93 85-01
- X-CUT™ 93, grey, S93G, 587 80 67-01
- H00, 580 68 75-01
- H30, 505 69 81-27
- H25 / H22 / H21 / H23, 505 69 81-25
- H36, 505 69 81-38
- H37, 579 65 36-01
- H42 / H46 / H47 / H48 / H50, 505 69 81-30

FLAT FILES

Quality files which give you the right geometry of the cutter.

- Flat file 6" 1pc, 505 69 81-60
- Flat file 6" 12 pcs, 505 69 81-61
- Flat file 6" 100 files/p, 505 69 81-62
- Flat file 8" 1pc, 505 69 81-80



STUMP VISE

To fasten the chainsaw in a secure position when filing. Made of forged steel.

- 505 66 52-56



FILE HANDLE

Patented file locking system. Fits all our files. 25° and 30° guides ensure correct file angling.

- File handle Ø 4.5-5.5 mm, 505 69 78-01
- File handle flat files, 505 69 78-10



DEPTH GAUGE TOOL

Specially designed depth gauges that give the correct depth gauge setting for our H-chains. Use together with our flat files.

- H21/22/23/25 .325", 505 69 81-00
- H42/46/47/48/80/81, 3/8" Chisel, 505 69 81-01
- H64, .404", 505 69 81-02
- H38, 3/8" mini Pixel, 505 69 81-03

Product guide – filing equipment

CHAIN NAME	GAUGE NAME	ROLLER COLOR	FILE DIAMETER (MM / INCH)	COMBINATION FILE GAUGE	FILE KIT	FILE GAUGE	FILE HOLDER	DEPTH GAUGE TOOL
X-PRECISION™								
SP11G	P11	—	3.5 / 9/64	—	—	—	529 93 71-01	—
SP21G	P21	● Green	4.0 / 5/32	595 00 47-01	595 00 46-01	—	—	—
X-CUT™								
SP33G	P33	● Orange	4.8 / 3/16	586 93 84-01	586 93 34-01	—	—	—
S35G/C35/C33	33/35	● Yellow	4.8 / 3/16	587 80 91-01	587 80 68-01	—	—	—
C83/C85/S85	83/85	● Blue	5.5 / 7/32	586 93 86-01	586 93 85-01	—	—	—
S93G	93	● Grey	4.0 / 5/32	587 80 90-01	587 80 67-01	—	—	—
H-CHAIN								
H00	1/4"	—	4.0 / 5/32	580 68 74-01	580 68 75-01	505 69 81-18	—	—
H38	3/8" mini Pixel	—	4.5 / 11/64	—	—	579 55 88-01	—	505 69 81-03
H37	3/8" mini	—	4.0 / 5/32	—	579 65 36-01	505 24 37-01	—	—
H30	.325" Pixel	—	4.8 / 3/16	505 69 81-08	505 69 81-27	—	—	—
H21/22/23/25	.325"	—	4.8 / 3/16	505 69 81-09	505 69 81-25	—	—	505 69 81-00
H42/46/47/48/80/81	3/8" Chisel	—	5.5 / 7/32	505 24 35-01	505 69 81-30	—	—	505 69 81-01
H49/51/54/58/70	3/8" Semi-Chisel	—	5.5 / 7/32	575 99 15-01	—	—	—	—
H64	.404"	—	5.5 / 7/32	—	—	505 69 81-15	—	505 69 81-02



WOOD HANDLE AXES

A series of high-quality forged axes with ash wood handle. Part of the handle is painted in orange for improved visibility.

Hatchet, 36 cm, 0.6 kg.
597 62 77-01

Spare shaft, 531 06 43-06
Universal axe, 70 cm, 1.25 kg.
597 62 90-01

Spare shaft, 531 06 43-07

Small splitting axe, 50 cm, 1.25 kg.
599 67 31-01

Spare shaft, 531 06 43-03
Splitting axe, 80 cm, 2.5 kg.
597 62 94-01

Spare shaft, 531 06 43-08



FOREST AXE

Suitable for small-scale tree felling, limbing logs, branch trimming and clearing bushes. The long handle gives power to the cut. High-quality, hand-forged Swedish steel. 65 cm.


576 92 62-01
Spare shaft, 576 92 62-02



SPLITTING AXE

This heavier splitting axe is best suited for splitting thicker wood and firewood. The head is designed to go easy into the wood, with minimal effort by the chopper, and split the wood in two parts. The long handle creates extra power and has space for two-hand grip. High-quality, hand-forged Swedish steel. 75 cm.


576 92 67-01
Spare shaft, 576 92 67-02



SMALL SPLITTING AXE

This small splitting axe is best suited for basic splitting of lighter firewood. The head is designed to go easy into the wood, with minimal effort by the chopper, and split the wood in two parts. The small size makes it possible to use with one-hand grip. High-quality, hand-forged Swedish steel. 50 cm.

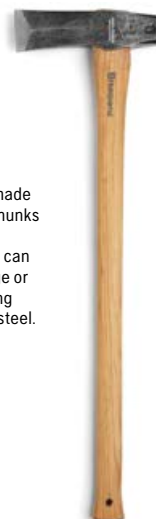
576 92 68-01
Spare shaft,
576 92 68-02



CARPENTER'S AXE

The carpenter's axe is best suited for carpentry and other wood work. Recess in the head so that the hand gets as close as possible to the cutting edge for maximum control. High-quality, hand-forged Swedish steel. 50 cm.

576 92 65-01
Spare shaft,
576 92 68-02



SLEDGE AXE

The sledge axe is our most powerful and heaviest axe made for splitting logs and large chunks of wood. It has a hardened striking face in the neck and can therefore be used as a sledge or in combination with a splitting wedge. High-quality forged steel. 80 cm.

531 31 17-01
Spare shaft,
536 58 94-01



HATCHET AXE

Small, light axe that can be used for cutting branches or splitting small camp firewood. High-quality, hand-forged Swedish steel. 37.5 cm.

576 92 64-01



HIKING HATCHET

A smaller axe for hiking and camping. Hand forged high-quality steel, hardened to stay sharp, with a hickory handle and leather egg cover. 24 cm.

599 67 35-01



HUSQVARNA A1400

Universal axe ideal for splitting resinous wood. 60 cm.

580 76 11-01



HUSQVARNA A2400

Powerful universal axe for different kinds of wood work. 70 cm.

580 76 12-01



HUSQVARNA S1600

Splitting axe for splitting logs and chunks of wood. 60 cm.

580 76 13-01



HUSQVARNA S2800

Powerful splitting axe for splitting large logs. 70 cm.

580 76 14-01



HUSQVARNA H900

Small hatchet for trekking, gardening and other outdoor activities. 34 cm


580 76 10-01



GRINDSTONE

Small-size silicon carbide grinding stone for sharpening axes. Dual grains (course and fine) for fast or fine grinding. Can be used both dry or with oil or water. Comes with a leather pouch.

599 67 46-01



97 Husqvarna harnesses for a better workday and relief for your body

158 Our clothing will provide you with the level of performance and comfort you need

104 Cutting equipment of high-quality materials for an efficient workday

34 Discover the high-performing and flexible Husqvarna BLi-X 36V battery system

Forestry clearing saws

Husqvarna forestry clearing saws are designed to tackle long workdays in tough terrain with ease. Abundant power, professional-quality components and ergonomic design – including the renowned Balance XT2 harness – make work quick and efficient, with less strain on your muscles.


EXPLORE ONLINE

Find our entire range of forestry clearing saws and accessories by visiting [husqvarna.com/ForestryClearingSaws](https://www.husqvarna.com/ForestryClearingSaws)



Top features of Husqvarna forestry clearing saws

1. USER-CENTRIC DESIGN

We design all our clearing saws to be extremely well-balanced and comfortable to use, with effective vibration damping systems and ergonomic harnesses that minimise the strain on your body.

2. LOWVIB™ VIBRATION DAMPING

Our LowVib™ system keeps the vibrations in the handles at extremely low levels by separating the handles from the engine and cutting equipment. This reduces the hand-arm vibration exposure.

3. START MODE

With the Start Mode activated, the engine is optimised for quick starts. Push the Start Mode button, pull the cord and get to work, no matter the engine's temperature.

4. X-TORQ® ENGINES

Our X-TORQ® engines deliver great power and torque thanks to highly efficient combustion.

5. TAILORED FOR EFFICIENCY

The bevel gear is designed to keep the saw blade at a perfect angle, making it easier to fell trees in the right direction. The tower is lowered and the tube shortened for easier manoeuvring.

6. AUTOTUNE™

With AutoTune™, you can always expect reliable starts and maximum performance. The air-fuel mixture is automatically adjusted to humidity, altitude, temperature, fuel quality and air filter.

7. THUMB THROTTLE




The thumb-operated throttle gives you precision control and reduces strain on your hand muscles. Just as convenient as it should be.

8. TILTABLE SAW HEAD

Our battery-powered 530iPX forestry clearing saw has an incredibly low weight and impressive performance. The saw head can be tilted 90 degrees, to make pruning work possible as well.

PETROL FORESTRY CLEARING SAW

555FXT




 53.3 cm³
 2.8 kW
 9.1 kg

A very powerful clearing saw developed for full time spacing tasks in rough conditions. The 53cc engine provides the boost and rapid acceleration you need for the toughest of jobs. Excellent comfort thanks to the Balance XT2 harness. Equipped with heated handles.

- X-TORQ® engine
- Low Vib™
- Auto return stop switch
- Smart Start™
- Heated handles

PETROL FORESTRY CLEARING SAW

555FX

 53.3 cm³
 2.8 kW
 8.9 kg

A very powerful clearing saw developed for full time spacing tasks in rough conditions. The 53cc engine provides the boost and rapid acceleration you need for the toughest of jobs. Excellent comfort thanks to the Balance XT2 harness.

- X-TORQ® engine
- Low Vib™
- Auto return stop switch
- Smart Start™

PETROL FORESTRY CLEARING SAW

545FXT AutoTune™




 45.7 cm³
 2.2 kW
 8.4 kg

Tough, easy-to-use, high-performance 45cc clearing saw developed for full-time clearance work. Excellent comfort thanks to the Balance XT2 harness. Equipped with heated handles.

- X-TORQ® engine
- Low Vib™
- Auto return stop switch
- Start Mode
- AutoTune™
- Heated handles

PETROL FORESTRY CLEARING SAW

545FX AutoTune™




 45.7 cm³
 2.2 kW
 8.2 kg

Tough, easy-to-use, high-performance 45cc clearing saw developed for full-time clearance work. Excellent comfort thanks to the Balance XT2 harness.

- X-TORQ® engine
- Low Vib™
- Auto return stop switch
- Start Mode
- AutoTune™

PETROL FORESTRY CLEARING SAW

545F




 45.7 cm³
 2.0 kW
 8.4 kg

Simple, easy-to-use, 45cc clearing saw developed for heavy-duty clearance work. Excellent comfort thanks to the Balance X™ harness.

- X-TORQ® engine
- LowVib™
- Auto return stop switch
- Smart Start

BATTERY FORESTRY CLEARING SAW

530iPX

 3/8" mini
 25-30 cm
 3.1 kg

Battery-powered clearing saw that also can be used as a pole saw (the cutting head can be angled 90 degrees) with a power output equivalent of a 30cc petrol machine. Its low weight, excellent ergonomics and quiet operation make it comfortable to use in any location at any time of day. For further technical specifications, please see page 71.

- Brushless E-TORQ™ motor
- saveE™
- Intuitive keypad
- Weatherproof (IPX4)
- Adjustable cutting head

PETROL FORESTRY CLEARING SAW

535FBX



	34.6 cm ³		33 cm
	1.6 kW		12.4 kg
	.325" Pixel		

The first application for top spacing. The design provides total load distribution, with the 34cc engine located in a harness on your back. The cutting equipment is hinged in a flexible suspension for optimal comfort and flexibility, to make work easy and with high precision.

- X-TORQ® engine
- Low Vib™
- Auto return stop switch
- Detachable shaft
- Flexible saw suspension

PETROL FORESTRY CLEARING SAWS	555FXT	555FX	545FXT AUTOTUNE™	545FX AUTOTUNE™	545F	535FBX
TECHNICAL SPECIFICATIONS						
Cylinder displacement, cm ³	53.3	53.3	45.7	45.7	45.7	34.6
Power output, kW	2.8	2.8	2.2	2.2	2.0	1.6
Fuel tank volume, litres	1.1	1.1	1.0	1.0	0.9	0.6
Fuel consumption, g/KWh	480	480	450	450	450	463
Sound pressure level at operator's ear, dB(A)*	103	103	99	99	99	94
Guaranteed sound power level, LWA dB(A)**	117	117	116	116	114	111
Equivalent vibration level (ahv, eq) left/right handle, m/s ² ***	2.1/2.3	2.1/2.3	3.5/3.2	2.9/3.3	2.9/3.2	—
Equivalent vibration level (ahv, eq) front/rear handle, m/s ² ***	—	—	—	—	—	1.8/1.2
Maximum power speed, rpm	9000	9000	9000	9000	9000	8400
Idling speed, rpm	2800	2800	2700	2700	2700	2900
Gear ratio	1:1.29	1:1.29	1:1.29	1:1.29	1:1.29	1:1.29
Drive gear angle	24	24	24	24	24	—
Weight (excl. fuel and cutting equipment), kg	9.1	8.9	8.4	8.2	8.4	12.4
FEATURES						
X-TORQ® engine	●	●	●	●	●	●
Low Vib™	●	●	●	●	●	●
Auto return stop switch	●	●	●	●	●	●
Fuel pump	●	●	●	●	●	●
Tool-less adjustment of handlebar / handle	●	●	●	●	—	●
Forestry bevel gear	●	●	●	●	●	—
Smart Start™	●	●	—	—	●	—
Start Mode	—	—	●	●	—	—
AutoTune™	—	—	●	●	—	—
Handle heating	●	—	●	—	—	—
Detachable shaft	—	—	—	—	—	●
Flexible saw suspension	—	—	—	—	—	●
HARNESSES INCLUDED						
Balance XT2	●	●	●	●	—	—
Balance X™	—	—	—	—	●	—
CUTTING EQUIPMENT INCLUDED						
OEM Saw blade	Scarlett 225–24	Scarlett 225–24	Scarlett 225–24	Scarlett 225–24	Scarlett 225–24	—
OEM bar and chain	—	—	—	—	—	.325" 13" Pixel

*Equivalent sound pressure level at the operator's ear, measured according to ISO 22868, dB(A). Reported data for equivalent sound pressure level for the machine has a typical statistical dispersion (standard deviation) of 1 dB(A). **Noise emissions in the environment measured as sound power (LWA) in conformity with EC directive 2000/14/EC. Reported sound power level for the machine has been measured with the original cutting attachment that gives the highest level. The guaranteed sound power level includes variation in production as well as variation from the test code with 1–3 dB(A). ***Equivalent vibration levels (ahv, eq) at handles, measured according to EN ISO 11806-1 and ISO 22867, m/s². Reported data for equivalent vibration level has a typical statistical dispersion (standard deviation) of 1 m/s².



Brushcutters and trimmers

The Husqvarna range of brushcutters and trimmers are built to withstand the most demanding jobs. They are not only reliable, powerful and efficient, but also well-balanced, lightweight and easy to handle. So you get much more done in much less time. Our range of battery-powered brushcutters provides you with a new level of productivity and rechargeable power, challenging everything you thought you knew about battery-powered brushcutting tools once and for all.

97 Husqvarna harnesses for a better workday and relief for your body

158 Our clothing will provide you with the level of performance and comfort you need

1 User-centric design



2 Balanced for manoeuvrability



3 Large cutting diameter



4 Ergonomic harnesses

5 Connectivity options

Top features of Husqvarna brushcutters and trimmers

1. USER-CENTRIC DESIGN

Our machines are designed to make your work easier and more efficient. The bevel gears are precisely angled to facilitate and improve your grass clearing work. The high offset post facilitates work in slopes.

2. BALANCED FOR MANOEUVRABILITY

Our machines are well-balanced with optimally angled handlebar, comfort handle and adjustable harness eyelet to ensure a good working posture. The shaft length is optimised for efficiency.

3. LARGE CUTTING DIAMETER

Our brushcutters and trimmers have larger cutting diameters than most other machines. Combined with powerful engines and optimised transmissions, this means increased productivity.

4. ERGONOMIC HARNESES

With the right Husqvarna harness you get the most out of your machine and work more efficiently. The harness makes the machine feel lighter, more manoeuvrable and less strenuous to operate.

5. CONNECTIVITY OPTIONS

If your machine is "Connectivity ready", it is easy to plug in a sensor to connect with Husqvarna Fleet Services. If it has "Integrated connectivity" you can connect it without a sensor.

EXPLORE ONLINE



Find our entire range of brushcutters and accessories by visiting husqvarna.com/ProBrushcutters



Find our entire range of grass trimmers and accessories by visiting husqvarna.com/ProGrassTrimmers

4 2-way trimmer head

3 Intuitive keypad


5 ErgoFeed™



COMBI MACHINES

Just as reliable. Just more flexible.

We never compromise when it comes to power, durability or productivity. That's why we have designed our combi machines to work equally well as our conventional machines. This means that you get a reliable workmate that handles everything from powerful pole sawing to efficient cultivating with ease. [Read more on page 98.](#)



HUSQVARNA FLEET SERVICES™

The easy way to keep track of your equipment

Keeping track of your equipment has never been easier. Just connect it to Husqvarna Fleet Services, and you'll always know where your machines are, how much they've been used, when they need service, and much more. You always have total control from your computer, tablet or smartphone. [Read more on page 30.](#)



Brushless E-TORQ™ motors 1

Equivalent to petrol power 2

104 Cutting equipment made from high-quality materials for an efficient workday

34 Discover the high-performing and flexible Husqvarna BLi-X 36V battery system

Top features of Husqvarna brushcutters and trimmers

1. BRUSHLESS E-TORQ™ MOTORS

The brushless E-TORQ motors developed and produced by Husqvarna are perfectly adapted for each application. They withstand tough professional use and are completely maintenance-free.

2. EQUIVALENT TO PETROL POWER

Husqvarna powerful battery-powered brushcutters and trimmers have 35, 25 and 20cc equivalent E-TORQ motors and 40–46 cm cutting diameters to provide the performance you need.

3. INTUITIVE KEYPAD

The user interface on our battery-powered products is designed with large, responsive buttons and a battery indicator so you always can keep an eye on your current charging status.

4. 2-WAY TRIMMER HEAD

The 2-way trimmer head on 520iRX and 520iLX battery trimmers allows you to switch rotational direction, to avoid spraying grass, gravel and dirt onto walkways or towards sensitive objects.

5. ERGOFEED™

The ErgoFeed™ function allows you to feed the trimmer line with a simple push of a button located on the right handle. This reduces the risk of unintentional feed and saves trimmer line.

6. X-TORQ® ENGINES

Our X-TORQ® engines deliver great power and torque thanks to highly efficient combustion.

7. START MODE

With the Start Mode activated, the engine is optimised for quick starts. Push the Start Mode button, pull the cord and get to work, no matter the engine's temperature.

8. LOWVIB™ VIBRATION DAMPING

Our LowVib™ system keeps the vibrations in the handles at extremely low levels by separating the handles from the engine and cutting equipment. This reduces hand-arm vibration exposure.

9. AUTOTUNE™

With AutoTune™, you can always expect reliable starts and maximum performance. The air-fuel mixture is automatically adjusted to humidity, altitude, temperature, fuel quality and air filter.

PETROL BRUSHCUTTER

555RXT

	53.3 cm ³
	2.8 kW
	54 cm
	9.2 kg

A rugged, powerful and fuel-efficient, 53cc brushcutter, for day in, day out use. With superb operator comfort, thanks to its ergonomic design and the Balance XT2 harness.

- X-TORQ® engine
- Standalone starter
- Auto return stop switch
- Low Vib™
- Smart Start™

PETROL BRUSHCUTTER

553RBX

	50.6 cm ³		46 cm
	2.3 kW		12.1 kg

A powerful, 50cc backpack brushcutter developed for the most demanding full-time jobs in difficult terrain. Its unique harness efficiently reduces the strain on your muscles, and makes moving around easy and comfortable.

- X-TORQ® engine
- Standalone starter
- Comfortable harness
- J-handle

PETROL BRUSHCUTTER

545RXT

	45.7 cm ³
	2.2 kW
	49 cm
	8.6 kg

High-performance 45cc brushcutter with excellent ergonomics for comfortable full-time use. Ideal for heavy agricultural, horticultural and utility applications. Comes with the renowned Balance XT2 harness.

- X-TORQ® engine
- Standalone starter
- Auto return stop switch
- Low Vib™
- Start Mode
- AutoTune™

PETROL BRUSHCUTTER

545RX

	45.7 cm ³
	2.1 kW
	49 cm
	8.9 kg

High-performance, 45cc brushcutter with excellent ergonomics for comfortable full-time use. Ideal for heavy agricultural, horticultural and utility applications.

- X-TORQ® engine
- Standalone starter
- Auto return stop switch
- Low Vib™
- Smart Start™

PETROL BRUSHCUTTER

545FR

	45.7 cm ³
	2.1 kW
	49 cm
	8.7 kg

High-performance, versatile 45cc brushcutter with excellent ergonomics for frequent use on brush and weeds. Ideal for heavy agricultural, horticultural and utility applications. Includes trimmer head, grass blade and saw blade.

- X-TORQ® engine
- Standalone starter
- Auto return stop switch
- Low Vib™
- Smart Start™

PETROL BRUSHCUTTER

535RXT

	34.6 cm ³
	1.6 kW
	47 cm
	6.7 kg





Durable and easy-to-use, 35cc brushcutter for frequent trimming of thick grass and weeds. The class-leading power-to-weight ratio translates into maximum performance with minimum strain on your body, further enhanced by the anti-vibration system.

- X-TORQ® engine
- Standalone starter
- Auto return stop switch
- Low Vib™

PETROL BRUSHCUTTER

535RX



-  34.6 cm³
-  1.6 kW
-  47 cm
-  6.1 kg

Durable and easy-to-use 35cc brushcutter for frequent trimming of thick grass and weeds. The class-leading power-to-weight ratio translates into maximum performance with minimum strain on your body.

- X-TORQ® engine
- Standalone starter
- Auto return stop switch
- Low Vib™

BATTERY BRUSHCUTTER

535iRX



- 
-  45 cm
-  4.9 kg

Robust, high-performance battery-powered brushcutter with a power output equivalent to a 35cc petrol brushcutter. Lightweight and well-balanced for full-time use. Features ErgoFeed™ trimmer head and provides excellent comfort thanks to the Balance XB™ harness. Includes trimmer head and grass blade.

- Brushless E-TORQ™ motor
- 3-speed mode
- Intuitive keypad with battery status
- ErgoFeed™ trimmer head
- Anti-vibration
- Integrated connectivity
- Weatherproof (IPX4)

BATTERY BRUSHCUTTER

535iRX



-  45 cm
-  4.9 kg

Robust, high-performance battery-powered brushcutter with a power output equivalent to a 35cc petrol brushcutter. Lightweight and well-balanced for full-time use. Includes trimmer head and grass blade.

- Brushless E-TORQ™ motor
- 3-speed mode
- Intuitive keypad with battery status
- Anti-vibration
- Weatherproof (IPX4)

BATTERY BRUSHCUTTER

535iFR



- 
-  45 cm
-  4.5 kg






Robust and versatile, high-performance battery-powered brushcutter with a power output equivalent to a 35cc petrol brushcutter. Lightweight and well-balanced for frequent use on grass, brush and for light forestry clearing. Includes trimmer head, grass blade and saw blade.

- Brushless E-TORQ™ motor
- 3-speed mode
- Intuitive keypad with battery status
- Integrated connectivity
- Weatherproof (IPX4)

PETROL BRUSHCUTTER

525RXT Mark II



- 
-  25.4 cm³
-  1.0 kW
-  45 cm
-  5.5 kg






Lightweight and ergonomic, yet efficient, 25cc bullhorn brushcutter for frequent trimming duties and general landscape maintenance around commercial properties, estates, farms and parks. Robust design and large fuel tank. Very low vibration levels. Comes with Balance 55 harness.

- X-TORQ® engine
- Standalone starter
- Auto return stop switch
- Low Vib™
- Connectivity ready

PETROL BRUSHCUTTER

525RX Mark II



- 
-  25.4 cm³
-  1.0 kW
-  45 cm
-  5.2 kg

Lightweight and ergonomic, yet efficient, 25cc bullhorn brushcutter for frequent trimming duties and general landscape maintenance around commercial properties, estates, farms and parks. Large fuel tank for long workshifts. Comes with Balance 35 harness.

- X-TORQ® engine
- Standalone starter
- Auto return stop switch
- Connectivity ready



BATTERY BRUSHCUTTER

525iRXT



 46 cm
 4.2 kg

Efficient brushcutter with a power output equivalent to a 25cc brushcutter. Lightweight and well balanced for full-time use, with robust and durable design. Excellent comfort thanks to the high handle tower with anti-vibration and ErgoFeed™ trimmer head. Trimmer head and grass blade included.

- Brushless E-TORQ™ motor
- 3-speed mode
- Intuitive keypad with battery status
- ErgoFeed™ trimmer head
- Anti-vibration
- Integrated connectivity
- Weatherproof (IPX4)

BATTERY TRIMMER

525iLXT



 46 cm
 3.1 kg

Battery-powered loop-handle grass trimmer, with power equivalent to a 25cc petrol trimmer. Lightweight and well balanced for full-time use, with robust and durable design. Excellent comfort thanks to the ErgoFeed™ trimmer head.

- Brushless E-TORQ™ motor
- 3-speed mode
- Intuitive keypad with battery status
- ErgoFeed™ trimmer head
- Integrated connectivity
- Weatherproof (IPX4)

BATTERY TRIMMER

520iRX



 40 cm
 3.8 kg

A lightweight, battery-powered brushcutter with high performance. Perfect for gardeners, landscapers and contractors. Features excellent ergonomics and balance, 2-way rotation trimmer head and long-lasting brushless motor.

- Brushless E-TORQ™ motor
- savE™
- Intuitive keypad
- Weatherproof (IPX4)
- Two-way rotation

BATTERY TRIMMER


520iLX



 40 cm
 3.0 kg

A lightweight, battery-powered loop-handle trimmer with high performance. Perfect for gardeners, landscapers and contractors. Features excellent ergonomics and balance, 2-way rotation trimmer head and long-lasting brushless motor.

- Brushless E-TORQ™ motor
- savE™
- Intuitive keypad
- Weatherproof (IPX4)
- Two-way rotation



BALANCE XT2

Our most ergonomic harness, with plenty of adjustment possibilities for a superb fit on various body types. The load is evenly distributed and optimally balanced on shoulders, chest, back and hips. Functional materials in the belts add comfort. Easy to open and lock with a one-grip buckle. Fully compatible for mounting accessories in FLEXI tool belt and battery belt systems, such as battery carrier and bottle holder. Read more about accessories on page 45.

536 25 34-01

536 37 35-01, extension plate for taller operators

BALANCE X™

Delivers great relief to your upper body and arms thanks to well balanced weight distribution between the shoulders, between the chest and back, and from the shoulders to the hips.

578 44 97-01

BALANCE XB™

Delivers great relief to your upper body and arms thanks to well balanced weight distribution in three ways: between the shoulders, between the chest and the back, and from the shoulders to the hips. Equipped with an holder for a battery carrier so that you can easily bring an extra battery.

597 46 93-01

**BALANCE 55/
BALANCE 35 / BALANCE 35 B**

Ergonomically designed harnesses that distribute the load optimally between your shoulders, chest and back. Hip pad with travelling connection, to further save your back.

Balance 55, 537 27 57-01

Balance 35, 537 27 57-02

Ergonomically designed harness specially developed for our battery trimmers.

Balance 35 B, 537 27 57-05

BACKPACK HARNESS

Ergonomically designed harness for carrying a backpack battery. It allows you to easily detach and switch batteries between team members while keeping your harness optimally adjusted for individual fit. It's also a perfect harness for the 530iPX clearing saw.

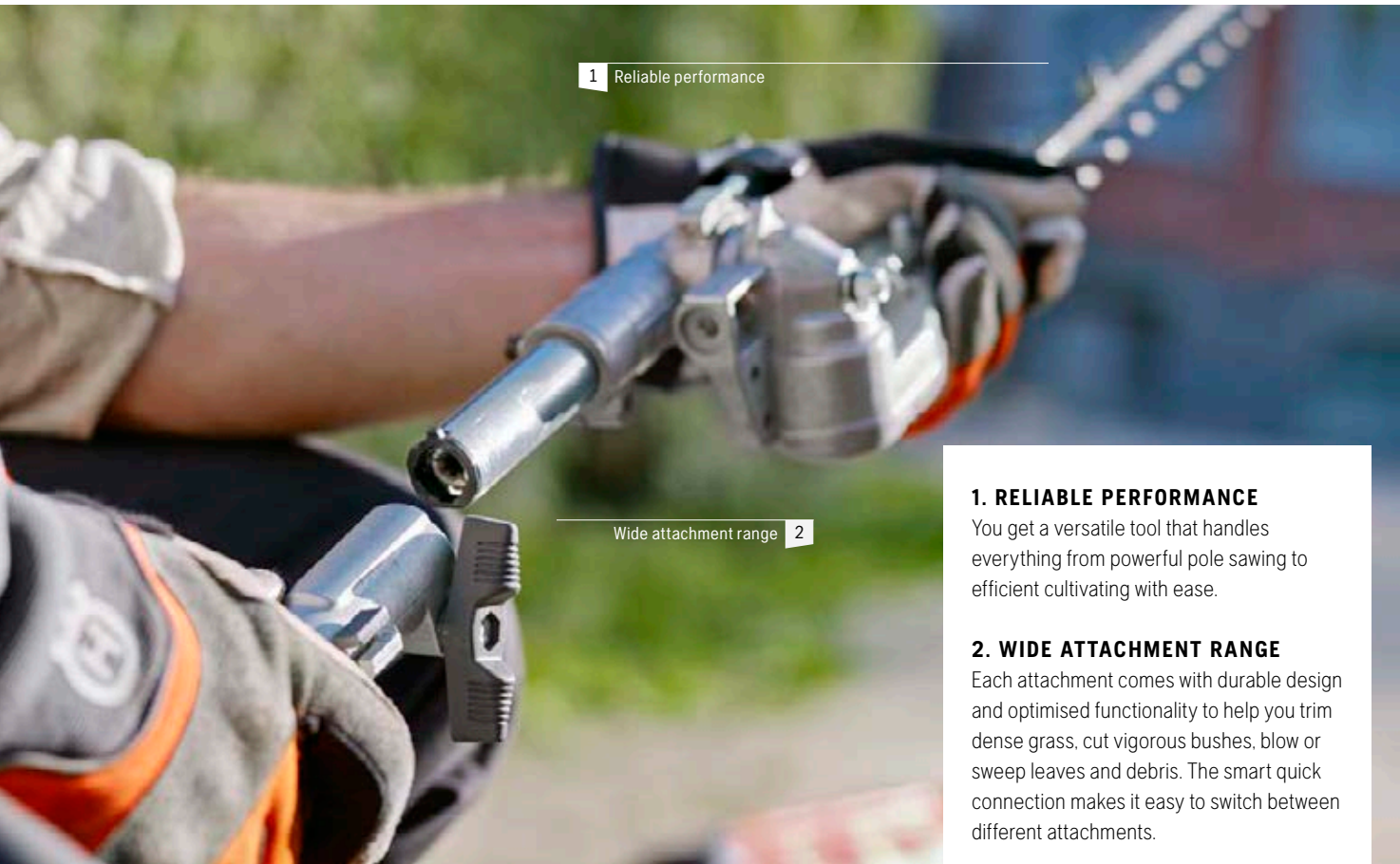
581 03 58-01

HIP-PAD

Completes the backpack battery harness in combination with battery brushcutters and battery blowers. For a more convenient and relaxed working position.

587 83 40-01

HARNESSES	BALANCE XT2	BALANCE X™	BALANCE XB™	BALANCE 55	BALANCE 35	BALANCE 35 B	BACKPACK HARNESS
FEATURES							
Wide, ventilated back plate	●	●	●	●	●	●	—
Quick set adjustment points	●	●	●	●	●	●	●
Padded, ergonomics straps	●	●	●	●	●	●	●
Shock-absorbing hip pad	●	●	●	●	—	—	—
Flexible hip pad suspension	●	●	●	●	●	●	—
Wide, supporting hip belt	●	●	●	—	—	—	—
Quick release on hip pad	●	●	●	—	—	—	—
Grass and forest mode	●	●	●	—	—	—	—
Height-adjustable back plate	●	—	—	—	—	—	●
Flexible shoulder section	●	—	—	—	—	—	●
Flexible hip fixing point	—	—	—	—	—	—	●
Special setting for women	●	—	—	—	—	—	—
Battery carrier kit	—	—	●	—	—	—	—



1 Reliable performance

Wide attachment range 2

1. RELIABLE PERFORMANCE

You get a versatile tool that handles everything from powerful pole sawing to efficient cultivating with ease.

2. WIDE ATTACHMENT RANGE

Each attachment comes with durable design and optimised functionality to help you trim dense grass, cut vigorous bushes, blow or sweep leaves and debris. The smart quick connection makes it easy to switch between different attachments.

TRIMMER HEADS



Trimmer head attachment equipped with a combination guard and a T35 Tap-n-go™ trimmer head. Shaft diameter 24 mm.

TA 850/24, fits 535LK, 525LK and 525iLK. 537 35 35-01

BRUSHCUTTERS



Brushcutter attachment equipped with a combination guard and a grass knife. Shaft diameter 24 mm.

BCA 850/24 with Multi 255-4 grass knife, complete with J-handle and harness. Fits 535LK, 525LK and 525iLK. 967 18 59-01

HEDGERS



Hedge trimmer attachment. Cutting deck 60 cm. Shaft diameter 24 mm.

HA 200, tube length 11 cm. Fits 535LK and 525LK. 596 31 65-01
HA 860, tube length 85 cm. Fits 535FBX, 535LK, 525LK and 525iLK. 596 31 66-01

BRISTLE BRUSH



Sturdy brush that removes dirt from paths, driveways and even in deep grooves. Guard is included. Width 60 cm. Shaft diameter 24 mm.

BR 600, fits 535LK, 525LK and 525iLK. 967 29 67-01

SWEEPER



High-capacity rubber broom that cleans sand and gravel from paths, driveways and lawns. Guard is included. Width 60 cm. Shaft diameter 24 mm.

SR 600-2, fits 535LK, 525LK and 525iLK. 967 29 44-01

DETHATCHER



Cleans away moss to provide a healthier lawn. Width 60 cm. Shaft diameter 24 mm.

DT 600, fits 535LK, 525LK and 525iLK. 967 29 69-01

PETROL COMBI MACHINE

535LK




	34.6 cm ³
	1.5 kW
	45 cm
	5.8 kg

Lightweight, 35cc loop-handle combi machine with several features for easy and comfortable use. Thanks to the 24 mm shaft diameter, it can be equipped with a host of different attachments, making it the perfect multi-tool.

- X-TORQ® engine
- Standalone starter
- Auto return stop switch
- Click-on attachments

PETROL COMBI MACHINE

525LK




	25.4 cm ³
	1.0 kW
	46 cm
	4.5 kg

Lightweight, 25cc loop-handle combi machine with several features for easy and comfortable use. Thanks to the 24 mm shaft diameter, it can be equipped with a host of different attachments, making it the perfect multi-tool.

- X-TORQ® engine
- Standalone starter
- Auto return stop switch
- Smart Start™
- Click-on attachments

BATTERY COMBI MACHINE

525iLK



	42 cm
	2.4 kg

Battery-powered loop-handle combi machine, with power equivalent to a 25cc petrol machine. Lightweight and well balanced for full-time use, with robust and durable design.

- Brushless E-TORQ™ motor
- 3-speed mode
- Intuitive keypad with battery status
- Integrated connectivity
- Weatherproof (IPX4)
- Click-on attachments

POLE SAW



Provides extra reach when needed. Cuts branches up to approx. 15 cm in thickness. Length 73–110 cm. Shaft diameter 24 mm.

PA 1100, 110 cm, fits 535FBX, 535LK, 525LK and 525iLK.

537 18 33-23

PAX 1100, 110 cm, fits 535LK, 525LK and 525iLK.

967 68 83-01

PAX 730, 73 cm, fits 535LK, 525LK and 525iLK.

967 68 82-01

EDGER



Keeps lawns, pathways and flowerbeds looking good with straight, neat edging. Shaft diameter 24 mm.

ESA 850, straight shaft, fits 535LK, 525LK and 525iLK.

967 90 85-01

ECA 850, curved shaft, fits 535LK, 525LK and 525iLK.

967 90 86-01

TILLER



Ideal on delicate flowerbeds and around the base of trees. Shaft diameter 24 mm.

CA 230, fits 535LK, 525LK and 525iLK. 967 29 42-01

BLOWER



Powerful blower that frees paths and driveways from leaves, litter and grass clippings. Shaft diameter 24 mm.

BA 101, fits 535LK, 525LK and 525iLK. 967 28 64-01

WEED SCISSORS



Cutting attachment for weed control and grass edging along sidewalks and gravel paths, reduces risk of scattered rocks and other debris. Shaft diameter 24 mm.

RA 850, fits 525LK, 525LK and 525iLK. 967 90 85-01

RA-V, fits 525iRXT, 525iLXT, 525RXT

and 525RX. 967 90 86-01

EXTENSION



Shaft extension that provides an extra reach of almost 80 cm. Shaft diameter 24 mm.

EX 780, fits 535FBX, 535LK, 525LK and 525iLK.

967 29 71-01

PETROL BRUSHCUTTERS AND TRIMMERS	555RXT	553RBX	545RXT	545RX	545FR
TECHNICAL SPECIFICATIONS					
Cylinder displacement, cm ³	53.3	50.6	45.7	45.7	45.7
Power output, kW	2.8	2.3	2.2	2.1	2.1
Fuel tank volume, litres	1.1	0.8	1.0	0.9	0.9
Fuel consumption, g/KWh	480	476	450	450	450
Sound pressure level at operator's ear, dB(A)*	101	97	102	101	100
Sound power level guaranteed (LWA) dB(A)**	121	118	117	117	117
Equivalent vibration level (ahv, eq) left/right handle, m/s ² ***	1.5/1.6	—	3.3/3.5	3.2/2.9	3.6/3.8
Equivalent vibration level (ahv, eq) front/rear handle, m/s ² ***	—	2.7/3.8	—	—	—
Maximum power speed, rpm	9000	9500	9000	9000	9000
Idling speed, rpm	2800	2800	2700	2700	2700
Gear ratio	1:1.47	1:1.4	1:1.4	1:1.4	1:1.4
Drive gear angle	35	30	35	35	35
Cutting width, cm	54	46	49	49	49
Tube diameter, mm	35	28	32	32	32
Weight (excl. fuel and cutting equipment), kg	9.2	12.1	8.6	8.9	8.7
FEATURES					
Fuel pump	●	●	●	●	●
Grass bevel gear	●	●	●	●	●
Transparent fuel tank	●	●	●	●	●
Tap-n-go™ trimmer head	●	●	●	●	●
X-TORQ® engine	●	●	●	●	●
Standalone starter	●	●	●	●	●
Combi-guard	—	●	●	●	●
Auto return stop switch	●	—	●	●	●
Smart Start™	●	—	●	●	●
Start Mode	—	—	●	—	—
Tool-less adjustment of handlebar	●	—	●	●	●
7° offset handlebar	●	—	●	●	●
High handlebar	●	—	●	●	—
Tool-less adjustment of harness hook eyelet	●	—	●	●	●
Low Vib™	●	—	●	●	●
AutoTune™	—	—	●	—	—
Connectivity ready	—	—	—	—	—
HARNESS INCLUDED					
Balance XT2	●	—	●	—	—
Balance X™	—	—	—	●	●
Balance 55	—	—	—	—	—
Balance 35	—	—	—	—	—
Integrated	—	●	—	—	—
CUTTING EQUIPMENT INCLUDED					
OEM Trimmer head	T55X M12	T45X M12	T45X M12	T45X M12	T45X M12
OEM Grass blade	Multi 350-3	Multi 275-4	Multi 300-3	Multi 300-3	Multi 300-3
OEM Saw blade	—	—	—	—	Scarlett 200-22
AVAILABLE ATTACHMENTS					
Trimmer TA 850 / 24	—	—	—	—	—
Brushcutter BCA 850 / 24	—	—	—	—	—
Blower BA 101	—	—	—	—	—
Bristle brush BR 600	—	—	—	—	—
Dethatcher DT 600	—	—	—	—	—
Edger ESA 850	—	—	—	—	—
Edger ECA 850	—	—	—	—	—
Hedger, long HA 860	—	—	—	—	—
Hedger, short HA200	—	—	—	—	—
Pole saw PA 1100	—	—	—	—	—
Pole saw PAX 1100	—	—	—	—	—
Pole saw PAX 730	—	—	—	—	—
Sweeper SR 600-2	—	—	—	—	—
Tiller/Cultivator CA 230	—	—	—	—	—
Weed scissors RA 850	—	—	—	—	—
Weed scissors RA-V	—	—	—	—	—
Extension EX 780	—	—	—	—	—

*Equivalent sound pressure level at the operator's ear, measured according to ISO 22868, dB(A). Reported data for equivalent sound pressure level for the machine has a typical statistical dispersion (standard deviation) of 1 dB(A). **Noise emissions in the environment measured as sound power (LWA) in conformity with EC directive 2000/14/EC. Reported sound power level for the machine has been measured with the original cutting attachment that gives the highest level. The guaranteed sound power level includes variation in production as well as variation from the test code with 1-3 dB(A). ***Equivalent vibration levels (ahv,eq) at handles, measured according to EN ISO 11806-1 and ISO 22867, m/s². Reported data for equivalent vibration level has a typical statistical dispersion (standard deviation) of 1 m/s². N/A = Values were not available at time of printing

BATTERY BRUSHCUTTERS AND TRIMMERS	535iRXT	535iRX	535iFR	525iRXT
TECHNICAL SPECIFICATIONS				
Battery type	Li-ion	Li-ion	Li-ion	Li-ion
Voltage, V	36	36	36	36
Motor type	Husqvarna E-TORQ™ BLDC (brushless)	Husqvarna E-TORQ™ BLDC (brushless)	Husqvarna E-TORQ™ BLDC (brushless)	Husqvarna E-TORQ™ BLDC (brushless)
Sound pressure level at operator's ear, dB(A) *	80.2	82	80	81.1
Guaranteed sound power level, LWA, dB(A) **	96	96	96	93
Equivalent vibration level (ahv, eq) left/right handle, m/s ² ***	1.2/1.4	1.3/1.4	1.4/1.7	—
Equivalent vibration level (ahv,eq) front/rear handle, m/s ² ***	—	—	—	2.2/1.3
Cutting width, cm	45	45	45	45
Tube diameter, mm	28	28	28	24
Weight (excl. battery and cutting equipment), kg	4.9	4.9	4.5	4.2
FEATURES				
Intuitive keypad	●	●	●	●
3-speed mode	●	●	●	●
High handlebar	●	●	—	●
Integrated connectivity	●	—	●	●
Anti-vibration	●	●	—	●
savE™	—	—	—	—
Two way rotation	—	—	—	—
ErgoFeed™ trimmer head	●	—	—	●
HARNESS INCLUDED				
Balance XB™	●	—	—	●
Balance 55	—	●	●	—
Balance 35B	—	—	—	—
CUTTING EQUIPMENT INCLUDED				
OEM Trimmer head	E35B	T35	T35	E35B
OEM Grass blade	Multi 300-3	Multi 300-3	Multi 300-3	Multi 255-4
OEM Saw blade	—	—	Scarlett 200-22	—
AVAILABLE ATTACHMENTS				
Trimmer TA 850 / 24	—	—	—	—
Brushcutter BCA 850 / 24	—	—	—	—
Blower BA 101	—	—	—	—
Bristle brush BR 600	—	—	—	—
Dethatcher DT 600	—	—	—	—
Edger ESA 850	—	—	—	—
Edger ECA 850	—	—	—	—
Hedger, long HA 860	—	—	—	—
Hedger, short HA200	—	—	—	—
Pole saw PA 1100	—	—	—	—
Pole saw PAX 1100	—	—	—	—
Pole saw PAX 730	—	—	—	—
Sweeper SR 600-2	—	—	—	—
Tiller/Cultivator CA 230	—	—	—	—
Weed scissors RA 850	—	—	—	—
Weed scissors RA-V	—	—	—	●
Extension EX 780	—	—	—	—

*Equivalent sound pressure level at the operator's ear, measured according to ISO 22868, dB(A). Reported data for equivalent sound pressure level for the machine has a typical statistical dispersion (standard deviation) of 3 dB(A). **Noise emissions in the environment measured as sound power (LWA) is reported as guaranteed value in conformity with EC directive 2000/14/EC, with statistical dispersion included. Measured according to ISO 10884. ***Equivalent vibration levels (ahv,eq) at handles, measured according to ISO 22867, m/s². Typical statistical dispersion (standard deviation) of ± 2 m/s².

525iLXT	520iRX	520iLX	525iLK
Li-ion	Li-ion	Li-ion	Li-ion
36	36	36	36
Husqvarna E-TORQ™ BLDC (brushless)	Husqvarna E-TORQ™ BLDC (brushless)	Husqvarna E-TORQ™ BLDC (brushless)	Husqvarna E-TORQ™ BLDC (brushless)
78.2	76.1	76	82
93	96	89	93
–	1.2/0.7	–	–
2.8/1.9	–	1.2/0.7	6.6/3.9
46	40	40	42
24	24	24	24
3.1	3.8	3.0	2.4
●	●	●	●
●	–	–	–
–	●	–	–
●	–	–	●
–	–	–	–
–	●	●	–
–	●	●	–
●	–	–	–
–	–	–	–
–	–	–	–
–	●	–	–
E35B	T25B	T25B	T35
–	Multi 255-3	–	–
–	–	–	–
–	–	–	●
–	–	–	●
–	–	–	●
–	–	–	●
–	–	–	●
–	–	–	●
–	–	–	●
–	–	–	●
–	–	–	●
–	–	–	●
–	–	–	●
–	–	–	●
–	–	–	●
–	–	–	●
–	–	–	●
●	–	–	–
–	–	–	●



Your optimal choice of cutting equipment

Our trimmer heads, trimmer lines and blades do more than simply cut. Their excellent design, high-quality materials and facilitating technology mean you are always properly equipped to take on the job.

Find out more at husqvarna.com

COMBI-GUARD

No need to switch

The combination guard is handy if you want to switch between using a grass blade and a trimmer head, without having to remove and replace the guard. It works equally well for both.



TWO-WAY ROTATION

Clean, convenient trimming

The two-way rotation trimmer head allows you to switch direction of the rotation so you can avoid spraying grass onto walkways and flower beds as well as avoid other objects you want to protect from gravel and dirt. Available on Husqvarna 520iRX and 520iLX.



CONVENIENT FEED

Need more trimmer line? Just push or tap.

With the Tap-n-go™ feature, all you have to do to feed more trimmer line, is press the trimmer head against the ground. For machines equipped with ErgoFeed™, all it takes is a press on the button on the handle. Easy, more robust and a smart stop to unintentional line feed when you hit rocks or stones.



ERGOFEED™

Saving time, effort and trimmer line

The ErgoFeed™ function allows you to feed the trimmer line with a simple push of a button located on the right handle. Since you don't need to tap the trimmer head on the ground, you'll also reduce the risk of unintentional feed. So, you'll spend less time and money on buying and loading new trimmer line. The ErgoFeed™ trimmer head is designed with a minimum of moving parts which makes it robust and durable. Available on Husqvarna 535iRXT, 525iRXT and 525iLXT.



SAW BLADES

Developed in close collaboration with professional clearing saw workers, delivering a winning combination of maximum cutting capacity and low vibration levels. Available with 22 or 24 teeth.



GRASS BLADES

For dense, coarse grass, but not for woody growth. Grass falls onto the blade for neat rows. Available with 4 or 8 teeth.



GRASS KNIVES

For dense, coarse grass, but not for woody growth. Available with 2, 3 or 4 teeth.



SEMI-AUTOMATIC TRIMMER HEADS, 25-55cc

The Tap-n-go™ function automatically feeds line when the head is pushed against the ground. On the X variants, the Tap-n-go™ button is equipped with ball bearing for a longer working life. T35 Universal includes adapters that allow it to be attached to most other trimmers.



MANUAL TRIMMER HEADS, 25-42cc

Trimmer head with manual cord feed. The cord is fed manually by the user when pushing the cord feed button and pulling the cord.



TRIMMER HEAD ALLOY

Robust and reliable with quick and easy line loading. Maintenance is minimised and the low cutting height provides a tidy result.

578 44 82-01




ERGOFEED™ TRIMMER HEAD

Fits battery-powered brushcutters equipped with the ErgoFeed™ feature. The trimmer line is fed with a simple push of a button on the handle. The ErgoFeed™ trimmer head is designed with a minimum of mechanical parts which makes it very robust and durable.

594 72 70-01, M12

594 72 70-03, M10



CORECUT TRIMMER LINE

Professional trimmer line with a pentagon profile. Perfect combination of energy efficiency and cutting performance. Dual Pro Polymer material with a flexible inner core and a durable anti-weld surface made to last. Fits all standard trimmer heads.



WHISPER TWIST TRIMMER LINE

Professional trimmer line with a twisted profile, creating an aerodynamic shape for low noise and low vibrations. The pro polymer material ensures optimal performance. Fits all standard trimmer heads.



OPTI PENTA TRIMMER LINE

All-round trimmer line with a pentagon profile. An ideal combination of energy efficiency and cutting performance for a wide range of applications. Fits all standard trimmer heads.



OPTI QUADRA TRIMMER LINE

All-round trimmer line with a square profile. The sharp edges provide excellent cutting performance, especially on thick/heavy grass. Fits all standard trimmer heads.



OPTI ROUND TRIMMER LINE


















All-round trimmer line with a round profile. Provides good cutting performance and wear resistance for a wide range of applications. Fits all standard trimmer heads.









Product guide – accessories

CUTTING EQUIPMENT	TRIMMER	BRUSHCUTTER, BIKE HANDLE, MULTI-PURPOSE					BRUSHCUTTER, BACKPACK			FORESTRY CLEARING SAWS	
		520iLX	525iLXT	520iRX	525RX 525RXT	525iRXT	535iFR 535iRX 535iRXT	535RX 535RXT	545FR 545RX 545RXT	555RXT 555FRM	553RBX





GRASS | TRIMMER HEADS ET AL

578 44 61-01 T25 M10			A7 B1		B1	B1							
579 29 40-03 T25B M10		B4		B4									
578 44 63-01 T35 M10			A7 B1		B1	B1							
578 44 64-01 T35 M12							A4	A3 B2			B5		
578 44 65-01 T35X M10			A7 B1		B1	B1							
578 44 66-01 T35X M12							A4	A3 B2			B5		
578 44 76-01 S35 M12								A3 B2			B5		
594 72 70-01 E35B M12							A4*						
594 72 70-03 E35B M10			A7 B1		B1								
578 44 68-01 T45X M12								A3 B2	A1 B3	A5	B5	A2 B3	A6
578 44 70-01 T55X M12										A5		A2 B3	A6
578 44 78-01 Trimmy SII M12								A3 B2	A1 B3	A5	B5	A2 B3	A6
578 44 91-01 TriCut M10					B1								
578 44 93-01 TriCut M12								A3 B2	B3 C1		B5	A2 B3	
578 44 71-01 Superauto II M10 (1*)					B1								
578 44 82-01 Alloy					B1								
967 90 86-01 Weed Scissor RA-V			A8		A8	A8							

COARSE GRASS | GRASS BLADES

546 38 03-01 Grass blade 330 mm 2T (1*)											B5		
546 38 04-01 Grass blade 255 mm 3T (1*)			B4	B1	B1	C4	B2	B3 C1			B5	B3 C1	
578 44 45-01 Grass blade 300mm 3T (1*)						C4	B2	B3 C1	C5		B5	B3 C1	C3
578 44 44-01 Grass blade 350 mm 3T (1*)									C5				C3
546 38 01-01 Grass blade 255 mm 4T (1*)			B4	B1	B1	C4	B2						
546 38 08-01 Grass blade 275 mm 4T (1*)							B2	B3 C1	C5		B5	B3 C1	C3
589 77 53-01 Shredder blade 320 mm 2T (1*)										C6*			

WOODY GROWTH | SAW BLADES

597 46 82-01 Scarlett 200 mm 22T (1*)					D7		D6	D3	D1	D5		D5	D5
597 46 89-01 Scarlett 225 mm 24T (1*)										D4		D2	D2
597 46 91-01 Maxi 200 mm 22T (1*)									D1			D5	
597 46 92-01 Maxi 225 mm 24T (1*)										D4		D2	D2

*More parts needed for iFR and iRX

GUARDS

TRIMMER GUARDS

A1	503 95 43-01
A2	537 29 73-01
A3	537 34 94-03
A4	590 88 01-01
A5	544 10 74-01
A6	502 46 50-01
A7	588 54 37-01
A8	967 90 86-01 Guard included in kit

COMBINATION GUARDS

B1	588 1179-01
B2	537 33 16-01
B3	544 46 43-01
B4	577 01 83-05
B5	537 33 16-03


















GRASS BLADE GUARDS

C1	537 29 74-01 (adapter incl.)
C2	537 29 74-01
C3	502 46 49-01
C4	590 88 00-01
C5	544 16 03-01
C6	544 02 65-02

SAW BLADE GUARDS

D1	537 31 09-02 200 mm (adapter incl.)
D2	574 50 67-02 225 mm
D3	501 32 04-02 200 mm (adapter incl.)
D4	502 43 55-01 225 mm (adapter incl.)
D5	574 53 26-01 200 mm
D6	501 32 04-03 200 mm
D7	544 04 42-10 200 mm (adapter incl.)

COMBI TRIMMER ATTACHMENTS

		525LK	535LK	525iLK
967 92 55-04 Edger curved shaft ECA850		•	•	•
967 92 56-04 Edger straight shaft ESA850		•	•	•
967 68 82-03 Pole saw PAX730		•	•	•
537 18 33-27 Pole saw PA1100 – 1/4"		•	•	•
537 18 33-28 Pole saw PA1100 – 3/8"		•	•	•
967 68 83-03 Pole saw PAX1100		•	•	•
967 29 44-01 Sweeper SR600-2		•	•	•
967 29 71-01 Extension EX780		•	–	•
537 35 35-03 Trimmer TA850		•	•	•
967 28 64-01 Blower BA101		•	•	•
967 18 59-02 Brushcutter BCA850		•	–	•
967 29 67-01 Bristle brush BR600		•	•	•
967 29 69-01 Dethatcher DT600		•	•	•
967 29 42-01 Cultivator CA230		•	•	•
967 90 85-01 Weed Scissor RA850		•	–	•
967 90 86-01 Weed Scissor RA-V		•	•	•
596 31 65-03 Hedgetrimmer HA200		•	•	–
596 31 66-03 Hedgetrimmer HA860		•	•	•





Hedge trimmers

Everything we do is all about making your work easier. This is particularly evident in the development of our hedge trimmers. They are robust and powerful, yet at the same time lightweight and well-balanced work companions. Crammed with ergonomically designed solutions and smart features – such as the multi-position handle – they allow you to work quickly and efficiently, in even the most demanding situations.

30 Make it easy to keep track of your equipment with Husqvarna Fleet Services

34 Discover the high-performing and flexible Husqvarna BLi-X 36V battery system


EXPLORE ONLINE

Find our entire range of hedge trimmers and accessories by visiting [husqvarna.com/ProHedgeTrimmers](https://www.husqvarna.com/ProHedgeTrimmers)



Top features of Husqvarna hedge trimmers

1. HIGH CUTTING EFFICIENCY

No matter if you're facing a heavy-duty task or a precision job, you'll experience an impressive high cutting efficiency thanks to the perfect match between blade speed and teeth design.

2. TOUGH GEAR DESIGN

Our hedge trimmers are built for many years of trouble-free work. Gear housings and covers are made of high-graded, light-weight aluminium and magnesium. High-precision machined gear wheels ensure reliable operation.

3. HIGH-TORQUE GEAR

Our HDR hedge trimmers will make easy work of the most demanding tasks. Thanks to the high-torque gear and the coarse cut knife, you'll be able to take on the most dense or overgrown hedges.

4. LOW VIBRATION LEVELS

Our hedge trimmers are a sheer pleasure to work with, not least because of their low vibration levels. The anti-vibration system provides efficient dampening to minimise vibration in the handles.

5. EFFICIENT CUTTING KNIVES

The two extremely sharp blades of our cutting knives are made of hardened special steel and supported by a rigid, durable lightweight beam. The high speed and large teeth openings allow you to take on any job with great efficiency.

6. INTEGRATED CONNECTIVITY

Machines with a built-in connectivity module can connect with Husqvarna Fleet Services without need for an external sensor.

7. MULTI-POSITION HANDLE

With the multi-position handle, you can easily angle the machine to operate the cutter bar in any direction and still keep an ergonomic position. Great when you're altering between cutting the sides and the top of the hedge.

8. BRUSHLESS E-TORQ™ MOTORS

The brushless E-TORQ motors developed and produced by Husqvarna are perfectly adapted for each application. They withstand tough professional use and are completely maintenance-free.

9. INTUITIVE KEYPAD

The user interface on our battery-powered products is designed with large, responsive buttons and a battery indicator so you always can keep an eye on your current charging status.

10. X-TORQ® ENGINES

Our X-TORQ® engines deliver great power and torque thanks to highly efficient combustion.

PETROL HEDGE TRIMMER

522HDR75X

	21.7 cm ³
	0.6 kW
	75 cm
	3200 cuts/min
	5.2 kg

22cc, double-sided hedge trimmer with a 75 cm cutter bar for the tough cuts. The multi-position handle and low weight combined with the slim, balanced design provide excellent handling, while the high-capacity blades, open blade guard and impressive power output result in reliability and high work output.

- Low Vib™
- Standalone starter
- Auto return stop switch
- High-torque gear
- Coarse-cut configuration
- 2-stage air filter
- Adjustable rear handle

PETROL HEDGE TRIMMER

522HDR60X

	21.7 cm ³
	0.6 kW
	60 cm
	3200 cuts/min
	5.0 kg

22cc, double-sided hedge trimmer with a 60 cm cutter bar for the tough cuts. The multi-position handle and low weight combined with the slim, balanced design provide excellent handling, while the high-capacity blades, open blade guard and impressive power output result in reliability and high work output.

- Low Vib™
- Standalone starter
- Auto return stop switch
- High-torque gear
- Coarse-cut configuration
- 2-stage air filter
- Adjustable rear handle

PETROL HEDGE TRIMMER

522HD60X

	21.7 cm ³
	0.6 kW
	60 cm
	4400 cuts/min
	4.9 kg

22cc, double-sided hedge trimmer with a 60 cm cutter bar. The multi-position handle and low weight combined with the slim, balanced design provide excellent handling, while the high-capacity blades, open blade guard and impressive power output result in reliability and high work output.

- Low Vib™
- Standalone starter
- Auto return stop switch
- High-speed gear
- Trim-cut configuration
- 2-stage air filter
- Adjustable rear handle

PETROL HEDGE TRIMMER

522HSR75X

	21.7 cm ³
	0.6 kW
	75 cm
	3200 cuts/min
	5.0 kg

22cc, single-sided hedge trimmer with a 75 cm cutter bar for the tough cuts. The comfortable handle and low weight combined with the slim, balanced design provide excellent handling, while the high-capacity blade and impressive power output result in reliability and high work output.

- Low Vib™
- Standalone starter
- Auto return stop switch
- High-torque gear
- Coarse-cut configuration
- 2-stage air filter
- Leaf catcher

PETROL HEDGE TRIMMER

522HS75X



- 21.7 cm³
- 0.6 kW
- 75 cm
- 4400 cuts/min
- 5.0 kg

22cc, single-sided hedge trimmer with a 75 cm cutter bar. The comfortable handle and low weight combined with the slim, balanced design provide comfort, while the high-capacity blade and impressive power output allows for result in reliability and high work output.

- Low Vib™
- Standalone starter
- Auto return stop switch
- High-speed gear
- Trim-cut configuration
- 2-stage air filter
- Leaf catcher

BATTERY HEDGE TRIMMER

522iHDR60



-
- 60 cm
- 3200 cuts/min
- 3.9 kg

Lightweight and well-balanced battery hedge trimmer with high cutting capacity. Power equivalent to a petrol machine. Optimised for trimming dense overgrown hedges, featuring a high-torque gear and double-sided cutter bar with durable coarse-cut knives. Can be used with both integrated and external batteries.

- Brushless motor
- 3-speed mode
- Intuitive keypad with battery status
- Coarse-cut configuration
- Multi-position rear handle
- Integrated connectivity
- Weatherproof (IPX4)

BATTERY HEDGE TRIMMER

522iHD75



-
- 75 cm
- 4400 cuts/min
- 3.9 kg

Well-balanced, lightweight battery hedge trimmer with high cutting capacity. Power equivalent to a petrol machine. Optimised for frequent trimming, featuring high-speed gear and double-sided cutter bar with sharp, trim-cut knives grinded on three sides. Can be used with both integrated and external batteries.

- Brushless motor
- 3-speed mode
- Intuitive keypad with battery status
- Trim-cut configuration
- Multi-position rear handle
- Integrated connectivity
- Weatherproof (IPX4)

BATTERY HEDGE TRIMMER

522iHD60



-
- 60 cm
- 4400 cuts/min
- 3.6 kg

Well-balanced, lightweight battery hedge trimmer with high cutting capacity. Power equivalent to a petrol machine. Optimised for frequent trimming, featuring high-speed gear and double-sided cutter bar with sharp, trim-cut knives grinded on three sides. Can be used with both integrated and external batteries.

- Brushless motor
- 3-speed mode
- Intuitive keypad with battery status
- Trim-cut configuration
- Multi-position rear handle
- Integrated connectivity
- Weatherproof (IPX4)



PETROL POLE HEDGE TRIMMER

525HF3S



	25.4 cm ³
	1.0 kW
	65 cm
	4339 cuts/min
	6.1 kg

25cc, powerful, fixed pole hedge trimmer. Since the fixed cutter bar is mounted on an 81-cm shaft, you can cover a large area, efficiently and comfortably. The robust and durable quality makes for a long service life.

- X-TORQ® engine
- Standalone starter
- Auto return stop switch
- Trim-cut configuration
- Metal skid plate
- Heavy-duty gearbox

PETROL POLE HEDGE TRIMMER

525HE4



	25.4 cm ³
	1.0 kW
	60 cm
	4400 cuts/min
	6.3 kg

25cc, double-sided pole hedge trimmer with a 60 cm cutter bar. Its 4-meter reach, 37 mm pitch and 10 fixed angle positions allow you to comfortably and efficiently trim the top of tall hedges without using a ladder or cherry picker.

- X-TORQ® engine
- Easy start
- Adjustable cutter bar
- Auto return stop switch
- Trim-cut configuration
- Rear impact guard
- 2-stage air filter
- Heavy-duty gearbox

PETROL POLE HEDGE TRIMMER

525HE3



	25.4 cm ³
	1.0 kW
	60 cm
	4400 cuts/min
	5.9 kg

25cc, double-sided pole hedge trimmer with a 60 cm cutter bar. Its 3-meter reach, 37 mm pitch and 10 fixed angle positions allow you to comfortably and efficiently trim the top of tall hedges without using a ladder or cherry picker.

- X-TORQ® engine
- Easy start
- Adjustable cutter bar
- Auto return stop switch
- Trim-cut configuration
- Rear impact guard
- 2-stage air filter
- Heavy-duty gearbox

BATTERY POLE HEDGE TRIMMER

525iHF3

NEW



	65 cm
	4300 cuts/min
	4.7 kg

Battery-powered pole hedge trimmer, equivalent to a 25cc petrol machine. With up to 3 m reach and fixed cutter bar, you can cut wide and long hedges comfortably, also when working in noise sensitive environments.

- Brushless E-TORQ™ motor
- 3-speed mode
- Intuitive keypad
- Weatherproof (IPX4)
- Trim-cut configuration
- Integrated connectivity

BATTERY POLE HEDGE TRIMMER

NEW

525iHE4



- Integrated connectivity
- 60 cm
- 4400 cuts/min
- 5.0 kg

Battery-powered pole hedge trimmer, equivalent to a 25cc petrol machine. With up to 4 m reach and adjustable cutter bar angle you can cut wide, high and low hedges comfortably, also when working in noise sensitive environments.

- Brushless E-TORQ™ motor
- 3-speed mode
- Intuitive keypad
- Weatherproof (IPX4)
- Adjustable cutter bar
- Trim-cut configuration
- Rear impact guard
- Integrated connectivity

BATTERY POLE HEDGE TRIMMER

NEW

525iHE3



- Integrated connectivity
- 60 cm
- 4400 cuts/min
- 4.8 kg

Battery-powered pole hedge trimmer, equivalent to a 25cc petrol machine. With up to 3.5 m reach and adjustable cutter bar angle you can cut wide, high and low hedges comfortably, also when working in noise sensitive environments.

- Brushless E-TORQ™ motor
- 3-speed mode
- Intuitive keypad
- Weatherproof (IPX4)
- Adjustable cutter bar
- Trim-cut configuration
- Rear impact guard
- Integrated connectivity

BATTERY POLE HEDGE TRIMMER

520iHT4



- 55 cm
- 4000 cuts/min
- 5.5 kg

Battery-powered pole hedge trimmer with a unique design and up to 4.5 m reach. Cut wide, high and low hedges efficiently thanks to the adjustable cutter bar angle. It combines top performance with low weight, low vibration levels and quiet operation, so you can use it in noise-sensitive environments.

- Brushless motor
- savE™
- Intuitive keypad
- Weatherproof (IPX4)
- Adjustable cutter bar
- Trim-cut configuration
- Rear impact guard
- Telescopic shaft

BATTERY POLE HEDGE TRIMMER

520iHE3



- 55 cm
- 4000 cuts/min
- 4.15 kg

Battery-powered pole hedge trimmer with a unique design and up to 3.5 m reach. Cut wide, high and low hedges comfortably thanks to the adjustable cutter bar angle. It combines top performance with low weight, low vibration levels and extremely quiet operation, so you can use it in noise-sensitive environments.

- Brushless motor
- savE™
- Intuitive keypad
- Weatherproof (IPX4)
- Adjustable cutter bar
- Trim-cut configuration
- Rear impact guard



PETROL HEDGE TRIMMERS	522HDR75X	522HDR60X	522HD60X	522HSR75X	522HS75X
TECHNICAL SPECIFICATIONS					
Cylinder displacement, cm ³	21.7	21.7	21.7	21.7	21.7
Power, kW	0.6	0.6	0.6	0.6	0.6
Fuel tank volume, litres	0.45	0.45	0.45	0.45	0.45
Fuel consumption, g/KWh	620	620	620	620	620
Sound pressure level at operator's ear, dB(A)*	93	93	93	93	93
Guaranteed sound power level, LWA dB(A)**	102	102	102	102	102
Equivalent vibration level (ahv, eq) front /rear handle, m/s ² ***	2.1/2.2	2.8/1.3	2.7/1.2	2.2/2.1	2.9/1.8
Maximum power speed, rpm	7800	7800	7800	7800	7800
Gear ratio	1.5.70	1: 5.70	1: 4.09	1: 5.70	1: 4.09
Length cutter bar, cm	75	60	60	75	75
Teeth opening, mm	30.5	30.5	30	30.5	30
Recommended maximum twig diameter, mm	25	25	20	25	20
Cutting speed, cuts/min	3200	3200	4400	3200	4400
Total length, cm	127.7	110.5	110.5	121	121.4
Length in transport mode, cm	127.7	110.5	110.5	121	121.4
Weight (excl. fuel), kg	5.2	5.0	4.9	5.0	5.0
FEATURES					
X-TORQ® engine	—	—	—	—	—
Standalone starter	●	●	●	●	●
Fuel pump	●	●	●	●	●
Auto return stop switch	●	●	●	●	●
Low Vib™	●	●	●	●	●
Trim-cut configuration	—	—	●	—	●
Coarse-cut configuration	●	●	—	●	—
Adjustable rear handle	●	●	●	—	—
Metal skid plate	—	—	—	—	—
Rear impact guard	—	—	—	—	—

*Equivalent sound pressure level at the operator's ear, measured according to EN ISO 22868, dB(A). Reported data for equivalent sound pressure level for the machine has a typical statistical dispersion (standard deviation) of 1 dB(A). **Noise emissions in the environment measured as sound power (LWA) in conformity with EC directive 2000/14/EC. Reported sound power level for the machine has been measured with the original cutting attachment that gives the highest level. The guaranteed sound power level includes variation in production as well as variation from the test code with 1-3 dB(A). ***Equivalent vibration levels (ahv,eq) at handles, measured according to EN ISO 22867, m/s². Reported data for equivalent vibration level has a typical statistical dispersion (standard deviation) of 1 m/s².

BATTERY HEDGE TRIMMERS	522iHDR60	522iHD75	522iHD60	525iHF3	525iHE4
TECHNICAL SPECIFICATIONS					
Battery type	Li-ion	Li-ion	Li-ion	Li-ion	Li-ion
Voltage, V	36	36	36	36	36
Motor type	BLDC (brushless)	BLDC (brushless)	BLDC (brushless)	Husqvarna E-TORQ™ BLDC (brushless)	Husqvarna E-TORQ™ BLDC (brushless)
Sound pressure level at operator's ear, dB(A)*	81	81	81	N/A	N/A
Guaranteed sound power level, LWA, dB(A)**	95	95	95	N/A	N/A
Equivalent vibration level (ahv, eq) front /rear handle, m/s ² ***	2.2/2.6	1.4/1.8	2.1/1.7	N/A	N/A
Knife length, cm	60	75	60	65	60
Teeth opening, mm	30.5	30	30	30	30
Cutting speed, cuts/min	3200	4400	4400	4300	4400
Total length, cm	116	134	116	2135	2235
Weight (excl. battery), kg	3.9	3.9	3.6	4.7	5.0
FEATURES					
saveE™	—	—	—	—	—
3-speed mode	●	●	●	●	●
Intuitive keypad	●	●	●	●	●
Anti-stick software	●	●	●	—	—
Trim-cut configuration	—	●	●	●	●
Coarse-cut configuration	●	—	—	—	—
Anti-vibration	●	●	●	—	—
Adjustable rear handle	●	●	●	—	—
Working angle adjustment	—	—	—	—	●
Rear impact guard	—	—	—	—	●
Telescopic shaft	—	—	—	—	—
Integrated connectivity	●	●	●	●	●

*Equivalent sound pressure level at the operator's ear, measured according to ISO 11203, dB(A). Reported data for equivalent sound pressure level for the machine has a typical statistical dispersion (standard deviation) of 3 dB(A). **Noise emissions in the environment measured as sound power (LWA) is reported as guaranteed value in conformity with EC directive 2000/14/EC, with statistical dispersion included. Measured according to ISO 11094. ***Equivalent vibration levels (ahv,eq) at handles, measured according to EN 60745-1, m/s². Typical statistical dispersion (standard deviation) of ± 1.5 m/s². N/A = Values were not available at time of printing

525HF3S	525HE4	525HE3
25.4	25.4	25.4
1.0	1.0	1.0
0.51	0.5	0.5
395	600	600
92	95	96
105	107	107
3.9/2.9	4.6/3.9	5.6/4.4
8500	8500	8500
1: 5.53	1: 5.16	1: 5.16
65	60	60
30	30	30
24	20	20
4339	4400	4400
192	257.9	192.5
192	192	126.6
6.1	6.3	5.9
●	●	●
●	●	●
●	●	●
●	●	●
—	—	—
●	●	●
—	—	—
—	—	—
●	—	—
—	●	●

525iHE3	520iHT4	520iHE3
Li-ion	Li-ion	Li-ion
36	36	36
Husqvarna E-TORQ™ BLDC (brushless)	BLDC (brushless)	BLDC (brushless)
N/A	80	84
N/A	94	95
N/A	2.0/1.7	2.6/1.7
60	55	55
30	32	32
4400	4000	4000
2630	346	227
4.8	5.5	4.15
—	●	●
●	—	—
●	●	●
—	—	—
●	●	●
—	—	—
—	—	—
—	—	—
●	●	●
●	●	●
—	●	—
●	—	—





Blowers

Our blowers have state-of-the-art fans that generate high air velocity and air flow. This goes for our powerful backpack blowers, as well as for our lightweight handheld ones. Whichever you choose, you will have enough force to get the job done efficiently. All blowers are ergonomically designed and have low vibration levels, for high productivity and comfortable use.

30 Make it easy to keep track of your equipment with Husqvarna Fleet Services

34 Discover the high-performing and flexible Husqvarna BLi-X 36V battery system



EXPLORE ONLINE

Find our entire range of blowers and accessories by visiting husqvarna.com/ProBlowers



User-centric design **6**

Intuitive keypad **7**

Suitable for indoor use **8**

4 Battery-powered performance

5 Integrated connectivity

1 Ideal handle position

2 Optimal fan geometry

3 Ergonomic harnesses



9 X-TORQ® engines

10 Heavy-duty air filter

Top features of Husqvarna blowers

1. IDEAL HANDLE POSITION

On all Husqvarna blowers, the throttle handle is positioned to effectively eliminate the lateral forces from the airstream. This enables a comfortable working position, without lateral load.

2. OPTIMAL FAN GEOMETRY

The design of our blower fans, fan housings, tubes and nozzles, generates a streamlined airflow with minimal air loss. The powerful, directed air helps you work efficiently.

3. ERGONOMIC HARNESES

All backpack blowers are equipped with ergonomic harnesses that distribute the load over shoulders, back and hips. Padded shoulder straps and waist belt reduce the strain on your body.

4. BATTERY-POWERED PERFORMANCE

Our battery-powered blowers deliver impressive performance thanks to the responsive electric motor and our advanced fan design. The Boost mode provides extra airflow when you need it.

5. INTEGRATED CONNECTIVITY

Machines with a built-in connectivity module can connect with Husqvarna Fleet Services without need for an external sensor. Currently available on 550iBTX.

6. USER-CENTRIC DESIGN

Our battery-powered blowers are lightweight and extremely well-balanced. The optimised centre of gravity makes them easier to handle, reducing strain on your body.

7. INTUITIVE KEYPAD

Our battery-powered blowers come with an intuitive keypad for easy operation. For even more convenience, just activate the cruise control.

8. SUITABLE FOR INDOOR USE

Our battery blowers are fumeless and quiet, so you can take on jobs cleaning up sports stadiums, malls, concert venues or any other place indoors where you can't use a petrol blower.

9. X-TORQ® ENGINES

Our X-TORQ® engines deliver great power and torque thanks to highly efficient combustion.

10. HEAVY-DUTY AIR FILTER

Our largest backpack blowers are equipped with heavy-duty air filters for commercial use. The incoming air is filtered in two stages, efficiently protecting the engine from dust and particles.



PETROL BLOWER

580BTS



75.6 cm ³	3.3 kW	26 m ³ /min
40 N	11.8 kg	

Our most powerful backpack blower, designed for the most demanding tasks. The 75cc engine and efficient fan design provide an immense air flow (26 m³/s in pipe) and high air speed. Its heavy-duty air filter and Husqvarna Air Injection™ make for long operating time and trouble-free use. The harness has a padded hip belt for increased comfort.

- X-TORQ® engine
- Low Vib™
- Cruise control
- Ergonomic harness
- 2-stage air filter
- Husqvarna Air Injection™

PETROL BLOWER

570BTS



65.6 cm ³	2.9 kW	22 m ³ /min
37 N	11.2 kg	

65cc backpack blower with an impressive air flow (22 m³/s in pipe) and high air speed, thanks to the efficient fan design. Its heavy-duty air filter makes for long operating time and trouble-free use. The harness has a padded hip belt for increased comfort.

- X-TORQ® engine
- Low Vib™
- Cruise control
- Ergonomic harness
- 2-stage air filter

PETROL BLOWER

350BT



50.2 cm ³	1.6 kW	14 m ³ /min
21 N	10.2 kg	

Handy, mid-sized 50cc backpack blower, with ample capacity in a convenient package. The backpack harness allows you to work comfortably for hours.

- X-TORQ® engine
- LowVib™
- Cruise control
- Ergonomic harness

BATTERY BLOWER

550iBTX



21 N	15.6 m ³ /min
6.3 kg	

Powerful and ergonomic backpack battery blower with impressive blow force (21 N). Its low vibration and noise levels make it possible for you to work in public settings, and since the blower is weatherproof, you can increase both flexibility and productivity.

- Brushless motor
- Intuitive keypad
- Boost mode
- Cruise control
- Weatherproof (IPX4)
- Ergonomic harness
- Integrated connectivity (optional)

BATTERY BLOWER

525iB Mark II



17 N	13.3 m ³ /min
2.5 kg	

Very light and well-balanced handheld, battery blower, with zero direct emissions, low vibration levels and low noise, allowing you to work in public settings. Equally comfortable to use with either hand. Thanks to the cordless design and low weight, you can move around freely.

- Brushless motor
- Intuitive keypad
- Boost mode
- Cruise control
- Weatherproof (IPX4)

BATTERY BLOWER

530iBX



16 N	14.1 m ³ /min
2.9 kg	

Very light and well-balanced, handheld battery blower, for use with a backpack battery or battery belt FLEXI. Equally comfortable to use with either hand. Its high blowing force and low noise levels, make it possible to work in public settings and noise restricted areas.

- Brushless motor
- Intuitive keypad
- Boost mode
- Cruise control
- Weatherproof (IPX4)
- Silencer nozzle

PETROL BLOWER

525BX



- 25.4 cm³
- 0.9 kW
- 13 m³/min
- 15 N
- 4.3 kg

Lightweight, 25cc handheld blower with high power output and blowing capacity. The S-shaped outlet thrusts the air stream in line with the handle, eliminating lateral forces, making work less strenuous – even during long shifts. Its heavy-duty air filter makes for long operating time and trouble-free use.

- X-TORQ® engine
- Low Vib™
- Cruise control
- 2-stage air filter
- Smart Start™
- Auto return stop switch
- S-shaped outlet

FLAT NOZZLE

Extended reach. Fits all battery blowers.

579 79 75-01

€ 000

SILENCER NOZZLE

Nozzle with built-in sound absorber, making work even more pleasant for user and surroundings. Fits all battery blowers.

589 81 17-01

€ 000

HANDLEBAR

Allows you to use both hands for manoeuvring the blowers, for a more convenient and relaxed working position.

544 40 00-04, 570BTS, 580BTS and 550iBTX

€ 000

PETROL BLOWERS

580BTS 570BTS 350BT 525BX

TECHNICAL SPECIFICATIONS

Cylinder displacement, cm ³	75.6	65.6	50.2	25.4
Power, kW	3.3	2.9	1.6	0.9
Blow force, N	40	37	21	15
Air flow in housing, m ³ /min	29	28	19.6	14
Air flow in pipe, m ³ /min	26	22	14	13
Air speed round nozzle, m/s	92	106	80.5	70
Air speed flat nozzle, m/s	93	91	–	86
Maximum power speed, rpm	7200	8000	7500	7300
Idling speed, rpm	2000	2000	2200	3000
Fuel tank volume, litres	2.6	2.2	1.25	0.45
Fuel consumption, g/kWh	440	431	455	518
Sound pressure level at operator's ear, dB(A)*	100	99	94	91 (round nozzle)/ 92 (flat nozzle)
Guaranteed sound power level, LWA dB(A)**	112	110	104	106
Equivalent vibration level (ahv, eq) handle, m/s ² ***	1.6	1.8	2.2	1.2 (round nozzle)/ 2.0 (flat nozzle)
OEM Nozzle type	Round	Round	Round	Round and flat
Weight (excl. fuel), kg	11.8	11.2	10.2	4.3

FEATURES

X-TORQ® engine	●	●	●	●
Low Vib™	●	●	●	●
Cruise control	●	●	●	●
Fuel pump	●	●	●	●
Adjustable handle	●	●	●	–
Ergonomic harness	●	●	●	–
2-stage air filter	●	●	–	●
Husqvarna Air Injection™	●	–	–	–
Smart Start™	–	–	–	●
Auto return stop switch	–	–	–	●
S-shaped outlet	–	–	–	●

*Equivalent sound pressure level at the operator's ear, measured according to EN 15503, dB(A). Reported data for equivalent sound pressure level for the machine has a typical statistical dispersion (standard deviation) of 1 dB(A). **Noise emissions in the environment measured as sound power (LWA) in conformity with EC directive 2000/14/EC. The guaranteed sound power level includes variation in production as well as variation from the test code with 1-3 dB(A). ***Equivalent vibrations levels (ahv,eq) at handles, measured according to EN 15503, m/s². Reported data for equivalent vibration level has a typical statistical dispersion (standard deviation) of 1 m/s².

BATTERY BLOWERS

550iBTX 525iB Mark II 530iBX

TECHNICAL SPECIFICATIONS

Battery type	Li-ion	Li-ion	Li-ion
Voltage, V	36	36	36
Blow force boost, N	21	17	16
Air flow in pipe, m ³ /min	12.8	11.3	12.4
Air flow in pipe boost, m ³ /min	15.6	13.3	14.1
Air speed, m/s	54.0	48.0	49.6
Air speed boost, m/s	66.0	59.0	56.2
Motor type	BLDC (brushless)	BLDC (brushless)	BLDC (brushless)
Sound pressure level at operator's ear, dB(A)*	73	85	77.6
Guaranteed sound power level, LWA dB(A)**	94	101	91
Equivalent vibration level (ahv, eq) handle, m/s ² ***	0.1	0.5	0.4
OEM Nozzle type	Round	Round	Round
Weight (excl. battery), kg	6.3	2.5	2.9

FEATURES

Boost mode	●	●	●
Cruise control	●	●	●
Intuitive keypad	●	●	●
Integrated connectivity	●/–	–	–
Belt hook	–	●	●
Requires backpack battery / battery belt FLEXI	●/–	–	●/●
Ergonomic harness	●	–	–
Battery slot	–	●	–
Different tube lengths	(●)	(●)	(●)

*Equivalent sound pressure level at the operator's ear, measured according to EN ISO 11203, dB(A). Reported data for equivalent sound pressure level for the machine includes statistical uncertainty. **Noise emissions in the environment measured as sound power (LWA) is reported as guaranteed value in conformity with EC directive 2000/14/EC, with statistical dispersion included. Measured according to ISO 11094. ***Equivalent vibration levels (ahv,eq) at handles, measured according to EN ISO 22867, m/s². Typical statistical dispersion (standard deviation) of ± 1 m/s².





127 Optimise the cutting performance with blades tailored to a perfect fit to our power cutters

124 Equipped for the job with SmartGuard™ protective equipment

125 Equip your power cutter for the job ahead with our range of attachments

34 Discover the high-performing and flexible Husqvarna BLi-X 36V battery system


Power cutters

We're driven by our desire to constantly develop our range of power cutters, as well as the cutting industry itself. Through the introduction of new technology – mostly developed in-house – we create large and small innovations that help you cut more efficiently and with greater precision. Our basic philosophy is to offer you powerful cutters, without compromising on comfort and versatility.



EXPLORE ONLINE

Find our entire range of power cutters and accessories by visiting [husqvarna.com/PowerCutters](https://www.husqvarna.com/PowerCutters)



4 Smartguard™

SmartTension™ 5

X-TORQ® engines 6

SmartCarb 7

Active Air Filtration™ 8

1 User-centric design

2 Wet cutting

3 Dry cutting

9 Battery power cutters

10 Brushless E-TORQ™ motors

11 X-HALT™

PACE™ battery system 12

Top features of Husqvarna power cutters

1. USER-CENTRIC DESIGN

Husqvarna power cutters are designed to be easy and ergonomic to use. Thanks to outstanding power-to-weight ratio and low vibration levels, you can work efficiently for long hours.

2. WET CUTTING

When cutting concrete, the best spot to capture the silica dust is directly at the source. The power cutter's built-in wet cutting kit enables a constant water flow, optimised to bind the dust.

3. DRY CUTTING

When wet cutting isn't an option, you can capture the silica dust directly at the source with an optional vac attachment and a dust extractor connected to your power cutter.

4. SMARTGUARD™

The extended blade guard reduces the likelihood of accidents and circumstances when a kickback might occur, as it emphasises correct cutting technique and cutting zone.

5. SMARTTENSION™

The semi-automatic SmartTension™ system ensures correct tension for the power cutter's drive belt – never too tight or too loose. This results in optimal power transmission and longer belt life.

6. X-TORQ® ENGINES

Our X-TORQ® engines deliver great power and torque thanks to highly efficient combustion.

7. SMARTCARB

The SmartCarb carburettor automatically adjusts the air-fuel mixture so that the engine always maintains maximum power, even when the filters start to get clogged. This also means better filter economy and lower fuel consumption.

8. ACTIVE AIR FILTRATION™

Our two-step air filtration system uses both centrifugal cleaning to remove 93% of the dust, and then a paper filter to remove the smallest dust particles. This results in less engine wear and longer service intervals.

9. BATTERY POWER CUTTERS

Experience the cutting performance and cordless convenience delivered by Husqvarna battery power cutters. They provide you with quick reliable starts, independently of petrol or grid power.

10. BRUSHLESS E-TORQ™ MOTORS

The brushless E-TORQ motors developed and produced by Husqvarna are perfectly adapted for each application. They withstand tough professional use and are completely maintenance-free.

11. X-HALT™





The X-HALT™ blade brake function is capable of stopping the rotation of the blade in fractions of a second.

12. PACE™ BATTERY SYSTEM

PACE™ is our high-performance battery system for full-sized power cutters and other construction equipment from Husqvarna. This heavy-duty power source gives you freedom and flexibility in demanding applications.

PETROL POWER CUTTER

K 970 SmartGuard™

 94 cm³
 4.8 kW
 350/400 mm
 11.9/12.8 kg

Powerful enough for large cutting depths, yet agile enough to handle all-round jobs. With SmartTension™ for semi automatic belt tensioning, you minimise the risk of under- and over-tensioning. The magnesium blade guard saves weight.

- Active Air Filtration™
- SmartCarb
- Poly-V belt
- DuraStarter™
- X-TORQ® engine
- SmartTension™
- SmartGuard™

PETROL POWER CUTTER

K 970





 94 cm³
 4.8 kW
 350/400 mm
 11/11.6 kg

Powerful enough for large cutting depths, yet agile enough to handle all-round jobs. With SmartTension™ for semi automatic belt tensioning, you minimise the risk of under- and over-tensioning. The magnesium blade guard saves weight.

- Active Air Filtration™
- SmartCarb
- Poly-V belt
- DuraStarter™
- X-TORQ® engine
- SmartTension™

PETROL POWER CUTTER

K970 Rescue

 94 cm³
 4.8 kW
 350 mm
 11 kg

Our most powerful rescue cutter is specially developed for rescue and clearing work. The magnesium blade guard is designed to be visible in smoke and water spray, and the digital ignition system provides a reliable and quick start in any emergency situation. Used and trusted by fire services around the world.

- Active Air Filtration™
- SmartCarb
- Poly-V belt
- DuraStarter™
- X-TORQ® engine
- SmartTension™

PETROL POWER CUTTER

K 770 SmartGuard™

 74 cm³
 3.7 kW
 300/350 mm
 10.8/11.1 kg

This power cutter combines the best features from the popular K760 and K970 models: The swift handling, the powerful and easy-to-start X-TORQ® engine and the sturdy three-bolt bearing housing with SmartTension™ spring-loaded belt tensioning system.

- Active Air Filtration™
- SmartCarb
- Poly-V belt
- DuraStarter™
- X-TORQ® engine
- SmartTension™
- SmartGuard™

PETROL POWER CUTTER

K 770




 74 cm³
 3.7 kW
 300/350 mm
 10 / 10.1 kg

This power cutter combines the best features from the popular K760 and K970 models: The swift handling, the powerful and easy-to-start X-TORQ® engine and the sturdy three-bolt bearing housing with SmartTension™ spring-loaded belt tensioning system.

- Active Air Filtration™
- SmartCarb
- Poly-V belt
- DuraStarter™
- X-TORQ® engine
- SmartTension™

PETROL POWER CUTTER

**K 770 Vac/
K 770 Dry Cut**

 74 cm³
 3.7 kW
 300 mm
 11 / 11.9 kg

Ideal for dry cutting in slurry restricted environments. With a new specially designed blade guard, these power cutters have the ability to efficiently remove dust without compromising on either quality or productivity. K 770 VAC is OSHA Table 1 compliant and a perfect match for the S 26 dust extractor whilst K 770 Dry Cut has an integrated fan that extracts dust and transports into an external bag.

- Active Air Filtration™
- SmartCarb
- Poly-V belt
- DuraStarter™
- X-TORQ® engine

BATTERY POWER CUTTER

K1 PACE™

300/350 mm
7.2/7.4 kg

High-powered battery cutter with the performance and productivity you expect from equivalent petrol-powered cutters. Ergonomic and user-friendly with low vibrations, optimally balanced and zero CO₂ emissions during use. A well-suited match with our specially designed battery blade range for maximised cutting depth and optimised performance. Suitable for concrete pipes, concrete garden plates, cinder blocks etc.

- PACE™ high-power battery system
- Brushless E-TORQ™ motor
- X-HALT™ blade brake function
- Intuitive keypad
- Weatherproof (IPX4)
- Integrated connectivity

BATTERY POWER CUTTER

K1 PACE™ Rescue

350 mm
7.9 kg

K1 PACE™ Rescue is a high-powered battery cutter with the power and performance you expect from equivalent petrol-powered cutters. Equipped with X-HALT™ blade brake function capable of stopping the rotation of the blade in fraction of a second. The magnesium blade guard is designed to be visible in smoke and water spray, low vibrations and optimally balanced machine ensures easier operation.

- PACE™ high-power battery system
- Brushless E-TORQ™ motor
- X-HALT™ blade brake function
- Intuitive keypad
- Weatherproof (IPX4)
- Integrated connectivity

BATTERY

HUSQVARNA B750X PACE™/B380X PACE™

750/375 Wh
5/2.9 kg

High-power, fast charging batteries with active cooling. Equipped with built-in connectivity so you can easily monitor state of charge, runtime, location and receive wireless updates through FOTA.

970 49 42-01, B750X PACE™
970 49 41-01, B380X PACE™

CHARGER

HUSQVARNA C1800X/C900X

High-power battery chargers with a capacity of 900 W or 1800 W for charging B 380X and B 750X PACE™ batteries. Equipped with a fast-charging mode and active cooling – enabling fast charging of batteries.

970 49 51-01, C1800X
970 49 50-01, C900X

BATTERY POWER CUTTER

NEW

K 540i

267 mm
6 kg

Battery power cutter developed for hardscaping, masonry and landscaping. The excellent power-to-weight ratio, optimal balance and 100 mm cutting depth make it ideal for fast, efficient handheld cutting jobs – wet as well as dry. Equipped with X-HALT™ blade brake function capable of stopping the rotation of the blade in fraction of a second. K540i is ergonomic and user-friendly, with low vibrations.

- Husqvarna BLi-X 36V battery system
- Brushless E-TORQ™ motor
- X-HALT™ blade brake function
- Electric blade break
- Intuitive keypad
- Weatherproof (IPX4)
- Integrated connectivity

BATTERY POWER CUTTER

K 535i

230 mm
3.5 kg

Battery power cutter with excellent output that provides flexibility for lighter concrete jobs. Ergonomic and lightweight, ideal for landscapers, pavers and roofers. Thanks to low vibrations and the centered placement of the blade, you get superior cutting control compared to conventional angle grinders.

- Husqvarna BLi-X 36V battery system
- Brushless E-TORQ™ motor
- Electric blade break
- savE™
- Intuitive keypad
- Weatherproof (IPX4)
- Integrated carry loop

ELECTRIC POWER CUTTER

K4000

230/120/110 V
2700/1800/2200 W
350 mm
7.6 kg

Ideal for wet cutting in sensitive environments where you want to minimise the amount of slurry. Easy to keep the water flow to a minimum, just enough to efficiently bind the dust. Can easily be equipped for dry cutting with the optional Vac attachment.

- Elgard, overload protection
- "Pulling" rotation
- Simple blade change
- Replaceable arbor bushing

SMARTGUARD™ PROTECTIVE EQUIPMENT

Equipped for the job

When you're using a handheld power cutter, your personal comfort and safety are some of our main concerns. This is the reason why we've developed the SmartGuard™ products. A line of innovative protective equipment, with features that help you do your job efficiently and in control of your operational safety – without compromising on your comfort or mobility.

SMARTGUARD™ HELMET

Get the experienced look

If you've ever experienced a power cutter kickback, you know why you should wear the SmartGuard™ helmet. The unique design and special features are results of Husqvarna's extensive expertise in power cutter usage.

SMARTGUARD™ JACKET

Stylish, comfortable and protective

The SmartGuard™ jacket is designed with focus on your comfort and movability, allowing you to work more efficiently. The high visibility and reinforcements in exposed areas also add to your operational safety.

SMARTGUARD™ BLADE COVER

Your guide to the correct cutting technique

The SmartGuard™ blade cover helps you use the correct cutting technique, thereby reducing the risk of experiencing a kickback. It also covers a critical section of the rotating blade in case of a kickback accident.



SMARTGUARD™ HELMET

A sturdy, yet lightweight protective helmet for construction work. The special chin guard protects the operator's neck and face, which can reduce the severity of blade contact injury from the rotating blade if a kick-back accident should occur. Complete with visor and hearing protection, with room for anti-dust mask and personal eye protection. Chin guard, visor and hearing protection is easy to remove to make the helmet fit different work situations. Available in white and grey versions.

PE 10 H, SmartGuard™ Grey, 536 50 46-01
 PE 10 H, SmartGuard™ White, 536 50 47-01
 PE 10 H, Grey, 536 50 48-01
 PE 10 H, White, 536 50 49-01



SMARTGUARD™ JACKET

Comfortable protective jacket for construction work. Made with reinforced material in specific areas to protect the operator's throat and chest, which can reduce the severity of blade contact injury from the rotating blade if a kick-back accident should occur. High visibility according to EN20471 class 2. A sturdy jacket that's also comfortable to wear, with removable sleeves, smart pockets and ventilation. Size S-XXL

PE 10 J, SmartGuard™, 536 50 50-01
 PE 10 J, SmartGuard™, 536 50 51-01
 PE 10 J, SmartGuard™, 536 50 52-01
 PE 10 J, SmartGuard™, 536 50 53-01
 PE 10 J, SmartGuard™, 536 50 54-01



CUTTING TROLLEYS

HUSQVARNA KV 9/12/KV 7



Specifically designed for our handheld petrol power cutters. The trolleys make it easy to cut in straight or curved lines, as well as close to walls and curbstones. They have a guard stabiliser which keeps the machine stable in the cut. They are compact and can be folded for easy transportation.

KV 9/12, 587 76 84-02

KV 7, 587 76 84-01

DUST EXTRACTOR

HUSQVARNA DE 110i



This H-class dust extractor is powered by Husqvarna's own BLi-X 36V batteries and is an excellent match for the K 535i power cutter, as well as other handheld equipment within the Husqvarna BLi-X 36V system. DE 110i is compact yet powerful, and easy to transport. It features a user friendly HMI, e-flow, that automatically adjusts the airflow and the entire machine is designed for efficient decontamination and serviceability.

970 51 49-02

DUST EXTRACTOR

HUSQVARNA DE 120 PACE™



This versatile H/HEPA class dust extractor is powered by the PACE™ battery system and is an excellent match for the power cutter K 1 PACE™ and other larger hand-held power-tools. DE 120 PACE™ is compact, yet powerful for demanding heavy-duty applications. It features a user friendly HMI, e-flow, that automatically adjusts the airflow and the entire machine is designed for efficient decontamination and serviceability.

970 51 96-02

WATER TANK

HUSQVARNA WT 15i



Compact and easy-to-use water tank with electric pump. Has a capacity of 15 litres and allows for continual cutting for 45 minutes. Battery-powered, Husqvarna BLi-X 36V system.

599 58 23-02

599 58 24-09, WT 15i kit

VAC ATTACHMENT



Leading dust collection enables you to cut without water. Quick connection.

523 09 50-01, K 4000

529 57 79-02, K 1 PACE™ / K 540i

WATER HOSE



9 metres long with quick connections and the possibility to join multiple sections together.

506 32 89-34

WHEEL KIT



Enables easy movement on flat surfaces or when cutting on the ground. The rubber pads keep the machine steady when not used or in idle mode. Suitable for our petrol power cutters K 770, K 970 and K 1270.

589 33 43-01

TRANSPORT BOXES



Perfect for both protecting and keeping track of different kind of equipment when moving between worksites. Made of plywood, with metal reinforcement at edges and corners.

K 1270/K 970, 506 31 08-02

K 770, 505 46 02-01

BATTERY BOXES



A sturdy, durable wooden box for convenient protection and transportation of two batteries and one charger. Designed for professional use. UN 3480 certified for transportation of lithium-ion batteries.

PACE™, 531 21 54-02

BLi-X, 529 47 51-01

PETROL POWER CUTTERS	K 970 SmartGuard™	K 970	K 970 Rescue	K 770 SmartGuard™	K 770	K 770 VAC	K 770 Dry Cut
TECHNICAL SPECIFICATIONS							
Displacement, cm ³	94	94	94	74	74	74	74
Power, kW	4.8	4.8	4.8	3.7	3.7	3.7	3.7
Power/weight ratio	0.44/0.41	0.44/0.41	0.41	0.37/0.37	0.37/0.37	0.30	0.30
Blade/bar, mm	350/400	350/400	350	300/350	300/350	300	300
Max cutting depth, mm	125/155	125/155	125	100/125	100/125	125	125
Sound power level Lwa, dB (A)	115	115	115	115	115	115	115
Sound pressure level, dB (A)	104	104	104	101	101	101	101
Vibrations front handle equivalent, m/s ²	4.5/2.6	3.8/3.5	3.8	< 2.5	< 2.5	4.0	4.4
Vibrations rear handle equivalent, m/s ²	3.7/4.4	4.2/4.0	4.2	< 2.5	< 2.5	2.8	3.3
Weight (excl. fuel and cutting equipment), kg	11.9/12.8	11.0/11.6	11	10.8/11.1	10.0/10.1	11.0	11.9
FEATURES							
Active Air Filtration™	●	●	●	●	●	●	●
SmartCarb	●	●	●	●	●	●	●
Poly-V belt	●	●	●	●	●	●	●
EasyStart decompression valve	●	●	●	●	●	●	●
Sealed transmission	●	●	●	●	●	●	●
Reversible cutting arm	●	●	●	●	●	●	●
Easy-adjust blade guard	●	●	●	●	●	●	●
Wet cutting kit	●	●	—	●	●	—	—
Replaceable arbor bushing	●	●	●	●	●	●	●
X-TORQ® engine	●	●	●	●	●	●	●
Air Purge	●	●	●	●	●	●	●
Fuel indicator in the tank	●	●	●	●	●	●	●
DuraStarter™	●	●	●	●	●	●	●
SmartTension™	●	●	—	●	●	—	—
SmartGuard™	●	—	—	●	—	—	—

ELECTRIC POWER CUTTER	K 4000	BATTERY POWER CUTTERS	K1 PACE™	K1 PACE™ Rescue	K 540i	K 535i
TECHNICAL SPECIFICATIONS		TECHNICAL SPECIFICATIONS				
Electric motor, V	230/120/110	Battery type	Li-ion	Li-ion	Li-ion	Li-ion
Power, W	2700/1800/2200	Battery system	PACE™	PACE™	Husqvarna BLi-X	Husqvarna BLi-X
Rated current, A	12/15/20	Voltage, V	94	94	36	36
Blade, mm	350	Motor type	Husqvarna E-TORQ™ BLDC (brushless)	Husqvarna E-TORQ™ BLDC (brushless)	Husqvarna E-TORQ™ BLDC (brushless)	Husqvarna E-TORQ™ BLDC (brushless)
Cutting depth, mm	125	Blade, mm	314/361	361	267	230
Sound power level Lwa, dB (A)	105	Cutting depth, mm	121/145	145	100	76
Sound pressure level, dB (A)	95	Sound pressure level at operator's ear, dB(A)	102	101.9	101.5	98.5
Vibrations front handle equivalent, m/s ²	3.5	Sound power level guaranteed (LWA) dB(A)	112.9	112.9	112.7	109.5
Vibrations rear handle equivalent, m/s ²	3.5	Equivalent vibration level (ahv, eq) front /rear handle, m/s ²	2.2/1.2	2.2/1.2	3.7/2.4	2.1/2.5
Weight (excl. cable and cutting equipment), kg	7.6	Weight (excl. battery and cutting equipment), kg	7.2/7.4	7.9	6	3.5
FEATURES		FEATURES				
Elgard, overload protection	●	savE™	—	—	—	●
"Pulling" rotation	●	X-HALT™ blade brake function	●	●	●	—
Simple blade change	●	Smooth blade brake	●	●	●	●
Replaceable arbor bushing	●	Integrated connectivity	●	●	●	—
Wet cutting kit	●	Safety loop	—	—	—	●

HUSQVARNA DIAMOND BLADES

Making it easier to work smarter

When working with handheld power cutters, the combination of high performance and safety is of the essence. But you must also factor in speed, the time it takes to find the right blade and mount it correctly. This is why Husqvarna Gold and Silver blades for handheld power cutters feature a number of intuitive and immediately recognisable indicators. The application markers will make you feel confident that you're using the right blade for the right job, whereas the wear indicators will give you information on the blade's wear and side clearance, thus reducing risks of pinching or kick-back accidents. And thanks to the directional arrow, you can easily make sure the blade is always mounted correctly.

HUSQVARNA ELITE-CUT™

For fast cutting and long service life

The Elite-Cut range is our top-of-the-line Gold category with premium cutting performance, ideal for highly demanding professionals working on specialist applications and intensive jobs, looking for maximum cutting speed and wear resistance in heavy cutting. Its innovative segment design for efficient cutting, cooling and slurry evacuation increases both cutting speed and service life. Elite-Cut diamond blades are used for a wide range of materials including concrete, asphalt, blocks, natural stone, brick, granite, tile and abrasive material, clearly indicated on the blade label.



HUSQVARNA VARI-CUT™

For all-round applications

The Vari-Cut range is part of our Silver category, ideal for demanding professionals working on a variety of quick jobs during a workday, looking for high cutting speed with good service life in various all-round applications. Available in several versions for cutting different materials, all clearly indicated on the label and the packaging for easier recognition.



HUSQVARNA TACTI-CUT™

For occasional cutting in all materials

The Tacti-Cut range is our standard range, part of the Bronze category, ideal for occasional users. It offers ease of use combined with product quality, durability and affordability.



SMARTER BLADES

Always replace the blade on time

Safety and performance is key when operating a handheld power cutter. The smarter blade design gives you a clear and instant view of the blade's wear, side clearance, direction of rotation, cutting depth and intended application.

Which blade suits your job?

Check the blade label for guidance, or go to husqvarnacp.com



Ride-on mowers

High power and extreme versatility in a compact, durable format. That's the winning formula behind the ride-on mowers from Husqvarna. Whether you prefer our fast, agile zero-turn mowers with fixed, high-performing cutting decks, or our robust and durable 500-series front mowers and 400-series Riders with exchangeable cutting decks and a wide range of useful attachments, you can count on increasing your daily turnover all year round.

138 Discover our wide range of attachments and accessories

30 Make it easy to keep track of your equipment with Husqvarna Fleet Services

Reduce follow-up trimming – save time and money



Our studies* show that large-scale commercial mowers only mow about 65 % of the total area of the lawns they work on. The remaining 35 % has to be taken care of later, using a walk-behind mower or a trimmer. The result is markedly lower productivity and higher labour costs. And in the end, reduced profitability. The reason for this is that most mowers aren't designed for the complex lawn shapes that professional landscapers have to deal with on a daily basis. The exception is our 500-series of compact front mowers. These machines offer lots of smart solutions that reduce the amount of follow-up trimming to 20 %. This means you finish the job earlier and can be on the way to the next one.

* Husqvarna's internal tests comparing the mowing productivity of a rear-wheel steered front mower equipped with 72" cutting deck versus a Husqvarna P 500 series front mower, equipped with 61" cutting deck, carried out during a full cutting season.

ALL-YEAR USE

Whatever the task, whatever the season

The wide range of attachments make our front mowers versatile tools for a variety of different ground care and landscaping tasks. And if you opt for the cabbed versions, you can work in any weather, all year round.

Thanks to the convenient quick coupling, it only takes a couple of minutes to change the attachment and start working with something completely different. You don't even need any special tools.


The optional, factory-installed cabin is well-equipped with ample space and large windows offering unobstructed view so you always see exactly where you're going. And it's easy to remove if you prefer summer days in the open air.



RIGID TESTING

Quality is no coincidence

You should be able to rely on your Husqvarna to do its job, every day. That's why all our professional products have undergone extensive testing in realistic conditions, in our labs as well as out on the field, to make sure they meet our extreme standards in terms of quality and endurance.



Top features of Husqvarna front mowers

1. FRONT-MOUNTED CUTTING DECKS

Our low-profile, front-mounted cutting decks give you get excellent overview of the working area, enabling precise, close-up trimming. You can easily navigate corners as well as trim close to walls and fences, under bushes, fences, park benches etc.

2. CUTTING DECK OPTIONS

Our 137 and 180 cm wide rear discharge decks deliver maximum mowing capacity. Our Combi cutting decks, available in widths from 103-155 cm, can be used for both BioClip (mulching) and rear discharge.

3. CUTTING HEIGHT ADJUSTMENT

Depending on your choice of cutting deck, there are different options for adjusting the cutting height. On the X-models' Combi decks, the height can be controlled with hydraulic controls from the driver's seat.

4. HIGH-PERFORMANCE COMBI DECK

The high-performance Combi deck is built on a sturdy frame and is stamped from a single piece of steel plate. It also has durable, flat-free support wheels with an air-filled core to provide good dampening and smooth operation with maximum uptime.

5. HEAVY-DUTY STEEL LADDER FRAME

The reinforced heavy-duty steel ladder frame on our 500-series front mowers has an open design providing excellent serviceability. For improved durability, the complete rear wagon is in one-piece ductile cast iron.

6. ARTICULATED STEERING

The articulated steering system featured on our 500-series front mowers and 400-series Riders allows the rear pair of wheels to swing in underneath the machine. The result is superior manoeuvrability with a minimum turning radius at full lock.

7. ALL-WHEEL-DRIVE

Ensures traction on uneven, wet and slippery areas and slopes. The machine's low centre of gravity in combination with the high-performing AWD system gives excellent slope and hillside stability.

8. ERGONOMIC DRIVER INTERFACE

Our 500-series front mowers have an ergonomic driver interface with easy-access controls and hydraulic power steering. The large wheels provide excellent ride comfort during long working hours.

9. EASY-ACCESS SERVICING POINTS

The tilting hood, easy-access servicing points and the front-mounted cutting decks service position all facilitate the daily maintenance checks and servicing. The greasable mandrels are easy to reach from above.

ELECTRONIC FUEL INJECTION (EFI)

The P 524X EFI and P 524XR EFI models are powered by Kawasaki engines with electronic fuel injection. The efficient combustion delivers the additional power and torque you need to maintain a higher speed in uneven terrain.



EXPLORE ONLINE

Find our entire range of front mowers and attachments
by visiting [husqvarna.com/ProRideOnFrontMowers](https://www.husqvarna.com/ProRideOnFrontMowers)


EXPLORE ONLINE

Find our entire range of zero-turn mowers and attachments by visiting [husqvarna.com/ProZeroTurnMowers](https://www.husqvarna.com/ProZeroTurnMowers)



6 Articulated steering



Faster cutting and great results 1

Built for durability 2

Premium suspension seat 4

Driving comfort 3

6 Designed for serviceability

Automatic parking brake 5

FLEXIDRIVE REMOTE CONTROL

The Flexidrive remote control on P 524XR EFI offers seamless transition between seated and remote mode. The operator can mow ordinary surfaces seated and mow hill sides and slopes with remote control, reducing the risk of roll-over accidents.

ELECTRIC DRIVE MODE

When you stop mowing and start moving the P535HX from one lawn to another, you can switch to pure electric drive mode and let the electric drive motors do the job. Without disturbing the surroundings more than an electric golf cart would do.

FUEL-EFFICIENT HYBRID SYSTEM

The fuel consumption for our hybrid frontmower P535HX is lowered by up to 30% when compared to a 25 hp conventional diesel frontmower working under the same conditions (depending on drive cycle).

Top features of Husqvarna zero-turn mowers
1. FASTER CUTTING AND GREAT RESULTS

On our Z500 series, the combination of deep cutting decks, high-performance blades and optimised deck baffles allows for exceptional cut quality and faster cutting speed, translating to increased productivity.

2. BUILT FOR DURABILITY

We've built our Z500 series with the toughest materials to ensure a long and productive product life: Weld-reinforced tubular steel frames, cast-iron spindles and heavy-duty, fabricated cutting decks.

3. DRIVING COMFORT

Great handling. Great balance. Great manoeuvrability. Our Z500 series provides great comfort with ergonomic controls, dampened steering levers and features like automatic park brake and hands-free deck lift.

4. PREMIUM SUSPENSION SEAT

Heavily bolstered cushions provide all day comfort for the operator. Combined with a dial by weight full suspension seat, the Z500 series provides extreme comfort under the most adverse situations.

5. AUTOMATIC PARKING BRAKE

The patent-pending parking brake system automatically activates or deactivates as the steering levers are moved outward or inward.

6. DESIGNED FOR SERVICEABILITY

The open design on our Z500 series means easy service access to the engine, drive system and cutting deck.



HUSQVARNA FRONT MOWERS

Commercial machines for full-time use. Designed with a strong focus on function and maneuverability to maximize performance, productivity and convenience. Can be equipped with a wide range of attachments for all-season use.

HYBRID FRONT MOWER

P535HX



1123 cm³ 
 17.8 kW @ 3000 rpm 
 132/155/180 cm 
 30-112 mm 


Equipped with hybrid technology, the most powerful front mower in the Husqvarna range. Two electric motors power the wheel drive axles, while the PTO and electric generator are powered by a 1123cc Kubota diesel engine. The 20" wheels, all-wheel drive and articulated steering make it easy to manoeuvre even in rough terrain and complex areas. Prepared for high capacity cutting decks up to 180 cm, providing an excellent result in any terrain. Heavy-duty, durable components and ease of service make for uncompromised durability and maximum uptime. Thanks to Bluetooth® connectivity, you can easily integrate your Rider with Husqvarna Fleet Services.

- Power steering
- Electric All-Wheel Drive (AWD)
- Hydraulic equipment lift
- ROPS
- Dynamic full-color display
- Quiet transport mode with hybrid driveline for a better noise climate
- Hydraulic attachment kit
- Grammer full suspension seat
- Dual LED lights
- 4.2 kWh Li-ion 52V batteries
- Plug-in charging (accessory)
- HVO100 ready
- Integrated connectivity



ELECTRIC MODE

Quiet transfers

When you stop mowing and start moving the P535HX model from one lawn to another, you can switch to pure electric drive mode and let the electric drive motors do the job. Without disturbing the surroundings more than an electric golf cart would do.

ENERGY EFFICIENCY

Hybrid drive system

The hybrid drive system balances the two energy sources to reduce the energy consumption and optimise the output on the PTO. Depending on drive cycle, the fuel consumption is lowered by up to 30% when compared to a 25 hp conventional diesel frontmower working under the same conditions. The engine is ready for bio diesel (HVO100) allowing you to reduce your carbon footprint even further.

DIESEL FRONT MOWER

P525DX



1123 cm³
17.8 kW @ 3000 rpm
132 / 155 cm
30 - 112 mm



A large, diesel-powered front mower, equipped with 20" wheels and a 1123cc Kubota diesel engine. The all-wheel drive and articulated steering make it easy to manoeuvre even in rough terrain and complex areas. Prepared for high-capacity cutting decks up to 155 cm, providing an excellent result in any terrain. It's the perfect choice for hotels, housing agencies, municipalities and contractors. Heavy-duty, durable components and ease of service make for uncompromised durability and maximum uptime. Thanks to Bluetooth® connectivity, you can easily integrate your Rider with Husqvarna Fleet Services.

- Power steering
- All-Wheel Drive (AWD)
- Hydraulic equipment lift
- ROPS
- High contrast segment display
- Dual LED lights
- HVO100 ready
- Integrated connectivity

DIESEL FRONT MOWER

P520DX



898 cm³
14.5 kW @ 3000 rpm
132 / 155 cm
30 - 112 mm



High-performing, diesel powered frontmower, equipped with 20" wheels and a 898cc Kubota diesel engine. The all-wheel drive and articulated steering make it easy to manoeuvre even in rough terrain and complex areas. Prepared for high-capacity cutting decks up to 155 cm, providing an excellent result in any terrain. It's the perfect choice for hotels, housing agencies, municipalities and contractors. Heavy-duty, durable components and ease of service make for uncompromised durability and maximum uptime. Thanks to Bluetooth® connectivity, you can easily integrate your Rider with Husqvarna Fleet Services.

- Power steering
- All-Wheel Drive (AWD)
- Hydraulic equipment lift
- ROPS
- High contrast segment display
- Dual LED lights
- HVO100 ready
- Integrated connectivity

DIESEL FRONT MOWER

P525DX WITH CABIN



1123 cm³
17.8 kW @ 3000 rpm
132 / 155 cm
30 - 112 mm







A large, diesel-powered front mower, equipped with 20" wheels and a 1123cc Kubota diesel engine. The all-wheel drive and articulated steering make it easy to manoeuvre even in rough terrain and complex areas. Prepared for high-capacity cutting decks up to 155 cm, providing an excellent result in any terrain, it's the perfect choice for hotels, housing agencies, municipalities and contractors. Heavy-duty, durable components and ease of service make for uncompromised durability and maximum uptime. Thanks to the cabin and the abundant supply of attachments, it easily becomes a versatile, all-year round tool for all sorts of ground care tasks, including snow removal, brush-wood cutting and sweeping. Fully equipped with road lights, work lights, counterweight and rotating beacon light

- Power steering
- All-Wheel Drive (AWD)
- Hydraulic equipment lift
- High contrast segment display
- Hydraulic attachment kit
- Grammer full suspension seat
- Dual LED lights
- Cabin with heating
- HVO100 ready
- Integrated connectivity



PETROL FRONT MOWER

P524XR EFI**NEW**

726 cm³ 
 15.6 kW @ 3000 rpm 
 112/122/137 cm 
 25-100 mm 



Highly capable and compact, Kawasaki-powered front mower with optional remote control functionality. Equipped with all-wheel drive and articulated steering, making it easy to manoeuvre even in complex areas. The remote control adds versatility since it enables mowing in steep slopes with the operator standing at a safe distance. Integrated warning lights in front and rear for 360° visibility. Heavy-duty, durable components and ease of service maximise the durability and uptime. The electronic fuel injection (EFI) increases power and torque, while lowering fuel consumption and emissions. Thanks to Bluetooth® connectivity, you can easily integrate your Rider with Husqvarna Fleet Services.

- FlexiDrive – remote control option
- Kawasaki EFI-engine
- Power steering
- All-Wheel Drive (AWD)
- Electric equipment lift
- ROPS
- High contrast segment display
- Dual LED lights
- 360° warning lights
- Integrated connectivity





**FLEXIDRIVE****For more productive workdays**

The 2-in-1 concept with remote control on P 524XR EFI offers seamless transition between seated and remote mode. The operator can mow ordinary surfaces seated and mow hill sides and slopes with remote remote control, meaning more productive operation with one machine. Switching the machine's driving characteristics from operator seated mode to remote mode is done within 30 seconds. The machine can only be operated remotely when the operator's seat is vacant and the remote-control is connected to the machine.



PETROL FRONT MOWER

P524X EFI

726 cm³ 
 15.6 kW @ 3000 rpm 
 112/122/137 cm 
 25-100 mm 



Capable and compact, Kawasaki-powered front-mower. Equipped with all-wheel drive and articulated steering, it's easy to manoeuvre even in complex areas, making it a great choice for hotels, housing agencies, municipalities and contractors. Heavy-duty, durable components and ease of service make for uncompromised durability and maximum uptime. The electronic fuel injection (EFI) increases power and torque, while lowering fuel consumption and emissions. It also makes starting easy by eliminating the need for a manual choke. Thanks to Bluetooth® connectivity, you can easily integrate your Rider with Husqvarna Fleet Services.

- Kawasaki EFI-engine
- Power steering
- All-Wheel Drive (AWD)
- Electric equipment lift
- ROPS
- High contrast segment display
- Dual LED lights
- Integrated connectivity

PETROL FRONT MOWER

P524X

726 cm³ 
 13.9 kW @ 3000 rpm 
 112/122 cm 
 25-80 mm 



Capable and compact, Kawasaki-powered front-mower. Equipped with all-wheel drive and articulated steering, it's easy to manoeuvre even in complex areas, making it a great choice for hotels, housing agencies, municipalities and contractors. Heavy-duty, durable components and ease of service make for uncompromised durability and maximum uptime. Thanks to Bluetooth® connectivity, you can easily integrate your Rider with Husqvarna Fleet Services.

- Power steering
- All-Wheel Drive (AWD)
- Electric equipment lift
- ROPS
- High contrast segment display
- Dual LED lights
- Integrated connectivity







HUSQVARNA ZERO-TURN MOWERS

With a zero-turn mower from Husqvarna, you get the job done quickly and comfortably. You cross the lawn rapidly, and the sharp turns make sure no grass is left uncut. The Z560X model is developed for tough commercial use, so you can rely on it to deliver excellent results year after year.

ZERO-TURN MOWER

Z560X



852 cm³ 
 17.9 kW @ 3000 rpm 
 152 cm 
 25-127 mm 

Commercial, zero-turn mower with high speed and great manoeuvrability, for efficient mowing of large lawns. The 152 cm (60") deck produces an excellent cut quality, while the durable design and easy maintenance make for a long and trouble-free product life.

- Heavy duty fabricated cutting deck
- Spring-assisted deck height adjustment
- Hydro-Gear® ZT5400 Transmissions
- Premium suspension seat
- Large fuel tanks with LED gauges
- Foldable ROPS





HUSQVARNA RIDERS

Our 400-series Riders are high-performance machines, developed for semi-professional use where professional power, capacity and comfort is required. Typical users include property owners, cemeteries and hotels. A wide range of attachments make them ready for year-round use.

PETROL RIDER

R 420TsX AWD



726 cm³ 
 14.0 @ 3000 rpm 
 103/112/122 cm 
 25-75 mm 



A compact, high-performance All-wheel-drive Rider with a powerful Kawasaki V-twin Engine and power steering that easily manages large, tight and hilly areas. The XChange attachment frame allows you to change attachments quickly and without the use of tools. Thanks to Bluetooth® connectivity, you can easily integrate your Rider with Husqvarna Fleet Services. Equipped with dual LED lights, an adjustable steering wheel and a convenient luggage rack, R 420TsX AWD is an excellent choice for private estates, sports facilities and hotels with large areas to maintain year-round. The R 420TsX AWD Rider is delivered deckless and can be fitted with 103, 112 and 122 cm Combi cutting decks.

- Power steering
- All-Wheel Drive (AWD)
- Drive-in-drive-out attachment frame
- Hydraulic equipment lift
- High-contrast segment display
- Dual LED lights
- Integrated connectivity



ATTACHMENTS FOR FRONT MOWER P 535HX/P 525DX/P 520DX MODELS



COMBI DECKS

Husqvarna Combi decks combine very efficient BioClip mulching with rear discharge. The heavy-duty design is stamped from one piece of 4.5 mm steel, which contributes to its high efficiency, thanks to the optimised airflow. Shaft PTO driven. All decks are equipped with replaceable side skid wears. Choose between 132

(52") or 155 cm (61") cutting width. X-model cutting decks come with hydraulic height adjustment.

967 97 83-01, Combi 132
967 97 85-01, Combi 132X
967 97 84-01, Combi 155
967 97 86-01, Combi 155X



HUSQVARNA R180 CUTTING DECK

A robust, 180 cm (72") wide rear discharge cutting deck. Optimal for use with the hybrid front mower Husqvarna P 535HX. Shaft PTO driven and highly productive thanks to increased cutting width and mowing speed, when compared to Husqvarna Combi decks. Easy to install and operate.

967 98 56-01

NEW

HYBRID TURF DETHATCHER



When removing thatch on hybrid grass football pitches, you cannot use a standard aerator or vertical cutter. The hybrid turf dethatcher is designed to remove and collect the thatch efficiently without damaging the reinforcement net. With regular dethatching, the renovation cycle for the hybrid turf can be extended up to 5-6 years, reducing costs and closed-down time. Developed in cooperation with the Swedish Football Association. Requires hydraulic kit and counterweight.

546 48 61-01

FLAIL MOWER



Shaft PTO driven flail mower. Updated design with reinforced bevel gear, increased cutting height range and improved performance in dense vegetation. The front support wheels pivot and come with solid tyres. Working width 120 cm. Requires counterweight.

596 86 75-01

BROOM



Shaft PTO driven broom for efficient clearing of thin snow, leaves and debris. Max/min working width 130/120 cm. Requires hydraulic kit and counterweight.

590 45 00-01

UTILITY BUCKET



Hydraulic adjustment of angling and emptying. Working width 120 cm. Loading capacity 65 kg. Requires hydraulic kit and counterweight.

965 99 74-01

WEED BRUSH



Shaft PTO driven rotating steel brush for efficient removal of weed and dirt in gutters, walking paths and along curbstones. Brush angle is adjustable from seat. Diameter 50 cm. Requires hydraulic kit and counterweight.

597 75 08-01

SPREADER



Electric spreader for gritting and de-icing walkways. Stepless adjustable roller speed. The galvanised bucket holds 70 litres. Requires power outlet kit.

536 90 35-01

SNOW BLADE



Rugged steel snow blade. Hydraulic angle adjustment and 140 cm working width. Requires hydraulic kit and counterweight. To meet requirements on different markets, the blade must be completed with either skids and a scraper or with support wheels and a rubber scraper.

- 592 75 51-01, Snow blade, base set
- 592 75 52-01, Steel skids and steel scraper
- 592 75 53-01, Support wheels and rubber scraper

FOLDING PLOUGH



Individual, hydraulic, adjustable blades. Reversible Hardox® steel wears. Two adjustable skid plates. Max/min working width 140/119 cm. Requires hydraulic kit and counterweight.

965 99 72-01

SNOW THROWER



Shaft PTO driven, highly efficient and heavy-duty two-stage snow thrower. Requires hydraulic kit and counterweight. Working width 120 cm, chute rotation 300 degrees.

590 45 19-01

CYCLONE SPREADER



For sand, salt, seeds or fertiliser up to 8 mm. With a volume of 70 litres, steplessly adjustable rotating plate speed and a lid that can be opened and closed from the seat.

967 09 89-01


BLOWER



Shaft PTO driven blower for cleaning of large open areas. Powerful low noise fan capable of 80 m³/min air flow. . 360-degree rotating air outlet adjustable from seat. Requires hydraulic kit.

587 93 29-01

COUNTERWEIGHT



Rear counterweight for improved grip and stability. Must be used when operating some of the front-mounted attachments. Total weight 62 kg. Includes 5 x 10 kg stackable, separate weights to be installed to a mounting frame (12 kg)

529 95 79-01



GRAMMER™ SEAT



Deluxe seat with many options for personal settings for optimum ergonomics. Available with or without heated seat cushion. Armrests available as accessories.

- 967 00 84-01, Grammer Primo M seat
- 967 00 84-02, Grammer Primo M seat, with heating
- 965 89 68-01, Grammer armrest kit, right
- 965 89 70-01, Grammer armrest kit, left

HYDRAULIC KIT



Two auxiliary hydraulic connections to control front-mounted attachments. Includes valve, switch, hoses with connectors and wires. For P 520DX model, other models have Hydraulic kit factory assembled.

529 95 80-01

ROAD KIT



We provide accessories needed for driving on public roads. Please check your local legislations to find out the requirements on your market.

- 966 79 09-01 Startkit
- 529 80 78-01 Startkit with LED lights
- 966 79 11-01 Low-speed vehicle triangle

ATTACHMENTS FOR FRONT MOWER P 524X MODELS AND 400 SERIES RIDERS

COMBI DECKS



Husqvarna Combi decks combine very efficient BioClip mulching with rear discharge. The durable design is stamped from one piece, which contributes to its high efficiency, thanks to the optimised airflow. Choose between 112 cm (44"), 122 cm (48") and 103 cm (40") cutting width. X-models cutting decks come with electric height adjustment. Must be combined with Power outlet kit.

970 72 71-01, Combi 122X, P524X series
 970 62 62-01, Combi 122, P524X series
 970 72 70-01, Combi 112X, P524X series
 970 62 63-01, Combi 112, P524X series
 967 64 91-01, Combi 122, R400 series
 967 64 90-01, Combi 112, R400 series
 967 64 89-01, Combi 103, R400 series

R137 CUTTING DECK



A robust, 137 cm (54") wide rear discharge cutting deck. Optimal for use with the Husqvarna P 524X EFI models. Highly productive thanks to increased cutting width and mowing speed, when compared to Husqvarna Combi decks. Mulch plug included. X-model cutting decks come with electric height adjustment. Must be combined with Power outlet kit.

970 72 72-01, R137X, P524X series
 970 61 20-01, R137, P524X series

FLAIL MOWER



Robust, reliable flail mower for rough areas with overgrown grass and low brushwood. Equipped with a hard-wearing mitre gear for maximum product life. Working width 100 cm.

536 90 00-01, P524X series
 596 28 92-01, R400 series

BROOM



Rotating broom for sweeping up leaves, snow etc. Can be angled to either side. Working width 120 cm. Broom for P524X has electric angle adjustment. Must be combined with Power outlet kit.

536 90 26-01, P524X series
 596 28 87-01, R400 series

RAKE



Rear-mounted attachment to be used in combination with gravel harrow for levelling out gravel and collecting weed. Lowered and lifted electrically from the driver's seat. Working width 125 cm. Requires electric kit.

536 90 31-01, P 524X series

GRAVEL HARROW



Front-mounted attachment ideal for loosening compacted gravel surfaces and cutting of weed roots. Recommended to use with rake for tidy result. Adjustable cutting depth. Working width 125 cm.

587 93 20-01, P 524X series

FOLDING PLOUGH



Compact and flexible folding plough in heavy-duty steel design. Electric adjustment of the blades makes it usable as an V-plough, point plough or diagonal plough. Equipped with rubber scrape blade. Working width 120 cm. Requires Electric kit.

536 90 27-01, P524X series
 596 28 93-01, R400 series

SNOW BLADE



Rugged steel blade with steel blade edge. Working width 125 cm.

536 90 02-01, P 524X series
 596 29 00-01, R400 series
 531 00 71-34, rubber blade

SNOW THROWER



Highly effective, heavy-duty dual-stage thrower with a working width of 100 cm, chute rotation 180 degrees. Requires electric kit. Snow thrower for P524X has electric angling of chute.

536 90 30-01, P 524X series
 596 28 93-01, R400 series

TRAILER



Spacious trailer made of sturdy steel. Tippable with folding tailgate for easy loading and unloading. Loading dimensions (L×W×H) 123×90×30 cm. Can be equipped with coupling for 50 mm ball type hook.

953 51 17-03

PROFI SPREADER



Rugged, high-quality spreader with an electrically operated spreader roller that guarantees uniform and reliable spreading. Easily adjustable flow. The protective grille on top can also be used as a screen when filling with fertiliser, salt, sand or fine gravel with a particle size up to 30 mm. Requires Electric kit. Can be equipped with coupling for 50 mm ball type hook.

536 90 33-01

GRAMMER™ SEAT



Deluxe seat for the P 524X series with many options for personal settings for optimum ergonomics. Available with or without heated seat cushion. Armrests available as accessories.

966 95 42-01, Grammer Primo M seat

966 95 42-02, Grammer Primo M seat, with heating

965 89 68-01, Grammer armrest kit, right

965 89 70-01, Grammer armrest kit, left

POWER OUTLET KIT



For attachments requiring electric connection, the front mower must be equipped with Power outlet kit.

537 63 59-01, Power outlet kit, front P524X

537 63 60-01, Power outlet kit, rear P524X

ATTACHMENTS FOR ZERO-TURN MOWERS

COLLECTION SYSTEM



3 collector bins

DFS-system

Efficient collection system for grass clippings or leaf cleanup. Durable nylon bins with easy attachment of fan and collector. The impact resistant construction of housing and fan reduces weight and maximises air flow. The in-line impeller design allows for maximum air velocity and efficiency. Available as three-bag versions or the convenient DFS-system which allows you to empty the collector without having to leave your seat. Both kits need to be complemented with a drive kit (except Z448).

967 32 27-01, DFS-system (390 litres), Z560X

967 32 26-01, 3 collector bins (460 litres), Z560X

966 40 72-01, drive kit, Z560X

598 39 02-01 3 collector bins (320 litres), Z454X

598 39 04-01, drive kit, Z454X

598 53 28-02, 3 collector bins (320 litres), Z448

MULCHING KIT




Reduces your lawn clippings to a fine fertilising mulch and re-deposits them to your lawn.

966 44 47-01, Z560X

598 39 05-01, Z454X

582 56 00-01, Z448

LIGHT KIT FOR ROPS



ROPS-mounted light kit features twin 35W halogen lights with simple clamp-on installation. Harness plugs into existing accessory plug for convenient function from the ignition key switch.

576 80 90-01

OPERATOR CONTROLLED DISCHARGE CHUTE

A simple pull of the lever temporarily closes off the cutting deck's discharge opening when mowing along sidewalks, roads, flowerbeds etc. ensuring added efficiency and property protection while mowing.

966 48 87-01, Z560X

RIDE-ON MOWERS

FRONT MOWERS

	P 535HX	P 525DX	P 525DX W CABIN	P 520DX	P524XR EFI
TECHNICAL SPECIFICATIONS					
Engine manufacturer	Kubota	Kubota	Kubota	Kubota	Kawasaki
Engine name	D1105	D1105	D1105	D 902	FX730V EFI
Net power at preset rpm, kW	17.8 @ 3000	17.8 @ 3000	17.8 @ 3000	14.7 @ 3000	15.6 @ 3000
Fuel type	Diesel incl HVO100	Diesel incl HVO100	Diesel incl HVO100	Diesel incl HVO100	Petrol
Transmission type	Electric AWD	Hydrostatic AWD	Hydrostatic AWD	Hydrostatic AWD	Hydrostatic AWD
Cylinder displacement, cm ³	1123	1123	1123	898	726
Cylinders	3	3	3	3	2
Sound power level, guaranteed (LWA), dB(A) *	105	105	104	105	105
Sound pressure level at operator's ear, dB(A) **	91	90	84	88	90
Vibration level steering wheel, m/s ² ***	2.5	2.5	1.3	1.3	2.5
Vibration level seat, m/s ² ***	0.5	0.5	0.3	0.3	0.5
Engine cooling	Liquid	Liquid	Liquid	Liquid	Air
Generator, A	40 (12 V) and 80 (48 V)	40	40	40	20
Battery, V/Ah	12/62 (12 V) and 52/40 (48 V)	12 /62	12 /62	12 /62	12 /24
Air filter type	Heavy-duty canister style	Heavy-duty canister style	Heavy-duty canister style	Heavy-duty canister style	Heavy-duty canister style
Fuel tank volume, litre	23	23	23	23	21
Oil tank volume (incl. oil filter), litre	3.3	3.3	3.3	3.3	2.1
Transmission manufacturer	Benevelli	Kanzaki	Kanzaki	Kanzaki	Kanzaki
Transmission model	TX2	KTM 23	KTM 23	KTM 23	KTM 23
Speed forward, min - max, km/h	0-19.5	0-19	0-19	0-17.5	0-13
Speed reverse, min - max, km/h	0-11	0-15	0-15	0-13.5	0-9
Uncut circle, cm	58	58	58	55	50
Optional cutting decks	R180 /Combi 155X/ Combi 155/Combi 132X/ Combi 132	Combi 155X/Combi 155/ Combi 132X/Combi 132	Combi 155X/Combi 155/ Combi 132X/Combi 132	Combi 155X/Combi 155/ Combi 132X/Combi 132	R137/Combi 122/ Combi 112
Deck thickness, mm	4.5	4.5	4.5	4.5	3
Cutting width, cm	132-180	132-155	132-155	132-155	112-137
Cutting height, min - max, cm	30-112	30-112	30-112	30-112	25-100
Cutting height steps	7	7	7	7	6
Blade engagement	Electric clutch	Electric clutch	Electric clutch	Electric clutch	Electric clutch
Frame construction type	Ladder frame	Ladder frame	Ladder frame	Ladder frame	Ladder frame
Seat type	Full suspension	Full suspension	Full suspension	Full suspension	Premium
Tyre size front, inch	20×10-10	20×10-10	20×10-10	20×8-10	18×11-10
Tyre size rear, inch	20×10-10	20×10-10	20×10-10	20×8-10	18×11-10
Wheelbase, cm	106	106	106	106	100
Ground clearance, mm	134	140	140	140	105
Base machine length, cm	209	208	227	208	205
Base machine width, cm	116	115	115	113	113
Base machine height, cm	ROPS up 204, ROPS down 134	ROPS up 203, ROPS down 133	201 (ROPS available as accessory)	ROPS up 203, ROPS down 133	ROPS up 187, ROPS down 124
Weight (excl. fuel and cutting deck), kg	790	684	918	649	472
FEATURES					
Power steering	●	●	●	●	●
All-Wheel Drive (AWD)	●	●	●	●	●
Oil cooler	●	●	●	●	●
Hydraulic equipment lift	●	●	●	●	—
Electric equipment lift	—	—	—	—	●
Service position	●	●	●	●	●
12V outlet	●	●	●	●	●
ROPS	●	●	—	●	●
Integrated connectivity	●	●	●	●	●
Dynamic graphic display	●	—	—	—	—
High contrast segment display	—	●	●	●	●
Hydraulic attachment kit	●	●	●	(●)	—
Electric attachment kit (Power outlet kit)	—	—	—	—	(●)
Cup holder	—	—	—	—	●
Hybrid driveline	●	—	—	—	—
Headlights	●	●	●	●	●

(●) = Accessory *Noise emissions in the environment measured and calculated as guaranteed sound power level according to EC-Directive 2000/14/EC. The guaranteed sound power level includes variation in production as well as variation from the test code with 1-2 dB(A). Noise emissions and sound pressure level can be influenced by the cutting deck used. Declared figures are for the machine equipped with the most used cutting unit for the specific mower model. For further information, see the Operator's manual. **Sound pressure level according to EN ISO 5395-1. Reported data for sound pressure level has a typical statistical dispersion (standard deviation) of 1.2 dB(A). ***Vibration level according to EN ISO 5395-1. Reported data for vibration has a typical statistical dispersion of 0.2 m/s² (steering wheel) and 0.8 m/s² (seat). N/A = Values were not available at time of printing

ZERO-TURN MOWERS

RIDERS

P 524X EFI	P 524X	Z560X	Z454X	Z448	R 420TsX AWD	R 418TsX AWD
Kawasaki	Kawasaki	Kawasaki	Kawasaki	Kawasaki	Kawasaki	Kawasaki
FX730V EFI	FX691V	FX Series	FR Series	FR Series	FS691V	FS541V
15.6 @ 3000	13.9 @ 3000	17.9 @ 3000	16.1 @ 3000	16.1 @ 3000	14.0 @ 3000	10.8 @ 3000
Petrol	Petrol	Petrol	Petrol	Petrol	Petrol	Petrol
Hydrostatic AWD	Hydrostatic AWD	Hydrostatic	Hydrostatic	Hydrostatic	Hydrostatic AWD	Hydrostatic AWD
726	726	852	726	726	726	603
2	2	2	2	2	2	2
105	105	105	105	105	98	99
91	90	88	88	88	82	84
2.5	2.5	1.23	1.74	1.52	2.7	2.17
0.5	0.5	0.09	0.67	0.4	0.2	0.29
Air	Air	Air	Air	Air	Air	Air
20	20	15	15	15	20	20
12/24	12/24	12/12	12/12	12/12	12/24	12/24
Heavy-duty canister style	Heavy-duty canister style	Heavy-duty canister style	Auto style paper	Auto style paper	Dual element	Dual element
21	21	45.4	22	22	17	17
2.1	2.1	2.0	2.1	2.1	1.7	1.7
Kanzaki	Kanzaki	Hydro-Gear	Parker	Parker	Tuff Torq	Tuff Torq
KTM 23	KTM 23	Z15400	HTE-12	HTE-10	KTM 13 / K664	KTM 13 / K664
0-13	0-13	0-16	0-14	0-14	0-9	0-9
0-9	0-9	0-7	0-6.5	0-6.5	0-7	0-7
50	50	0	0	0	70	70
R137/Combi 122/ Combi 112	Combi 122/Combi 112	—	—	—	Combi 103/Combi 112/ Combi 122	Combi 103/Combi 112
3	3	4.5 (7 gauge)	3.5 (10 gauge)	3.5 (10 gauge)	2.8	2.8
112-137	112-122	152	137	122	103-122	103-112
25-100	25-80	25-127	38-114	38-114	25-75	25-75
6	6	16	13	13	7	7
Electric clutch	Electric clutch	Electromagnetic clutch	Electromagnetic clutch	Electromagnetic clutch	Electric clutch	Electric clutch
Ladder frame	Ladder frame	2×3" welded tubular steel 11ga.	2×3" welded tubular steel 13ga.	2×3" welded tubular steel 13ga.	Box frame	Box frame
Premium	Premium	Premium, suspension	Professional, suspension	Professional	Premium	Premium
18×8.5-8	18×8.5-8	13×6.5-6 (Flat Free)	13×6.5-6	13×6.5-6	200/65-8	200/65-8
18×8.5-8	18×8.5-8	24×12-12	23×10.5-12	22×10-10	200/65-8	200/65-8
100	100	127	124	124	96	96
105	105	N/A	N/A	N/A	110	110
205	205	206	194	194	207	207
98	98	154	140	125	96	96
ROPS up 187, ROPS down 124	ROPS up 187, ROPS down 124	117	127	124	118	118
437	433	630 (incl. cutting deck)	392 (incl. cutting deck)	329 (incl. cutting deck)	325	308
●	●	—	—	—	●	●
●	●	—	—	—	●	●
●	●	—	—	—	—	—
—	—	—	—	—	●	●
●	●	—	—	—	—	—
●	●	—	—	—	●	●
●	●	—	—	—	●	●
●	●	●	●	●	—	—
●	●	—	—	—	●	●
—	—	—	—	—	—	—
●	●	—	—	—	●	●
—	—	—	—	—	—	—
(●)	(●)	—	—	—	—	—
●	●	●	●	●	●	●
—	—	—	—	—	—	—
●	●	(●)	(●)	(●)	●	●



NOMINAL POWER The EU machinery directive (2006/42/EC) came into force on January 1, 2010, requiring manufacturers to declare the nominal power of engines, in kilowatts (kW). The power rating of the engines indicated is the average net power output during a normal working situations and meets applicable noise regulations (at specified rpm, see owner manual) of a typical production engine for the engine model measured to SAE standard J1349/ISO 1585. Mass production engines may differ from this value. Actual power output for the engine installed in the final machine will depend on the operating speed, environmental conditions and other variables.



Lawn mowers

Our commercial lawnmowers come equipped with smart and convenient features to make your work more productive. Their powerful battery-powered motors and petrol engines, and their durable cutting decks, make them ideal for cutting just about any area. Thanks to their robust design they'll be reliable workmates for many years. Husqvarna's constant focus on ergonomics and user-friendliness means you can keep up the pace and stay efficient even during longer shifts.

30 Manage and optimise your fleet by using Husqvarna Fleet Services

34 Discover the high-performing and flexible Husqvarna BLi-X 36V battery system


EXPLORE ONLINE

Find our entire range of lawn mowers and accessories by visiting [husqvarna.com/ProLawnMowers](https://www.husqvarna.com/ProLawnMowers)



User-centric design 1

Durable aluminium chassis 2

Efficient mulching 3

Digital keypad 6

4-speed direct drive 9

PowerBoost™ 10

5 Dependable battery power

Dual battery slots 7

Backpack battery mount 8

4 High-capacity collectors

Top features of Husqvarna lawn mowers

1. USER-CENTRIC DESIGN

Thanks to features and functions like anti-vibration handles and easy start, you will experience better ergonomics, less vibrations and an easier workday.

2. DURABLE ALUMINIUM CHASSIS

Our cutting decks are cast in one-piece aluminium for optimal torsional rigidity and long service life. It's a light material, it doesn't rust, and it is solid enough for years of tough operation.

3. EFFICIENT MULCHING

Our mulching mowers cut the grass into fine clippings. These quickly break down to fertilize the grass roots. The grass grows strong and healthy, while weed and moss are discouraged.

4. HIGH-CAPACITY COLLECTORS

Our commercial collector mowers are equipped with high-capacity collectors with dust blocker and convenient one-hand emptying.

5. DEPENDABLE BATTERY POWER

Our 500-series battery-powered lawn mowers are designed for commercial use. This means powerful brushless motors, durable aluminium chassis and superb mowing performance even in tall grass, whether you prefer mulching or collection.

6. DIGITAL KEYPAD

On our battery-powered lawn mowers, the digital keypad on the handle makes it easy to check the battery status, switch savE™ on/off and adjust the variable speed (on self-propelled models).

7. DUAL BATTERY SLOTS

For maximum runtime and convenient productivity, our battery-powered lawn mowers have two battery slots with an automatic switch. When battery #1 is empty, just put it in the charger and continue working with battery #2.

8. BACKPACK BATTERY MOUNT

With the optional mounting bracket, you can attach a backpack battery directly on top of the battery mower, instead of wearing a harness. Use your backpack battery, save your back.

9. 4-SPEED DIRECT DRIVE

The drive wheels on our battery-powered lawn mowers have a direct drive transmission with a dedicated, brushless electric motor. For transporting, the forward drive can be activated without engaging the blades.

10. POWERBOOST™

The PowerBoost function on our battery-powered lawn mowers increases the rpm of the cutting blades automatically when working in tough conditions. This gives a "petrol-like" user experience when, for instance, mowing tall grass.



500-SERIES – FOR FULL-TIME USE

Commercial machines for full-time use. Built on a cast aluminum framework with either powerful batteries as power sources or true commercial petrol engines. Designed with a strong focus on maneuverability and ergonomic solutions for the operator.

PETROL LAWN MOWER

KLIPPO™ LB 553Sqe



Self-propelled, petrol lawnmower with a 53-cm BioClip mulching cutting deck, and front-wheel drive for improved handling. It's designed for tough professional use and to provide great results – even in wet weather – as well as excellent operator comfort. It also comes with special features that make it easy to start, as well as an ergonomic anti-vibration handle

- BioClip™
- Self-propelled, single speed
- Strong and durable aluminium chassis
- Side protection bumper
- Ergonomic, side-adjustable handle
- Anti-vibration handle

PETROL LAWN MOWER

LC551 VBP



Self-propelled, Kawasaki-powered lawnmower with a 51-cm cutting deck, collection unit and rear-wheel drive. The variable speed gives you more control when cutting complex lawns, while the blade brake clutch and side-protection bumper make working in tough conditions easier.

- Collection/ BioClip™/Rear discharge
- Self-propelled, variable speed
- Strong and durable aluminium chassis
- Handle height adjustment
- Blade brake clutch
- Side and front protection bumper
- Easy foldable handle

PETROL LAWN MOWER

LC 551SP



Self-propelled, Kawasaki-powered lawnmower with a 51-cm cutting deck, collection unit and rear-wheel drive. Lightweight and compact yet robust walk-behind mower with powerful engine, large fuel tank and high-quality, durable wheels.

- Collection/BioClip™/Rear discharge
- Self-propelled, single speed
- Strong and durable aluminium chassis
- Handle height adjustment
- Easy foldable handle

PETROL LAWN MOWER

LC 551VQ



Self-propelled collection lawnmower with a 51-cm cutting deck. The variable speed and rear-wheel drive give you more control when cutting complex lawns. Equipped with the powerful Husqvarna HS 166AP engine, large fuel tank, and high-quality, durable wheels.

- Collection/BioClip™/Rear discharge
- Self-propelled, variable speed
- Strong and durable aluminium chassis
- Handle height adjustment
- Easy foldable handle

PETROL LAWN MOWER

KLIPPO™ LB 548Sqe



Self-propelled, petrol lawnmower with a 48-cm BioClip mulching cutting deck, and front-wheel drive for improved handling. Ideal for professionals who want great results and good ergonomics when working on mid-sized lawns. It also comes with special features that make it easy to start, and equipped with an ergonomic anti-vibration handle.

- BioClip™
- Self-propelled, single speed
- Strong and durable aluminium chassis
- Side protection bumper
- Ergonomic, side-adjustable handle
- Anti-vibration handle

PETROL LAWN MOWER

GX 560



Husqvarna GX 560 is a commercial lawnmower for the steepest grass surfaces with a slope of up to 45°. The mower floats on an air cushion and is therefore very easy to manoeuvre. The product type is almost mandatory for the maintenance of bunker edges on golf courses, but is also very suitable for the maintenance of other difficult slopes, municipal or privately owned.

- Air cushion
- Manoeuvrable
- Cuts on slopes up to 45°

BATTERY LAWN MOWER

LB 553iV

Self-propelled, battery-powered lawnmower with a robust 53-cm mulching cutting deck and front-wheel drive. The variable speed and intuitive keypad give you full control on all lawns. Ideal for professionals who are looking for a quiet and powerful mower with low running costs.

- Brushless motor
- BioClip™
- Self-propelled, 4-step variable speed
- savE™
- Dual battery slots and backpack option
- Weatherproof (IPX4)
- PowerBoost™
- Side protection bumper
- Intuitive keypad
- Ergonomic, side-adjustable handle

BATTERY LAWN MOWER

LC 551iV

Self-propelled, battery-powered lawnmower with a robust 51-cm cutting deck, collection unit and rear-wheel drive. Its variable speed gives you more control when cutting complex lawns. Ideal for professionals looking for a quiet and powerful mower with low running costs.

- Brushless motor
- Collection/ BioClip™/Rear discharge
- Self-propelled, 4-step variable speed
- savE™
- Dual battery slots and backpack option
- Weatherproof (IPX4)
- PowerBoost™
- Side and front protection bumper
- Intuitive keypad

BATTERY LAWN MOWER

LB 548i

Robust, battery-powered lawnmower with a 48-cm mulching cutting deck. Extremely easy to start and operate. Ideal for professionals who are looking for a quiet and powerful mower with low running costs.

- Brushless motor
- BioClip™
- savE™
- Dual battery slots and backpack option
- Weatherproof (IPX4)
- PowerBoost™
- Side protection bumper
- Intuitive keypad
- Ergonomic, side-adjustable handle



400 SERIES – FOR SEMI-PROFESSIONAL USE

High-performance mowers for semi-professional use. Quality and durability characterise all models in the 400-series, designed for demanding tasks with both powerful batteries as power sources or reliable petrol engines.

PETROL LAWN MOWER

KLIPPO™ LB 453SQ



A full-sized, compact, front-wheel driven single-speed BioClip mulching mower. Intended for semi-professional use on medium- to large-sized areas. The KLIPPO™ platform is well-known for outstanding durability and reliable performance. Equipped with the powerful Husqvarna HS 166AP engine, large fuel tank, cast aluminium decks and ergonomic side-adjustable handle.

- BioClip™
- Self-propelled, single speed
- Durable aluminium chassis
- Ergonomic, side-adjustable handle

PETROL LAWN MOWER

KLIPPO™ LB 453S



A full-sized, compact, front-wheel driven single-speed BioClip mulching mower. Intended for semi-professional use on medium- to large-sized areas. The KLIPPO™ platform is well-known for outstanding durability and reliable performance. Equipped with high-specified and easy-start Honda GCV-engines, cast aluminium decks and ergonomic side-adjustable handle.

- BioClip™
- Self-propelled, single speed
- Durable aluminium chassis
- Ergonomic, side-adjustable handle

PETROL LAWN MOWER

KLIPPO™ LB 448SQ



A standard-sized, compact, front-wheel driven single-speed BioClip mulching mower. Intended for semi-professional use on medium-sized areas. The KLIPPO™ platform is well-known for outstanding durability and reliable performance. Equipped with the powerful Husqvarna HS 166AP engine, large fuel tank, cast aluminium decks and ergonomic side-adjustable handle.

- BioClip™
- Self-propelled, single speed
- Durable aluminium chassis
- Ergonomic, side-adjustable handle

PETROL LAWN MOWER

KLIPPO™ LB 448Q



A standard-sized, compact BioClip mulching push mower. Intended for semi-professional use on medium-sized areas. The KLIPPO™ platform is well-known for outstanding durability and reliable performance. Equipped with the powerful Husqvarna HS 166AP engine, cast aluminium deck and ergonomic side-adjustable handle.

- BioClip™
- Durable aluminium chassis
- Ergonomic, side-adjustable handle

PETROL LAWN MOWER

KLIPPO™ LB 448S



A standard-sized, compact and front-wheel driven single-speed BioClip mulching mower. Intended for semi-professional use on medium-sized areas. The KLIPPO™ platform is well-known for outstanding durability and reliable performance. Equipped with high-specified and easy-start Honda GCV-engines, cast aluminium decks and ergonomic side-adjustable handle.

- BioClip™
- Self-propelled, single speed
- Durable aluminium chassis
- Ergonomic, side-adjustable handle

PETROL LAWN MOWER

KLIPPO™ LB 448



A standard-sized, compact BioClip mulching push mower. Intended for semi-professional use on medium-sized areas. The KLIPPO™ platform is well-known for outstanding durability and reliable performance. Equipped with high-specified and easy-start Honda GCV-engines, cast aluminium decks and ergonomic side-adjustable handle.

- BioClip™
- Durable aluminium chassis
- Ergonomic, side-adjustable handle

NEW

PETROL LAWN MOWER

KLIPPO™ LB 442Q



A compact, easy to operate BioClip mulching push lawnmower. Intended for semi-professional use on small and complex areas. The KLIPPO™ platform is well-known for outstanding durability and reliable performance. Equipped with the powerful Husqvarna HS 166AP engine, large fuel tank, cast aluminium decks and ergonomic side-adjustable handle.

- BioClip™
- Durable aluminium chassis
- Side-adjustable handle

BATTERY LAWN MOWER

LB 448iV



A robust, self-propelled battery-powered lawnmower with 48 cm BioClip mulching cutting deck, for semi-professional use. The variable speed and front-wheel drive give you more control when cutting complex lawns. Extremely easy to start and operate. A reliable and quiet mower with low running costs and easy maintenance. Built on a durable aluminium cutting deck with high-level components and heavy-duty powerhead.

- Brushless motor
- BioClip™
- Self-propelled, 4-step variable speed
- PowerBoost™
- Weatherproof (IPX4)
- savE™
- Dual battery slots
- Ergonomic, side-adjustable handle

BATTERY LAWN MOWER

LB 448i



A robust, battery-powered push lawnmower with 48 cm BioClip mulching cutting deck for semi-professional use. Extremely easy to start and operate. A reliable and quiet mower with low running costs and easy maintenance. Built on a durable aluminium cutting deck with high-level components and heavy-duty powerhead.

- Brushless motor
- BioClip™
- PowerBoost™
- Weatherproof (IPX4)
- savE™
- Dual battery slots
- Ergonomic, side-adjustable handle

BATTERY LAWN MOWER

LB 442i



A robust, battery-powered push lawnmower with 42 cm BioClip mulching cutting deck for semi-professional use. Extremely easy to start and operate. A reliable and quiet mower with low running costs and easy maintenance. Built on a durable aluminium cutting deck with high-level components and heavy-duty powerhead.

- Brushless motor
- BioClip™
- PowerBoost™
- Weatherproof (IPX4)
- savE™
- Dual battery slots
- Ergonomic, side-adjustable handle



PETROL LAWN MOWERS	KLIPPO™ LB 553Sqe	LC 551VBP	LC 551SP	LC 551VQ	KLIPPO™ LB 548Sqe	GX 560
TECHNICAL SPECIFICATIONS						
Engine manufacturer	Husqvarna	Kawasaki	Kawasaki	Husqvarna	Husqvarna	Honda
Engine name	HS 166AP	FJ180 KAI	FJ180 KAI	HS 166AP	HS 166AP	GCVX-170
Cylinder displacement, cm ³	166	179	179	166	166	166
Net power at preset rpm, kW	2.75 @ 2900	2.9 @ 2800	2.9 @ 2800	2.7 @ 2800	2.75 @ 2900	3.4 @ 3150
Engine lubrication type	Splash	Pressure with oilfilter	Pressure with oilfilter	Splash	Splash	Splash
Fuel tank volume, litres	1.5	1.9	1.9	1.5	1.5	0.9
Drive system	Self-propelled, single speed	Self-propelled, variable speed	Self-propelled, single speed	Self-propelled, variable speed	Self-propelled, single speed	Push
Drive wheels	Front	Rear	Rear	Rear	Front	–
Speed, km/h	4.8	5.0	4.1	5.0	4.5	–
Cutting deck material	Aluminium	Aluminium	Aluminium	Aluminium	Aluminium	ABS Plastic
Cutting methods	BioClip™	Collection / BioClip™ / Rear discharge	Collection / BioClip™ / Rear discharge	Collection / BioClip™ / Rear discharge	BioClip™	BioClip™
Cutting width, cm	53	51	51	51	48	50.5
Cutting height, min – max, mm	28–65	26–74	26–74	26–75	30–60	10–30
Cutting height steps	5	6	6	6	6	3
Cutting height adjustment	Central	Central	Central	Central	Central	Central
Wheel size, front/rear, mm	203/203	210/210	210/210	210/210	203/203	–
Rims, material	Aluminium	Polymer	Polymer	Polymer	Steel	–
Blade type	Mulcher	Collect	Collect	Collect	Mulcher	Mulcher
Collector type	–	Fabric with dust blocker	Fabric with dust blocker	Fabric with dust blocker	–	–
Collector volume, litres	–	65	65	65	–	–
Handle type	Straight	Ergonomic	Ergonomic	Ergonomic	Straight	Comfort
Sound power level, guaranteed (LWA), dB(A)*	96	98	98	98	93	97
Sound pressure level at operator's ear, dB(A)**	83	84	87	86	79	86
Weight (excl. fuel), kg	38.5	52.5	48.5	51	34.5	18
FEATURES						
Double ball-bearing wheels	●	●	●	●	●	–
Throttle control	–	●	●	–	–	–
Foldable handle	–	●	●	●	–	●
Handle height adjustment	●	●	●	●	●	●
Ergonomic, side-adjustable handle	●	–	–	–	●	–
Blade brake clutch	–	●	–	–	–	–
Side protection bumper	●	●	–	–	●	–

*Noise emissions in the environment measured and calculated as guaranteed sound power level according to EC-directive 2000/14/EC. The guaranteed sound power level includes variation in production as well as variation from the test code with 1–2 dB(A).

**Sound pressure level according to EN ISO 5395-1. Declared sound pressure level has a typical statistical dispersion (standard deviation) of 1.5 dB(A).

KLIPPO™ LB 453SQ	KLIPPO™ LB 453S	KLIPPO™ LB 448SQ	KLIPPO™ LB 448Q	KLIPPO™ LB 448S	KLIPPO™ LB 448	KLIPPO™ LB 442Q	DBY51
Husqvarna	Honda	Husqvarna	Husqvarna	Honda	Honda	Husqvarna	Yamaha
HS 166AP	GCVX-170	HS 166AP	HS 166AP	GCVX-145	GCVX-145	HS 166AP	MA190V-LE
166	166	166	166	145	145	166	189
2.75 @ 2900	3.3 @ 2900	2.75 @ 2900	2.75 @ 2900	2.7 @ 2900	2.7 @ 2900	2.75 @ 2900	4.3 @ 3200
Splash	Splash	Splash	Splash	Splash	Splash	Splash	Splash
1.5	0.9	1.5	1.5	0.9	0.9	1.5	1.2
Self-propelled, single speed	Self-propelled, single speed	Self-propelled, single speed	Push	Self-propelled, single speed	Push	Push	Self-propelled, single speed
Front	Front	Front	—	Front	—	—	Rear
4.5	4.5	4.5	—	4.5	—	—	2.3
Aluminium	Aluminium	Aluminium	Aluminium	Aluminium	Aluminium	Aluminium	Steel
BioClip™	BioClip™	BioClip™	BioClip™	BioClip™	BioClip™	BioClip™	Side discharge
53	53	48	48	48	48	42	51
30–60	30–60	30–60	30–60	30–60	30–60	34–55	55–110
6	6	6	6	6	6	4	4
Central	Central	Central	Central	Central	Central	Central	Central
208/208	208/208	208/208	208/208	208/208	208/208	180/180	200/420
Steel	Steel	Steel	Steel	Steel	Steel	Steel	Plastic
Mulcher	Mulcher	Mulcher	Mulcher	Mulcher	Mulcher	Mulcher	Brush gator blade
—	—	—	—	—	—	—	—
—	—	—	—	—	—	—	—
Straight	Straight	Straight	Straight	Straight	Straight	Straight	Ergonomic
95	94	93	93	91	91	94	98.2
81	78	79	79	77	77	81	86.6
33.5	33	32.5	29	30.5	27.5	25.5	58.5
●	●	●	●	●	●	●	●
—	—	—	—	—	—	—	●
—	—	—	—	—	—	—	●
●	●	●	●	●	●	●	●
●	●	●	●	●	●	●	—
—	—	—	—	—	—	—	—
—	—	—	—	—	—	—	—

NOMINAL POWER The EU machinery directive (2006/42/EC) came into force on January 1, 2010, requiring manufacturers to declare the nominal power of engines, in kilowatts (kW). The power rating of the engines indicated is the average net power output during a normal working situations and meets applicable noise regulations (at specified rpm, see owner manual) of a typical production engine for the engine model measured to SAE standard J1349/ISO 1585. Mass production engines may differ from this value. Actual power output for the engine installed in the final machine will depend on the operating speed, environmental conditions and other variables.




BATTERY LAWN MOWERS	LB 553iV	LC 551iV	LB 548i	LB 448iV	LB 448i	LB 442i
TECHNICAL SPECIFICATIONS						
Power source	Battery	Battery	Battery	Battery	Battery	Battery
Battery type	Li-ion	Li-ion	Li-ion	Li-ion	Li-ion	Li-ion
Battery voltage, V	36	36	36	36	36	36
Power, W	1500	1500	1500	1200	1200	1200
Motor type	BLDC (brushless)	BLDC (brushless)	BLDC (brushless)	BLDC (brushless)	BLDC (brushless)	BLDC (brushless)
Drive system	Self-propelled, variable speed	Self-propelled, variable speed	Push	Self-propelled, variable speed	Push	Push
Drive wheels	Front	Rear	—	Front	—	—
Speed, km/h	5.3	5.3	—	5.3	—	—
Cutting deck material	Aluminium	Aluminium	Aluminium	Aluminium	Aluminium	Aluminium
Cutting methods	BioClip™	Collection/BioClip™/Rear discharge	BioClip™	BioClip™	BioClip™	BioClip™
Cutting width, cm	53	51	48	48	48	42
Cutting height, min-max, mm	28-65	26-74	30-60	30-60	30-60	35-55
Cutting height steps	5	6	6	6	6	4
Cutting height adjustment	Central	Central	Central	Central	Central	Central
Wheel size, front/rear, mm	203/203	210/210	208/208	208/208	208/208	180/180
Rims, material	Aluminium	Aluminium	Steel	Aluminium	Steel	Steel
Blade type	Mulcher	Collect	Mulcher	Mulcher	Mulcher	Mulcher
Collector type	—	Fabric with dust blocker	—	—	—	—
Collector volume, litres	—	65	—	—	—	—
Handle type	Straight	Ergonomic	Straight	Straight	Straight	Straight
Sound power level, guaranteed (LWA), dB(A)*	97.6	97	93	95	95	90.7
Sound pressure level at operator's ear, dB(A)**	83.8	84	80	79	81	78
Weight (excl. battery), kg	38	39.5	31	34	28	24.5
FEATURES						
savE™	●	●	●	●	●	●
PowerBoost™	●	●	●	●	●	●
Double battery slots	●	●	●	●	●	●
Double ball-bearing wheels	●	●	●	●	●	●
Foldable handle	—	●	—	—	—	—
Handle height adjustment	●	●	●	●	●	●
Side protection bumper	●	●	●	—	—	—
Ergonomic, side-adjustable handle	●	—	●	●	●	●
BioClip™ kit available as accessory	—	●	—	—	—	—

*Noise emissions in the environment measured and calculated as guaranteed sound power level according to EC-directive 2000/14/EC. The guaranteed sound power level includes variation in production as well as variation from the test code with 1-2 dB(A).

**Sound pressure level according to EN ISO 5395-1. Declared sound pressure level has a typical statistical dispersion (standard deviation) of 1.5 dB(A).





HUSQVARNA FUEL CANS

Refuel and refill in a breeze

Our fuel cans take the hassle out of refuelling. Choose from several sizes and variants, with overflow protection and other convenient features. The combi cans are especially handy, as they have separate containers for fuel and chain oil, as well as a small tool box.

Feed your Husqvarna the very best diet

If you want your equipment to perform at its best, day in day out, you want to be sure to only use the best fuel and lubricants. When you choose from our range, you can rely on getting the very same exceptional quality we used when we developed and tested your Husqvarna product.



HUSQVARNA TWO-STROKE OIL, XP®

The perfect oil for all our 2-stroke engines

An excellent, fully synthetic 2-stroke oil developed for tough use with high loads and engine speeds. Suitable for all our products. Fulfills the requirements of JASO FD/ISO EGD and Rotax 253 snowmobile test. VEF approved.

- 0.1 litres, 578 1803-03
- 1 litre dosage, 578 0370-03
- 4 litres, 578 0371-03
- 10 litres, 578 18 00-03
- 208 litres, 57818 04-03

HUSQVARNA TWO-STROKE OIL, LS+

A semi-synthetic low-smoke oil that provides very good seizure protection, both against lean and carbon-related piston seizures. The additive package is one of the best on the market. Fulfills the requirements of JASO FD/ISO EGD and Rotax 253 snowmobile test. VEF approved.

- 0.1 litres, 578 1803-02
- 1 litre dosage, 578 0370-02
- 4 litres, 578 0371-02
- 10 litres, 578 18 00-02
- 208 litres, 578 18 04-02



Four benefits of the Husqvarna XP® oil

- Gives your Husqvarna engine the best conditions to deliver to its full potential in relation to cost/specification
- Minimises downtime and need for service
- Maximises the engine's lifetime
- Improves your working environment



HUSQVARNA XP® POWER 2 FUEL

The perfect fuel mix, every time

The best tools deserve the best fuel. The Husqvarna XP® Power 2 is a pre-mixed fuel for Husqvarna 2-stroke engines. It contains our ethanol-free, high-quality, alkylate petrol, mixed with the exact right amount of the fully-synthetic XP® 2-stroke oil. Plus, correctly stored, it remains fresh for years.





HUSQVARNA TWO-STROKE OIL, HP

Developed with carefully selected components to work well with low quality petrol. Fulfills the requirements of JASO FB/ISO EGB and Rotax 253 snowmobile test. VEF approved.

0.1 litres, 587 8085-01
1 litre dosage, 587 8085-11
1 litre standard, 587 8085-10
4 litres, 587 8085-20
20 litres, 587 8085-30
208 litres, 587 8085-40

HUSQVARNA ACTIVE CLEAN SPRAY

Husqvarna Active Clean spray is phosphate free. Effective for cleaning chainsaws, garden machines, air filters, and clothes.

0.5 litres, 597 25 57-01



HUSQVARNA BIO CHAIN OIL, X-GUARD

A premium bio chain oil. Biodegradable and non-toxic. Recommended as a year-round chain oil with a top-class lubrication and adhesion. Very good anti-corrosive and storage properties.

1 litre, 596 45 73-01
5 litres, 596 45 73-02
10 litres, 596 45 73-03
20 litres, 596 45 73-04
200 litres, 596 45 73-05



HUSQVARNA TRANSMISSION OIL, 10W-30

High-performance hydrostatic drive fluid specially developed for use with Husqvarna AWD vehicles, to extend product life. Provides exceptional shear stability, anti-oxidancy and anti-wear properties. Suitable for both warm and cold conditions.

1 litre, 597 68 70-01
4 litres, 597 68 70-04

HUSQVARNA MINERAL CHAIN OIL

With adhesive agent for high-performance chainsaws. Guaranteed low wear of chains and rails. For universal use all year round.

1 litre, 579 39 60-01
5 litres, 579 39 61-01
20 litres, 579 39 62-01
200 litres, 579 39 63-01

HUSQVARNA FOUR-STROKE OIL, SAE 10W-40

High-quality oil for all our 4-stroke engines. Developed for easy starting at low temperatures, perfect lubrication in all operating conditions and low oil consumption.

0.08 litre, 531 00 92-71
1 litre, 577 41 97-04
1.4 litres, 577 41 97-02

HUSQVARNA AIR FILTER OIL

Effectively traps particles in the filter, keeping the engine cleaner thus reducing wear.

1 litre, 531 00 92-48

HEDGE TRIMMER SPRAY

Lubricant for cleaning and lubrication of hedge trimmer blades. Easy to apply with spray can.

400 ml, 538 62 92-01

MULTI SPRAY OIL

Superb for lubricating, dissolving, cleaning and protecting your tools. Easy to apply with dual-nozzle spray can.

400 ml, 538 62 94-01

AIR FILTER OIL

A spray oil for efficient maintenance of air filters in petrol brushcutters and forestry clearing saws. Easy to apply with spray can.

200 ml, 538 62 95-01

HUSQVARNA SNOW THROWER OIL, 5W-30

A high-quality synthetic motor oil for use in low temperatures, specially developed for to protect engines. Suitable for use in snow throwers, air-cooled and water-cooled 4-stroke lawnmowers and small tractors.

1 litre, 597 68 68-01

HUSQVARNA FOUR-STROKE OIL, SAE 30

High-quality oil for 4-stroke lawnmowers. Excellent protection for the engine.

600 ml, 577 41 92-01
1.4 litre, 577 41 97-01



HUSQVARNA POWER 4

An alkylate fuel ideal for small 4-stroke engines.

1 litre, 589 22 79-01
5 litres, 589 22 79-10
10 litres, 589 22 79-20
25 litres, 583 95 59-02
200 litres, 589 22 79-40



HUSQVARNA XP® POWER 2 FUEL

Advanced 2-stroke alkylate fuel mixed with 2 % Husqvarna XP® 2-stroke oil, specifically formulated for Husqvarna engines.

1 litre, 589 22 76-01
5 litres, 589 22 76-10
25 litres, 583 95 29-02
60 litres, 583 95 29-03
200 litres, 583 95 29-04

HUSQVARNA POWER FILLER

Fuel spout with optimised flow and autostop function to be used for Husqvarna 5-litre alkylate petrol canister. This spout allows you to refuel quickly without splash effects or any waste. The spout is also equipped with a mechanical lock.

582 06 66-01
586 11 06-01 (25 litres)





HUSQVARNA GEAR GREASE

For brushcutter bevel gears. Proven grease that lubricates the transmission and absorbs the axial forces.
100g, 5039764-01



GREASE GUN

For lubricating bar tip bearing and clutch needle bearings.
595 01 17-01, pre-filled

HUSQVARNA MULTI-PURPOSE GREASE

Grease with good corrosion protection and load carrying capacity. Suitable for general greasing purposes.
225g, 5025127-01

HUSQVARNA BEARING GREASE

A high-performance lithium grease for lubricating the chainsaw guide bar's nose wheel and chainsaw clutch needle bearings. Also used as drive shaft grease for brush cutters and clearing saws.
100 g, 535 56 00-01



HUSQVARNA FUEL CAN, 15 LITRES

An easier way to refuel

Fuel can for wheeled machines. It provides an innovative way of refuelling, mainly due to the three uniquely placed, ergonomic grips and the special spout design. All this allows you to easily lift and carry the can, and – most importantly – quickly refuel without any splash effects and waste.
580 75 45-01
Fuel spout, 586 11 06-01



HUSQVARNA COMBI CAN, 5/2.5 LITRES

All the fuel and chain oil you need – in one can

Allows you to refuel quickly without splash effects and waste. The two containers are designed to achieve an optimised fuel and chain oil ratio. Integrated tool box for frequently needed spare parts. Approved in accordance with UN recommendations.
580 75 42-01
Fuel spout, 586 11 04-01
Oil spout, 586 11 05-01
Winter oil spout, 586 11 07-01



HUSQVARNA COMBI CAN, 6/2.5 LITRES

Combi can with an effective overfill protection. When the tank is full, the flow is automatically shut off and you can lift the can without spillage. Approved in accordance with UN recommendations.
505 69 80-00

HUSQVARNA FUEL CAN, 6 LITRES

Can with an effective overfill protection. Approved in accordance with UN recommendations.
505 69 80-01



HUSQVARNA FUEL CAN, 5 LITRES

Husqvarna durable 5 litres fuel canister with integrated handle that makes it easy to carry. Comes with flexible fuel spout for trouble-free filling with a reduced risk for accidental spilling.
537 63 91-01



FUEL PIPE
Fuel pipe with an effective overfill protection. For Husqvarna fuel can and combi can (6 litres).
505 69 80-02

OIL PIPE
Oil pipe with inside air venting for Husqvarna oil can and combi can (6 litres).
505 69 80-03

CAP WITH RETAINING STRAP
To be used on Husqvarna's in-house developed oil and fuel pipe.
505 69 80-11

Stay protected. Move freely.

Good protective equipment must withstand demanding conditions and provide the required protection. That's why we use nothing but high-quality materials. Our range of protective clothing is developed to match the different requirements of every type of work. In fact, our extensive range of safety clothing, offering the latest innovations in design and materials, will provide you with the level of protection and comfort you need to get the job done.



EXPLORE ONLINE

Find our extensive range online at [husqvarna.com/ppc](https://www.husqvarna.com/ppc)



LANDSCAPER GEAR

Tailored for brushcutting and trimming

If you spend your days working with a trimmer or a brushcutter, you should check out our Technical series for brushcutting. It's designed with lightweight, yet durable materials, with extra padding to reduce the strain on your shoulders and to protect your right hip, so you can work comfortably in a harness all day, in any conditions. **Learn more on pages 166–167.**

COMFORT

A pleasure to work in

Our range of protective clothing is designed to keep you comfortable and focused throughout the day. The clothes are carefully crafted for perfect fit, with lightweight stretch fabric, extra padding and pre-bent materials in the right places, so you can move freely with minimum effort. Ventilated jackets, trousers and helmets help you stay cool, even when you work hard.

PROTECTION

Don't compromise on safety

Working outdoors can sometimes be hazardous. To minimise the risk of injury, be sure to choose the right protective gear. The Technical Extreme and Technical ranges are specifically developed for the tough demands of professional forestry and landscaping, with high-quality materials, saw protection and user-friendly design, helping protect your limbs, head, ears and eyes from harm.



THE TECH-KNEE TECHNOLOGY

Exceptional protection and mobility

ADDED PROTECTION LAYERS Tech-Knee provides excellent saw protection, thanks to the additional fibre layers. This improves safety, especially in situations where the trousers fit tight to the knee.

PRE-BENT FABRIC The complete knee, including the saw protection fabric, has been pre-bent to ensure a perfect fit in all working positions.

WATER REPELLENT The knee has a water-resistant inner lining and an outer layer made of water-repellent fabric, keeping water and moisture from penetrating the saw protection layers. This means you can work comfortably in wet conditions for a longer time.



TECHNICAL EXTREME

Lightweight performance. Every day.

Husqvarna Technical Extreme is our ultimate range of protective clothing. It's designed for people who need lightweight comfort, breathability and protection in extreme conditions. With pre-bent knees and sleeves, slim fit, durable stretch fabrics, protective materials and smart, task-specific design, it's designed to enable total performance all day.



NEW

FOREST JACKET, TECHNICAL EXTREME

The ultimate forest jacket

Chainsaw jacket with slim-fit design. Crafted specifically for forestry professionals who want the most flexible and well-ventilated workwear, enabling maximum productivity. Lightweight, breathable fabrics and pre-bent elbows increase your movability, while effective ventilation openings keep you cool and reduce fatigue when working hard. Cordura® reinforcements ensure excellent wear protection. Mobile phone pocket on chest. Unisex model in sizes XS-XXL.

537 64 18-xx. Technical Extreme jacket



NEW

FOREST JACKET HIGH VIZ, TECHNICAL EXTREME

Tough, yet lightweight fabrics and task-oriented design make this jacket ideal for everyday forest work in environments where visibility matters. Conforming to EN ISO20471 Class 3, it's made from lightweight stretch polyester, two-way stretch on the front and four-way stretch on the back, with crafted fit. Unisex model in sizes XS-XXL.

546 41 56-xx



NEW

PROTECTIVE TROUSERS, TECHNICAL EXTREME

Safety never felt this comfortable

Protective chainsaw trousers with slim-fit design. Crafted specifically for forestry professionals who want the most flexible and well-ventilated workwear, enabling maximum productivity. Equipped with our innovative, water-repellent Tech-Knee. Made with 4-way stretch fabric to ensure perfect fit on any shape of body. Dyneema® fabric on crotch and Cordura® reinforcements on belt loops, knees and around ankles ensure excellent wear protection. Braces included. Fulfils EN ISO 11393 Class 1 (20 m/s). Unisex model in sizes XS-XXL.

537 64 32-xx

Also available with +7 cm legs (size M-XL).



techknee



Provides exceptional saw protection

The innovative Tech-Knee is designed with additional fibre layers to ensure saw protection in those working positions when the trousers tighten on the knees. Made with water-resistant inner lining and water-repellent outer layer.



Adjust for perfect fit

The clothes come with hook-and-loop straps on the wrists and on the trouser waist, ankle straps, as well as elastic drawstrings at the jacket waist, allowing you to adjust your gear for perfect fit.



Braces included

The Technical Extreme trousers come with quality braces, so they stay safely and comfortably in place all day. For our other waist trousers, braces are bought separately.



Chest pockets for mobile phone

The chest pockets keep your mobile phone within easy reach at all times. The padded lining protects it from scratches and cold temperatures.



TECHNICAL ROBUST



NEW



CLASS 1

PROTECTIVE TROUSERS, TECHNICAL ROBUST

Crafted for long, hard working days

Protective chainsaw trousers designed for long workdays in demanding environments. Crafted with Dyneema® fabric on the whole front leg. Kevlar® reinforcement in the crotch and Cordura® reinforcements around ankles withstand wear and scratches from rough bark and thorny bushes. Well-ventilated with mesh lining and numerous zippers. Tick protection inside ankles and 4-way stretch fabric on the back add extra comfort to keep you going all day. Fulfills EN ISO 11393 Class 1 (20 m /s). Unisex model in sizes S-XL.

537 64 27-xx



Made to last

Thanks to the tough materials used and the crotch and ankle reinforcements in Dyneema®, Aramide stretch and Cordura®, the trousers will withstand heavy-duty use.



Tick and snow protection

Closes tightly with elastic and adjustable buttons around the ankle. Prevents snow and ticks from entering the trousers.



Well ventilated

Mesh lining and zippers for maximum ventilation and comfort. Adjust the airflow with the zippers at the back of the legs. Back pockets also provide airflow when opened. Mesh lining for optimal ventilation during wear, and quick drying after washing.



Well thought-out reinforcements

Excellent durability thanks to light and robust Cordura® and Dyneema® fabrics. For the trousers, the crotch, knees and lower part of the legs are extra reinforced, whereas the jacket is reinforced at the shoulders and sleeves.



ACTIVE CLEANING

Keep your gear in good condition

Protective clothing must be washed regularly to retain its effectiveness. Active Cleaning detergent is phosphate free. Also effective for cleaning saw chains, garden machines, air filters, climbing ropes 11.5 and 11.8, etc.

583 87 69-01



CLOTHING FOR ARBORISTS

Tailored for high-level tree care and pruning

As a professional arborist, you have very special demands when it comes to protective clothing in terms of safety, mobility and comfort. When designing and manufacturing Husqvarna's arborist trousers, we choose the best items in our Technical and Technical Extreme models and re-design them to create the ultimate gear for arborists.



NEW

PROTECTIVE TROUSERS, TECHNICAL EXTREME ARBORIST

Made for arborists, designed for climbing

Protective chainsaw trousers with slim-fit design. Crafted specifically for tree climbers who want the most comfortable and well-ventilated chainsaw trousers, enabling maximum productivity. Our innovative Tech-Climb provides optimised saw protection around the legs when using climbing harness or spurs. Made with 4-way stretch fabric and hook and loop adjustment to ensure perfect fit on any shape of body. Fulfils EN ISO 11393 Class 1 (20 m /s) Unisex model in sizes XS-XXL.

537 64 25-xx



CLASS 1

techclimb



Tech-Climb saw protection tailor-made for climbing

The innovative Tech-Climb feature is designed with special fibre layers tailor-made for saw protection also when using climbing harness or spurs.



Durable and lightweight reinforcements

High tech materials with Dyneema®, Cordura® and Kevlar® for maximum resistance to wear and tear in the areas most needed. Extra reinforced crotch with stretch.



Hook-and-loop on braces

The braces are easy to remove and put on, providing a fast and easy switch depending on the work performed.



Easy access pockets

Side pockets with reversed zips for easy access when wearing harness, and double thigh pockets with loops for storage.



ARBORIST HELMET, SPIRE VENT X

Keep your head cool and protected

Lightweight, comfortable helmet with high-viz details for professional arborists. Optimised ventilation thanks to the many air intakes and the air space inside the helmet. Features comfortable padding from quick-dry fabric that's easily removed for cleaning. Can be fitted with hearing protection with an adapter. Approved according to EN 12492. Picture showing helmet equipped with X-COM hearing protection, sold separately. Read more on page 173.

536 88 61-01

Hearing protection adapter, 599 29 72-01

Can be equipped with mesh visor or three types of polycarbonate impact-resistant visors to suit your preference: clear, mirror or smoke.

Mesh, 536 91 23-01

Clear, 598 86 23-01

Smoke, 598 86 23-02

Mirror, 598 86 23-03



Well ventilated

Ventilated for optimal breathability and comfort during demanding work and warm conditions.



Comfortable chinstrap

The four-point chinstrap is made from washable eco-leather for maximum comfort and convenient fit.



WORK T-SHIRT HIGH-VIZ, TECHNICAL

T-shirt with zipper front, extended back, easy access front pocket and reflective tape. This high-visibility t-shirt is tested and approved according to EN ISO 20471 Class 2 and draws moisture from the body, keeping you cool and dry. Size XS-XXXL.

Long sleeve, 596 30 38-xx



NEW

BRACES, ARBORIST

Extra wide braces with adjustable length that fit perfectly with the hook and loop on the arborist trousers, making it easy to remove and put on. 538 96 27-01



TECHNICAL

Dress up for a productive workday

The Husqvarna Technical clothing range is designed and manufactured to perform all day, every day. Task-optimised design meets modern styling, while tough, light stretch fabrics, reinforced panels, pre-bent knees and elbows provide high resistance, durability and performance. You'll look good. And you'll work even better.



WORK T-SHIRT, TECHNICAL

Light and cool t-shirt with zipper front, extended back and easy access zipped front pocket. The t-shirt is ideal for use in warmer weather. The material transports moisture away from the body and dries quickly. Available with long or short sleeves. Size S-XXXXL.

Short sleeve, 597 66 11-xx
Long sleeve, 597 66 12-xx



WORK T-SHIRT HIGH-VIZ, TECHNICAL

T-shirt with zipper front, extended back, easy access front pocket and reflective tape. This high-visibility t-shirt is tested and approved according to EN ISO 20471 Class 2 and draws moisture from the body, keeping you cool and dry. Available with long or short sleeves. Size XS-XXXXL.

Short sleeve, 596 30 39-xx
Long sleeve, 596 30 38-xx



CLASS 1

PROTECTIVE TROUSERS HIGH VIZ, TECHNICAL

For work where you need more visibility, such as along roads. 4-way stretch where needed allows you to move freely, safely and comfortably. The pre-bent legs provide maximum mobility, the reflective straps add high visibility and increased safety, whereas the reinforced knees and legs provide durability during tough use. Fulfils EN ISO 11393 Class 1 (20 m/s) and EN ISO 20471 class 2. Size S-XXL.

529 51 83-xx



CLASS 1

PROTECTIVE JACKET, TECHNICAL

Combines tough fabrics with task-oriented design and saw protection for regular forestry work. Made from two-way stretch polyester with a crafted fit and reinforcement from elbow to wrist, it ensures comfortable movement, tough durability and all-day performance. Fulfils EN ISO 11393, Class 1. Size S-XL.

529 51 62-xx

FUNCTIONAL

Whole range at husqvarna.com

FOREST JACKET VENT, TECHNICAL

Designed for regular forest work in warmer conditions. Since it's made from 100 % micro polyester on the front, shoulders and sleeves, and 100 % knitted polyester under the sleeves and on the back, it provides extra ventilation to keep you cool and dry. Size S-XXL.

582 33 43-xx

CLASS 1
CLASS 2

PROTECTIVE TROUSERS, FUNCTIONAL

Designed to be easy to wear for light forestry work. Made from high-quality, durable materials including Cordura® reinforcement. High-quality fastenings provide good fit, while ventilation zippers, ruler pocket, reflective tape and reinforced knees and ankles ensure safety, productivity and comfort. Fulfils EN ISO 11393. Size 46-62.

Waist trousers Class 1, 529 51 85-xx
Waist trousers Class 2, 529 51 88-xx
Carpenter trousers Class 1, 529 51 86-xx



CLASS 1

PROTECTIVE CHAPS, FUNCTIONAL

Comfortable protective chaps designed for occasional chainsaw work in all weather conditions. Easy to put on and wear over your work trousers. The fit of the waist and legs can be easily adjusted with straps and buckles, and hook-and-loop fastening on the calves. Cordura® reinforcements on knees and ankles add more durability. High-viz orange front with reflective logo ensures good visibility. Fulfils EN ISO 11393 Class 1 (20 m/s). Size S-L.

531 08 04-xx

CLASSIC

Whole range at husqvarna.com

CLASS 1

PROTECTIVE TROUSERS, CLASSIC

Reliable protection for occasional chainsaw users. Made from tough polyester/cotton twill. The saw protection pad is reinforced on the lower inside to withstand wear and tear from boots. Fulfils EN ISO 11393 Class 1 (20 m/s). Size 44-64.

Waist trousers, 529 51 89-xx
Also available with -5 cm legs (44-64)
Carpenter trousers, 529 51 96-xx



FOREST JACKET, TECHNICAL

Stretch fabric for freedom of movement

Made with tough, yet lightweight fabrics and task-oriented design, ideal for everyday forestry work. Four-way stretch polyester with a crafted fit ensures comfortable movement and reduced effort. Ventilation openings at the yoke and at the lower back for comfort and performance. Size S-XXL.

582 33 21-xx



CLASS 1

PROTECTIVE TROUSERS, TECHNICAL

Reinforced where you need it

Designed for all-day, everyday forest work. Tough construction includes aramid and Cordura® reinforcement. Lightweight stretch fabrics and tight fit keep users comfortable, while pre-bent knees plus ventilated pockets and zippers help make every shift truly productive. Fulfills EN ISO 11393 Class 1 (20 m/s). Size S-XXL.


Waist, 529 51 64-xx

Also available with +7 cm legs (S-XL)

Also available with -5 cm legs (S-XXL)


Carpenter, 529 51 75-xx

Also available with -7 cm legs (S-XL)



Pre-bent knees

The knees are pre-bent and have been tailored to provide maximum mobility without compromising safety.




Well ventilated

Openings at the yoke and at the lower back make for good ventilation. Zippers in the armpits and at the back of the legs let you adjust the airflow to your liking.



Adjust for perfect fit

The clothes come with elastic drawstrings at the waist and at the lower bottom of the jacket, allowing you to adjust your gear for perfect fit.



Easy-access pockets

The jacket has two pockets on the chest and a dedicated first-aid pocket. The trousers feature two front pockets, two back pockets, a leg pocket and a ruler pocket.



TECHNICAL FOR BRUSHCUTTING

Comfortable protection against twigs and branches

Wearing a harness while working long hours with a brushcutter or trimmer puts specific demands on the clothes to be comfortable and functional. Practical details in the right places, like padding and zip pockets, are as important as comfortable lining and seams, zippers for ventilation and durable protection against gravel.



BRUSHCUTTING AND TRIMMER JACKET, TECHNICAL

For a comfortable day in your harness

Jacket specifically designed for working long hours with a harness. Place for extra padding to relieve the shoulders. Pockets are easy to reach while wearing a harness. Ventilation zipper on front, under the arms and a yoke in the back keep the temperature at a comfortable level. A new arm construction and ergonomically pre-bent arms gives you high movability together with the 4-way stretch fabric on the back. Size S-XXL.


597 66 02-xx

BRUSHCUTTING AND TRIMMER TROUSERS, TECHNICAL

Reinforced for extra protection

Trousers specifically designed for working long hours with a brushcutter or trimmer. Place for extra padding to relieve the hip. Water repellent material on front and side of the legs with extra padding against gravel. Surface treated fabric to simplify brushing off wet grass. Reinforcement on exposed areas increase durability and lifespan. Ventilation zippers on back of the legs keep the temperature at a comfortable level. Ergonomically pre-bent knees. Size 42 - 60.

597 66 06-xx



High mobility

Specially-tailored arm design, ergonomically pre-bent arms and knees and 4-way stretch on the back result in high mobility.



Reinforcement fabric

The material at the knee area and end of leg is water-repellent and reinforced for increased durability and protection.



Ventilation openings

Ventilation zipper on front, under the arms and on the back of legs. Chest and back pockets with mesh and an open yoke on the back of jacket gives good temperature regulation.



Pockets for extra padding

Pockets designed for putting padding to protect and to make the load easier on your shoulders and hip during trimming.



**BRUSHCUTTING AND TRIMMER JACKET
HIGH-VIZ, TECHNICAL**

**Stay visible, stay safe
– all day long**

Jacket specifically designed for working long hours with a harness. High visibility approved according to EN ISO 20471 Class 3. Place for extra padding to relieve the shoulders. Pockets are easy to reach while wearing a harness. Ventilation zippers under the arms and ventilation yoke in the back keep the temperature at a comfortable level. A new arm construction and ergonomically pre-bent arms gives you high movability together with the 4-way stretch fabric on the back. Size XS–XXL.

597 24 59-xx



**BRUSHCUTTING AND TRIMMER TROUSERS
HIGH-VIZ, TECHNICAL**

**Durable trousers that
everyone will notice**

Trousers specifically designed for working long hours with brushcutter or trimmer. High visibility approved according to EN ISO 20471 Class 2. Place for extra padding to relieve the hip. Water repellent material in front and side of the legs with extra padding against gravel. Surface treated fabric to simplify brushing off wet grass. Reinforcements on exposed areas increase durability and lifespan. Ventilation zippers on back of the legs keep the temperature at a comfortable level. Ergonomically pre-bent knees. Size 42–60.

597 24 62-xx



High visibility

Fulfilment of the highest classification in the high visibility standard applicable. Jacket approved according to EN ISO 20471 Class 3. Trousers approved according to EN ISO 20471 Class 2.



High mobility

Specially tailored arm design, ergonomically pre-bent arms and knees and 4-way stretch on the back result in high mobility.



Pockets for extra padding

Pockets designed for putting padding to protect and to make the load easier on your shoulders and hip during trimming.



Tick and snow protection

Closes tightly with elastic and adjustable buttons around the ankle on the trousers. Prevents snow and ticks from entering the trousers.



TECHNICAL RAINWEAR

Keeping you dry and comfortable

Husqvarna's Technical rainwear range offers garments that are water-repellent yet breathable thanks to their technology with laminate and taped seams. The laminate helps keep the rain out but still allows perspiration to go through your garment. They are easy to take on and off, provide visibility and will help to keep you warm during hard working days in the rain.



NEW



RAIN JACKET VENT HIGH-VIZ, TECHNICAL

A high-quality rain jacket with extra reinforcement on exposed areas. The jacket is water-repellent yet breathable thanks to its technology with laminate and taped seams. Made from durable polyester fabric with mechanical stretch. The jacket is adjustable at the waist and has a detachable hood with press buttons. The pockets feature waterproof zippers for safe storage of belongings. Approved according to EN ISO 20471 Class 3 and EN 343.

Men's, XS-XXL, 597 66 26-xx

Women's, XS-XL* 546 34 26-xx

*Sizes XS and S are approved according to EN ISO 20471 Class 2 and EN 343.



RAIN TROUSERS VENT, TECHNICAL


High-quality rain trousers made from durable laminated polyester fabric with mechanical stretch that, together with taped seams, result in a water-repellent yet breathable garment. Reinforcement fabric over the areas from above the knee and lower inside leg. Features such as long side zippers to simplify taking on and off your trousers when needed. Waist adjustment and hooks for laces helps to keep the trousers in place. Approved according to EN343. Size XS-XXL.

597 66 27-xx



Always visible

Fulfilment of the highest classification in the high visibility standard applicable. Jacket approved according to EN ISO 20471 Class 3.



Excellent breathability

Laminate in combination with ventilation zippers and features like the open yoke at back of the jacket, as well as mesh openings at the back of the trousers, help you stay dry and cool.

FUNCTIONAL RAINWEAR

Never mind the weather

The Functional rainwear range is waterproof thanks to a durable outside coating on the fabric. This makes the garments 100 % waterproof and windproof but with less breathability. The design is therefore optimised to get as much airflow in as possible. The models are made specifically for logging and are easy to take on and off when needed during your working day in the cold rain.



RAIN JACKET PROTECT HIGH-VIZ, FUNCTIONAL

Rain jacket made from polyester knitting with a durable one-sided PU coating with welded seams – a strong yet light and noiseless fabric. The design enables airflow within the jacket for long working hours in the rain. Inside chest pocket and hidden pockets on the front made to prevent water to enter, keeps your belongings safe. Approved according to EN ISO 20471 Class 3 and EN 343. Sizes: XS-XL.

597 66 28-xx



RAIN TROUSERS PROTECT HIGH-VIZ, FUNCTIONAL

Rain trousers made from a polyester knitting with a durable one-sided PU coating with welded seams – a strong yet light and noiseless fabric. Zippers at the sides of leg and openings at front for easy access. Waist adjustment with elastic and a drawstring and ventilation openings on the back. Approved according to EN ISO 20471 Class 2 and EN 343. Size: XS-XL.

597 66 29-xx



RAIN BACK PROTECTOR PROTECT, FUNCTIONAL

Back protector made from a polyester knitting with a durable one-sided PU coating with welded seams – a strong yet light and noiseless fabric. Designed for working positions while operating with a chainsaw. Extra-long back with a rain lip to help the rain drain at the sides when working in a bent position in the rain. An adjustable snap closure front to adjust the width if needed. Approved according to EN 343. One size.

597 66 32-10



RAIN CHAPS PROTECT HIGH-VIZ, FUNCTIONAL

Rain chaps made from a polyester knitting with a durable one-sided PU coating with welded seams – a strong yet light and noiseless fabric. Designed to be attached to a belt or toolbelt. Approved according to EN ISO 20471 Class 1 and EN 343. One size.

597 66 33-10

WORKWEAR



ONE-LAYER UNDERWEAR

Made of 100 % polyester interlock-knitted fabric and consists of both spun and textured polyester. This quality helps the fabric move moisture away from the skin to the next layer of clothing and provides for good ventilation, making your work comfortable every day. Sizes 46-58.

Undershirt, 544 96 41-xx
Underwear, 544 96 42-xx

WORK SHIRT

A soft and comfortable shirt with good range of motion in nice Husqvarna colours, that is equally good for work or leisure. 100 % pre-shrunk cotton. Sizes S-XXL.

578 78 57-xx



HUSQVARNA BRACES

Extra wide braces with adjustable length.

Leather straps, 505 61 85-10
Strong metal clips, 505 61 85-00




Always visible

The jacket, trousers and chaps are tested and approved according to the EN ISO 20471 standard for high visibility.



Ventilation openings

Ventilated yoke over the chest, arms and back with mesh to help you keep your cool when working hard.



Easy wear, easy removal

Thanks to the smart side zipper, the trousers are easy to take off once the weather's shaped up, with minimal disruption to your work.



LEATHER BOOTS, TECHNICAL WITH SAW PROTECTION
Tough boots for tough work

Highly comfortable and low-weight protective boot for use in all weather conditions. Well-designed heel construction, higher, stable upper part with soft inside for comfort. The Vibram® sole gives you excellent grip in cold, wet and slippery conditions and the shock absorbing middle sole makes the boots gentle to the feet during long working days. The boots are made from leather with a Sympatex® membrane, a water repellent and breathable, high-quality material. With extra padding around the ankle, heel and top, plus a steel top cap and removable and washable foot bed. The lower part of the boot is reinforced with rubber for extra protection. Pull strap on tongue and back and locking hooks/roller hooks for easy adjustment and handling of the shoes. Fulfils EN 17249: 2013 level Class 2 (24 m/s). Sizes 36-48. 597 65 92-xx



360 degrees rubber reinforcement

Rubber reinforcement all around the foot to better withstand wear and tear during long working days.



Keep your grip

Stable Vibram® sole with optimised grip prevents slipping in cold and wet conditions. Shock absorbing middle sole makes the boot more gentle to the feet during long working days.



Designed for work

Soft heel and inside for comfort during long working days.



Dry and comfortable

Water repellent Sympatex® membrane with perfect breathability keeps the feet dry.



LEATHER BOOTS, FUNCTIONAL WITH SAW PROTECTION

Water repellent, lightweight leather boots with good stability, suitable for heavy use. Reinforced front and back for increased support and padded front tongue and upper for comfort. Durable Perwanger® leather and TE-POR® membrane keeps the feet dry and the Vibram® sole provides a good grip even during cold, wet and slippery conditions. Fitted with roller hooks for easy adjustment of the laces and toe protection overlap for increased safety. Fulfils EN ISO 17249:2013 level 2 (24 m/s). Sizes 38-47. 597 65 93-xx



LEATHER BOOTS, TECHNICAL LIGHT WITH PROTECTION

This protective boot is suitable for park and garden work and in all weather conditions. Made from high-quality leather with water repellent Sympatex® membrane, polyester lining and steel toe protection, the boots are comfortable all day long. Front and back part reinforced with rubber. Fitted with convenient roller hooks for easy adjustment of laces. Pull strap on the back makes the boot easy to put on. Fulfils EN ISO 20345 S3 - SRC + HRO. Sizes 36-47. 597 65 95-xx



Water resistant material

The TE-POR® membrane ensures the boots are both comfortable and water-repellent, keeping your feet dry in all weathers.



Sympatex® membrane

High-quality leather with water repellent Sympatex® membrane makes the boot breathable and 100 % waterproof.



Front reinforced

Reinforcement on the front helps the boot withstand wear and tear and extends lifetime.



Front and heel part reinforcement

Reinforcement on both front and heel part makes the boot withstand wear and tear and extends lifetime.

Made for working

For high-quality work, you need high-quality work wear. And of course, that means tried and tested premium footwear and gloves. Our range of boots and gloves have been designed and developed to provide everything you need when it comes to protection, warmth and functionality to get the job done safely and efficiently.



GLOVES, TECHNICAL WITH SAW PROTECTION

Short, tight, and comfortable for high movability. Water-resistant double crust goat leather palm. Laminated spandex fabric on back. Touch screen-friendly index finger knuckle. Terry cloth on thumb. Fulfills EN ISO 11393-4:2019 Class 1 (20 m/s) and EN 388:2016. Size 7, 8, 9, 10, 12.

599 65 12-xx



GLOVES, TECHNICAL

Short, tight, and comfortable for high movability. Water-resistant goatskin leather palm. Laminated spandex fabric on back. Touch screen-friendly index finger knuckle. Terry cloth on thumb. Fulfills EN 388:2016. Size 7, 9, 10, 12.

599 65 03-xx



GLOVES, TECHNICAL LIGHT

Tight and comfortable with neoprene cuff. Palm, knuckle, and fingertips in water-resistant reverse goat leather. Laminated spandex fabric on back. Touch screen-friendly index finger knuckle. Fulfills EN 388:2016. Size 7, 8, 9, 10, 12.

599 65 11-xx



GLOVES, FUNCTIONAL WITH SAW PROTECTION

Comfortable glove with knitted cuff. Water-resistant goat leather palm. Nylon neoprene knuckles and foam-laminated spandex fabric on back. Touch screen-friendly index finger knuckle. Fulfills EN ISO 11393-4:2019 Class 0 (16 m/s) and EN 388:2016. Size 7, 8, 9, 10, 12.

599 65 16-xx



GLOVES, FUNCTIONAL WINTER

Warm and comfortable with knitted cuff. Water-repellent inner membrane and lining with Thinsulate® and micro fleece. Touch screen-friendly index finger knuckle. Fulfills EN 388:2016. Size 8, 10, 12.

599 64 97-xx



GLOVES, FUNCTIONAL

Comfortable glove with knitted cuff. Water-resistant goat leather palm. Nylon neoprene knuckles and foam-laminated spandex fabric on back. Touch screen-friendly index finger knuckle. Fulfills EN 388:2016. Size 7, 8, 9, 10, 12.

599 64 98-xx



GLOVES, FUNCTIONAL LIGHT COMFORT

Comfortable gloves with palm made of durable, naturally water-resistant goat crust leather. Shock-absorbing palm padding and elastic cuff. Touch screen-friendly index finger knuckle. Size 6, 7, 8, 9, 10, 12.

599 64 94-xx



GLOVES, FUNCTIONAL LIGHT VENT

Ventilated gloves with palm made of breathable, quick-drying synthetic leather providing good grip. Shock-absorbing palm padding and elastic cuff. Touch screen-friendly index finger knuckle. Hand wash 30°C. Size 7-10.

529 88 01-xx



GLOVES, FUNCTIONAL LIGHT NON-SLIP

Comfortable gloves providing a precise feeling and excellent grip even in wet conditions. Shock-absorbing palm padding and elastic cuff. Touch screen-friendly index finger knuckle. Hand wash 30°C. Size 7-10.

529 88 02-xx



GLOVES, TECHNICAL GRIP

Comfortably tight-fitting gloves providing good tactile sensitivity, ideal for climbing. Durable nitrile coating for excellent grip in oily or wet conditions. Touch screen-friendly fingers. Hand wash 30°C. Size 7, 8, 9, 10, 12.

529 88 03-xx



PROTECTIVE KIT

This is a pre-packed kit containing the basic protective equipment that is needed when using a chainsaw. Includes chaps with saw protection class 1, Functional gloves with saw protection class 0 and a Forest helmet Classic. The chaps can be used over your regular working trousers.

529 52 01-02



RUBBER BOOTS, FUNCTIONAL WITH SAW PROTECTION

Handmade boot with approved saw protection. Extra reinforced upper part with toe-cap and reinforcement around the sole. The heel cap makes it easier to put on and take off the boot. Cotton lining. Sole can be fitted with studs.

EN 17249:2013 Level 2 (24 m/s), Sizes 37-47, 595 00 24-xx
EN 17249:2013 Level 3 (28 m/s), Sizes 37-50, 595 00 28-xx



LEATHER BALM

Keeps the leather soft and comfortable while providing a water- and dirt repellent surface. Recommended for leather gloves and leather boots. Contains wool fat, beeswax, Vaseline and mink oil. 200 ml.

590 65 22-01



Safety gear that doesn't restrict you

The protection of the most vulnerable parts of your body have been subjected to extensive research and technological product development at Husqvarna. Following our close, long-lasting cooperation with professional users, we can offer an excellent range of ergonomically designed equipment to protect you.

PAGE 163

CHECK OUT OUR ARBORIST HELMET



FOREST HELMET, TECHNICAL

Lightweight with great visibility

A robust, yet lightweight helmet with an ergonomic design – packed with smart solutions that lessen the weight, enable a more personal fit and ensure a better head temperature, even during long shifts. It also offers an improved field of vision and a headlamp slot. Picture showing helmet equipped with X-SYNC hearing protection, sold separately.

Flourescent orange, 585 05 84-01



HELMET LIGHT HL 1200

A powerful helmet light for mounting on Husqvarna Forestry Helmet Technical. Superb for working in dim daylight conditions. The brightness and beam can be adjusted in steps to suit your workplace. Rechargeable battery included.

536 61 93-01



FREE VIEW VISOR V300

Etched visor for forest helmet Technical, with low light reduction and design that encloses the face for extended protection from all directions.

586 40 96-01



FREE VIEW VISOR V310

Etched visor for forest helmet Technical, with low light reduction and design that encloses the face for extended protection from all directions. Visor with denser, more robust mesh. Protects from finer saw dust.

597 68 17-01



Cool and comfortable

The ventilation system keeps your head cool and comfortable, even during hard work in hot weather.




Free view visor

The unique design gives a clear line of sight with the visor in upper position.



Easily adjustable

The one-hand wheel ratchet allows the user to quickly and easily change the fit with one hand.



UV expire indicator

The protective capability decreases when exposed to sunlight. The indicator shows the condition of the helmet and when it is time to replace it.



HEARING PROTECTION, X-COM ACTIVE

Active hearing protection with intercom

Protect your hearing and communicate with your team without delay. This full duplex intercom system allows up to 10 people to be connected simultaneously. The built-in side microphones help you hear ambient sounds clearly. Developed by Husqvarna specifically for tree care teams. Sound attenuation (SNR level) 32 dB. IP45.

Headband, 536 91 31-01
 Helmet based, 536 91 32-01



HEARING PROTECTION, X-SYNC

Active hearing protection with Bluetooth® connectivity

Protect your hearing, listen to FM radio or stream audio, and use your mobile phone hands-free while working. When you receive a phone call, the music or radio volume smoothly decreases. The built-in side microphones help you hear ambient sounds clearly. Sound attenuation (SNR level) 32 dB. IP45.

Headband, 536 91 36-01
 Helmet based, 536 91 39-01

HYGIENE KIT

Stay consistently comfortable and protected, while safeguarding good hygiene. The kit consists of absorbent and ear pad cushions. Should be replaced twice a year for the ultimate performance. Works with Husqvarna's X-COM Active and X-SYNC hearing protections.

536 91 58-01

BOOM MICROPHONE

The boom mic is available as a spare part for Husqvarna's X-COM Active and X-SYNC hearing protections. It is excellent for blocking out loud noise. The mic has an integrated filter that distinguishes speech from surrounding noise. Built for professional use, it is both durable and weatherproof.

536 91 59-01

ADAPTER KIT

This kit includes two different adapters that allow you to attach Husqvarna's X-COM Active and X-SYNC hearing protections to Spire helmets and Technical helmets.

536 91 61-01

COMFORT PAD

This comfort pad is available as a spare part, and designed specifically for the Husqvarna's X-COM Active and X-SYNC hearing protections. It optimizes comfort for your head.

536 91 62-01

HYGIENE KIT

Complete replacement kit for hearing protection units. Includes absorbent and ear pad cushions.

505 66 53-26,
 for passive hearing protection
 HP200-1 and HP200-2
 578 40 23-01,
 for hearing protection with FM radio
 596 48 94-01,
 for hearing protection X-COMR

HEARING PROTECTION WITH HEADBAND

Hearing protection where you can adjust the pressure by 20%. With soft, airy padding in the headband. The hearing protectors are developed for optimal ergonomics.

505 66 53-04



HEARING PROTECTION

Comfortable hearing protectors where you can adjust the pressure by 20%. Ideal for grass clearing and trimming. Features a cover between the visor and headband, protecting your head from grass and rain. Always use mesh visor in combination with protective glasses. Can also be fitted with a sun peak.

With perspex visor, 505 66 53-48
 With mesh visor, 598 75 01-01

PROTECTIVE GLASSES X

Scratch-resistant glasses with frames that can be extended and angled. The yellow-tinted lenses provide improved vision in dark conditions and the grey-tinted lenses, with UV protection, provide improved vision in sunny conditions.

Clear X, 544 96 37-01
 Sun X, 544 96 37-03
 Yellow X, 544 96 37-02

PROTECTIVE GLASSES

Scratch-resistant glasses with static frames. Available with clear lenses and grey-tinted lenses with UV protection.

Clear, 544 96 38-01
 Sun, 544 96 38-02





Change clothes. Not who you are.

Stay comfortable off the job – and be ready for whatever that precious time off can offer. With the Husqvarna Xplorer leisure collection, you'll be prepared for the very best outdoor experience, never compromising on comfort, fit – or style. The clothes and equipment are all made from high-quality materials and adapted to a fulfilling life in the great outdoors.



EXPLORE ONLINE

View the entire range at
husqvarna.com/LeisureWearXplorer



SHELL JACKET

The wind and water repellent, yet breathable, fabric of the Xplorer shell jacket in combination with taped seams, offers great protection also in tougher weather conditions. The flexible 4-way stretch material gives you the best possible wearing comfort. Equipped with smart features such as padded mobile pocket, adjustable ventilation and hook-and-loop flap closure on the sleeves.

Women's, charcoal black/anthracite grey, XS–XL, 536 15 57-xx
Men's, charcoal black/anthracite grey, S–XXL, 536 15 56-xx



FLEECE JACKET

The fleece jacket is a cosy companion in all seasons. On cold, early spring or autumn days it becomes a nice middle layer, or a comfortable outer jacket. The jacket comes in both men's and women's sizes so you can find your optimal fit.

Women's, steel grey, XS–L, 593 25 22-xx
Men's, granite grey, S–XXL, 593 25 23-xx



CAPS

Sunny days or not, the Husqvarna cap has always been a favourite. This collection comprises three cap styles: a vintage orange cap with adjustable hook-and-loop with a print of our pioneer saw, a granite grey cap with adjustable leather band, and a vintage dark green cap with adjustable leather band with a print of our forest green bark camo pattern with a bleeding orange visor. For all caps, you can simply adjust the band in the back, to make it fit perfectly on your head.

Pioneer saw, orange, 593 25 39-01
Granite Leather patch, granite grey, 593 25 40-01
Bark camo, forest green, 594 72 97-01



BEANIE WINTER WOOL

When those colder days need extra warmth, the beanie brings you cosiness and comfort. Made in Sweden, of traceable Merino wool. Granite grey.

593 25 38-01



BEANIE PIONEER SAW

The beanie comes in black with a blow out print of our pioneer saw in the front. It is made from breathable Coolmax air material.

593 25 37-01



HOODIE

With ideal comfort and perfect for an extra layer or as a jacket on its own, the hoodie makes a great outdoor companion. With unisex sizes, the hoodie is suitable for both men and women, and comes in the colour Air blue for you to feel like one with nature.

531 42 80-xx



NECK TUBE

The neck tube is specifically developed for that extra warmth and to stop wind from cooling you down during easier tasks in the forest, or for windy and colder days. The neck tube is available in orange with our bark camo print with the Husqvarna logo.

593 25 76-01



OUTDOOR TROUSERS

Comfortable and durable trousers perfectly suited to outdoor activities. Highly flexible 4-way stretch fabric on knees and the rear part provide great movability. Easy adjustment of the waist by loop strap. Length of the legs adaptable with help of buttons. Reinforced fabric at exposed areas enables a long lifetime and smart features such as pre-bent knees give even more comfort. Padded pocket for mobile phone.

Women's, charcoal black/anthracite grey, XS-L, 536 16 01-xx
 Also available with -5 cm legs
 Men's, charcoal black/anthracite grey, S-XXL, 536 15 75-xx
 Also available with -5 cm legs



T-SHIRT TREE RING CROWN

Short sleeve T-shirt great to wear on warm days or under a sweater. Forest night green with big Husqvarna logo on the chest, printed in dark annual rings pattern. Sizes XS-XXL.

529 90 75-xx



T-SHIRT BARK CAMO

Long sleeve T-shirt in polyester, superb for those chilly days when you dress layer-on-layer. Ebony grey with printed bark camo pattern and Husqvarna logo on the right sleeve. Sizes XS-XXL.

529 90 91-xx



KIDS BACKPACK 14L

Let the kids take Husqvarna to school with this cool, high-quality backpack. Comfortable to carry with padded back and adjustable shoulder straps. Side pockets for bottles and protective compartment for a tablet. Reflective tapes add visibility in the dark.

536 12 83-01

KIDS PILE FLEECE HOODIE

Soft and comfortable hoodie with warm, soft fleece inside. A high-quality garment made to be inherited between siblings. Wind-stopping zipper and two zipped outer pockets.

Sizes 86/92-134/140.
 536 11 16-xx

KIDS RUBBER BOOTS

You know small feet can't resist jumping in muddy puddles. So we made this boot from 100% natural rubber to keep them warm and dry. A flexible and soft, yet durable boot with reinforcements around sole and back. A drawstring at the top keeps snow and dirt out. Reflective tapes add visibility in the dark. Removable inner sole. Sizes 21/22-33/34.

536 13 04-xx

KIDS BEANIE

A warm, well-shaped beanie for all cool kids, made from cotton.

One size.
 536 15 99-01

DUFFEL BAG, 70L

A durable 70L duffel bag made of tough materials with smart features for all purposes. The outer material - tarpaulin - keeps your contents dry and is easy to clean. The inside pocket in mesh makes organising easier, and for extra convenience, shoulder straps and two organising bags are included.

593 25 83-01



TROLLEY BAG, 90L

Trolley bag, holding 90L, perfect for transporting all your necessities. U-shaped zipper on top makes packing and organising easier, while the molded side and bottom make the bag stand upright without support. For extra convenience, organising bags are included, as well as an ID pocket for easy recognition.

593 25 81-01

BACKPACK, 30L

A comfortable, high-quality backpack for all weathers, made from durable TPU/ribstop material that keeps the inside dry and also makes the backpack easy to clean. Large compartments for items such as your laptop, water bottle and thermos, and a roll-up seal that can be closed in two ways to keep water out.

593 25 82-01



FOOD CAN WITH SPOON, INSULATED

Fill up quickly with energy and serve lunch from this handy food can. Equipped with a foldable spoon in the lid. The lid keeps tight without leaking and the wide opening makes it easy to eat, fill up and clean the thermos after use.

0.6 litre, 597 41 78-01



BOTTLE, INSULATED

Take your favorite beverage to your best outdoor spot in this insulated, crush-proof stainless steel thermos.

0.75 litre,
 597 41 79-01



WATER BOTTLE

Make sure you stay properly hydrated - but avoid using unnecessary disposable plastics. This stainless steel bottle features a reinforced, tight-fitting cap with a strap to easily attach the bottle to a carabiner or your backpack.

0.5 litre, 597 41 81-01





Copyright © 2024 Husqvarna AB (publ). All rights reserved. Husqvarna and other product and feature marks are trademarks of Husqvarna Group or its licensors. The Bluetooth® word mark and logos are registered trademarks owned by Bluetooth SIG, Inc. and any use of such marks by Husqvarna is under license.

www.husqvarna.com